



Texas Department of Housing and Community Affairs  
**2020-2024**  
State of Texas Consolidated Plan



## Executive Summary

### ES-05 Executive Summary - 91.300(c), 91.320(b)

#### 1. Introduction

The 2020-2024 State of Texas Consolidated Plan (Plan) governs five programs funded by the U.S. Department of Housing and Urban Development (HUD). The Community Development Block Grant Program (CDBG), the HOME Investment Partnerships (HOME) Program, the Emergency Solutions Grants (ESG) Program, The Housing Trust Fund Program (referred to as the National Housing Trust Fund (NHTF) by the State), and the Housing Opportunities for Persons with AIDS (HOPWA) Program. If 2020 HUD funding levels remain consistent, the Plan will govern approximately \$132,000,000 annually. This Plan determines which of HUD's eligible activities have been identified to best serve the needs of Texas.

HUD allows a broad range of activities for CDBG, HOME, ESG, NHTF, and HOPWA. CDBG provides resources for community development, which may include acquisition of real property; relocation and demolition; rehabilitation of residential and non-residential structures; construction of public facilities and improvements; public services; activities relating to energy conservation and renewable energy resources; and provision of assistance to profit-motivated businesses to carry out economic development and job creation/retention activities. HOME is used for single-family and multifamily housing activities, which may include providing home purchase or reconstruction financing assistance to eligible homeowners and new homebuyers; building or rehabilitating/reconstructing housing for rent or ownership for eligible households; and tenant-based rental assistance to subsidize rent for low-income persons. ESG funds projects, which may include supportive services to homeless individuals and households, emergency shelter/transitional housing, homelessness prevention assistance, and permanent housing for the homeless population. NHTF is used for the financing of new construction and rehabilitation of multifamily rental units for extremely low-income renters. HOPWA is dedicated to the housing and supportive service needs of persons living with HIV and their families, which may include the acquisition, rehabilitation, or new construction of housing units; facility operations; rental assistance; short-term payments to prevent homelessness; case management; substance abuse treatment; mental health treatment; nutritional services; job training and placement assistance; and assistance with daily living.

The Texas Department of Housing and Community Affairs (TDHCA) administers the HOME Program, Housing Trust Fund Program (NHTF) and ESG Program; the Texas Department of Agriculture (TDA) administers the CDBG Program; and the Texas Department of State Health Services (DSHS) administers the HOPWA Program. All three State agencies collaborated to complete the Plan, along with garnering

extensive input from other state agencies, stakeholders, advocates, and community members. TDHCA is the lead agency for the Plan's development.

The Plan consists of five main chapters. The Process Chapter, which describes the public input process. The Needs Assessment Chapter, which outlines levels of relative need in the areas of affordable housing, homelessness, special needs populations, and community development. Information was gathered through consultation with local agencies, public outreach, and demographic and economic datasets. The Market Analysis Chapter focuses on economic forces, as well as the current condition and availability of housing and community development resources. The research-heavy Needs Assessment and Market Analysis chapters form the basis of the Strategic Plan Chapter, which details how the State will address its priority needs with the five applicable HUD programs over the period covered by the Plan. The strategies reflect the condition of the market, expected availability of funds, and local capacity to administer the Plan. The Strategic Plan is used as a basis for the One-Year Action Plan, which will be updated annually.

## **2. Summary of the objectives and outcomes identified in the Plan Needs Assessment Overview**

The Needs Assessment Chapter shapes the policies throughout the Plan. The most common housing problem in Texas is households having a moderate to severe cost burden, especially for households with incomes between 0-30% of the area median income (AMI). In most cases, renters experience a higher rate of housing problems than homeowners. When comparing the Needs Assessment Chapter to the Market Analysis Chapter, the shortage of affordable housing becomes apparent. However, the State recognizes that housing costs are impacted by local economies, and common housing problems may vary by neighborhood. The Strategic Plan identifies Priority Needs for housing, such as rental assistance; production of new units; acquisition of existing units; and rehabilitation of housing.

The Needs Assessment finds that people with special needs have specific barriers to housing. For example, persons with disabilities typically have lower incomes than other household types and require housing with certain specifications, such as physical accessibility features. Special needs populations include elderly and frail elderly; homeless populations and persons at risk of homelessness; persons living with HIV and their families; persons with alcohol and substance use disorders; persons with disabilities (mental, physical, intellectual, developmental); public housing residents; residents of colonias; and victims of domestic violence, all of which may have specific affordable housing needs. While not specifically designated as "special needs," the State is directed statutorily to gather data on farmworkers, youth aging out of foster care, and veterans. Each of these populations receive priority through incentives within at least one of the HUD programs covered by this Plan.

ESG focuses on persons who are homeless or at risk of homelessness. Therefore, the Needs Assessment has one section dedicated to this population, including numbers of households experiencing sheltered and unsheltered homelessness, and a discussion on the greater likelihood that minorities are homeless. The Market Analysis lists the available resources for homeless populations, and the Strategic Plan

identifies Priority Needs as homeless outreach; emergency shelter and transitional housing; rapid re-housing; and homelessness prevention.

HOPWA focuses on persons living with HIV and their families, so the Needs Assessment includes an in-depth discussion about this population. Racial and ethnic minorities are disproportionately affected by HIV. In addition, persons with HIV are more vulnerable to becoming homeless. The Strategic Plan identifies priority needs to serve persons living with HIV, such as rental assistance; supportive services for persons living with HIV; rapid re-housing; and homelessness prevention.

Needs Assessment Section 15 shows that housing problems occur disproportionately based on race, with a 10% greater occurrence than compared to the State as a whole. Colonias, which are unincorporated residential areas along the Texas-Mexico border that can lack some or all basic living necessities, such as potable water, electricity, paved roads, and safe and sanitary housing, showed very high rates of housing problems. The Strategic Plan and Action Plan lay out the programs the state provides to address needs identified in the Needs Assessment and Market Analysis.

Finally, non-housing community needs focus on economic and community development. The Needs Assessment finds a large demand for community infrastructure, including water and wastewater systems, roads/ streets, and utilities, there is great emphasis to serve colonias with these types of services. The Strategic Plan identifies priority community development needs as public improvements and infrastructure; economic development; and public services.

### **3. Evaluation of past performance**

The information below is for HOME, ESG, HTF, CDBG, and HOPWA for Program Year (PY) 2018 (February 1, 2018 to January 31, 2019).

During PY 2018, the Texas CDBG Program expended a total of \$58,273,291 through 197-awarded contracts. For contracts that were awarded in PY 2018, 410,723 persons received service. The Colonia Self Help Centers awarded \$1,700,000 in contracts in PY2018. Distribution of the funds by activity is described in the table below.

In PY 2018, DSHS' HOPWA served 669 households with TBRA (122% of the One-Year Action Plan, or OYAP goal), 512 households with Short-Term Rent and Mortgage and Utility (STRMU) assistance (114% of the OYAP goal), 141 households with Permanent Housing Placement (PHP) assistance (174% of the OYAP goal), and 46 households with FBHA (97% of the OYAP goal) for a total of 1,255 unduplicated households. Of the total households served, 1,204 also received HOPWA-funded Supportive Services (123% of the OYAP goal). All HOPWA clients receive housing supportive services at some level, but some supportive services for clients were leveraged with other funding sources.

ESG is reported on for expenditures by Federal Fiscal Year (10/1-9/30). The ESG reporting is cumulative of several years of program funds because of the timing of the release of funds by the federal

government, and because of unexpended balances that are re-released to ESG subrecipients. The previous program year (2/1/18-1/31/19) reflects several ESG contract periods. For ESG, the PY2018 contracts did not begin until November 2018, due to delays in receipt of the ESG allocation. Funding expended in PY2018 includes funds from prior year ESG allocations. The ESG program through its contracts served over 34,700 persons with money expended in these overlapping program years, due to the overlap the number of persons served through these contracts is higher than just the number of persons served only in PY2018 seen in Table 4 below. TDHCA's HOME program expended \$22,116,815 through seven HOME Program activities that addressed the five HOME goals in PY 2018 this amount is low due to the grant agreement being executed 7 months after the beginning of the program year. This amount represents assistance to 612 households. TDHCA's NHTF program expended \$1,752,165.80 in PY 2018, assisting in the construction of 41 new rental units. NHTF funds are restricted to helping construct housing for households at or below the greater of poverty line or 30% of the Area Median Income.

Source of Funds	Amount Expended During PY 2018
CDBG	\$53,776,470.64
CDBG Colonias Set-aside	\$4,496,821.23
HOME	\$22,116,815
HOPWA	\$4,017,478.76
ESG	\$8,511,884
Housing Trust Fund	\$1,752,165.80

**Table 1 - Funds Expended by Program, PY2018**

CDBG Goals	PY2018 Persons Assisted
Economic Development	178,083
Colonia Set-Aside	2,175
Colonia Self-Help Centers	9,512
Planning/Capacity Building	40,586
Disaster Relief/Urgent Need	9,010
Other Construction	240,007

**Table 2 - CDBG Persons Assisted, PY2018**

HOPWA Goals	PY2018 Persons/Households Assisted
Facility-Based Housing Subsidy Assistance	46
Permanent Housing Placement Assistance	141
Resource Identification	0
Short-Term Rent, Mortgage, & Utility Assistance	512
Tenant-Based Rental Assistance (Households)	669
HOPWA Funded Supportive Services	1,204

**Table 3 - HOPWA Persons/Households Assisted, PY2018**

ESG Goals	PY2018 Persons/Households Assisted
TBRA/Rapid Rehousing (Households)	857
Overnight Shelter	21,489
Homelessness Prevention	3,166

**Table 4 - ESG Persons/Households Assisted, PY2018**

<b>HOME Goals</b>	<b>PY2018 Households Assisted</b>
Construction of Single Family Housing	3
Households in New/Rehabilitated MF Units	231
Homebuyer Assistance with Possible Rehabilitation	7
Rehabilitation of Single Family Housing	88
Tenant-Based Rental Assistance	283

**Table 5 - HOME Households Assisted, PY2018**

<b>NHTF Goals</b>	<b>PY2018 Units Assisted</b>
Households in New MF Units	41

**Table 6 - NHTF Units Assisted, PY2018**

#### **4. Summary of citizen participation process and consultation process**

The State is committed to collaboration with a diverse cross-section of the public in order to meet the various affordable housing needs of Texans. The State also collaborates with governmental bodies, nonprofits, and community and faith-based groups.

Prior to the release of the Draft Plan, several consultations were completed statewide, between April 2019, and October 2019, by TDHCA, DSHS, and TDA. The State conducted consultations in person, workshops, roundtables, conferences, and planning meetings. The State also conducted consultations electronically, using a listserv announcement, and communication via emails.

During the consultation process, the State consulted with a wide variety of public, private, and nonprofit agencies that provide services. This includes assisted housing, health services, and social and fair housing services, including those focusing on services to children, elderly persons, persons with disabilities, persons living with HIV and their families, homeless persons, and colonia residents.

Following the release of the Draft 2020-2024 Plan, a 32-day public comment period was open from April 6, 2020, through May 6, 2020 in addition there was a 30-day public comment period for the NHTF Rehabilitation Standards from April 23, 2020, through May 26, 2020. The State satisfied HUD's requirement of holding, at minimum, one Public Hearing in the 32-day comment period. The Department held one virtual public hearing on April 16, as seen below. The Department was unable to hold more public hearings due to the COVID-19 Pandemic.

The one public hearing for the Consolidated Plan took place as follows:

Thursday, April 16, 2020 – 2:00 pm

Via GoToWebinar

<https://attendee.gotowebinar.com/register/8678557833869544717>

## **5. Summary of public comments**

The public comment on the draft Plan resulted in the addition of information included in the Plan. Public Comment received was provided on behalf and in support of greater description of victims of domestic violence and their identification as a special needs group in State programs. A few of the comments asked for clarification on the data provided or the addition/updating of national or local statistics or information in the Plan's Needs Assessment and Market Analysis Chapters. The summary of the 7 total comments and the staff responses is attached at the end of the document.

## **6. Summary of comments or views not accepted and the reasons for not accepting them**

Because of the flexible nature of a draft Plan, all comments were considered for revisions. While the State supports initiatives to serve special needs populations, establishing one population as a stand-alone higher priority of special needs places the State in a position of minimizing the importance of the other special needs populations. Except for the set asides for special needs provided by statute, no other specific program or stand-alone special needs status has been developed. In addition, staff members are available to provide assistance to conveying program requirements as they relate to special needs populations.

## **7. Summary**

The consolidated planning process occurs once every five years, and creating a comprehensive Plan is vital for CDBG, HOME, NHTF, ESG, and HOPWA. Because of the Plan's authority to govern these programs, research from multiple sources, including other government plans, peer-reviewed journals, news sources, and fact sheets were used; valuable public input was gathered through roundtable meetings, council/workgroup meetings, and a listserv request; and an expansive public input process is scheduled for the draft Plan.

The format of the Plan is mandated by an online form developed by HUD. HUD has provided an online template for grantees, through its planning and reporting system called IDIS. The questions in bold and many of the tables are created automatically by IDIS. After the Plan is received by HUD, the goals in the Plan are reported each year in another document called the Consolidated Annual Performance Evaluation Report (CAPER), which is also produced in IDIS.

## The Process

### PR-05 Lead & Responsible Agencies 24 CFR 91.300(b)

**1. Describe agency/entity responsible for preparing the Consolidated Plan and those responsible for administration of each grant program and funding source**

The following are the agencies/entities responsible for preparing the Consolidated Plan and those responsible for administration of each grant program and funding source.

Agency Role	Name	Department/Agency
CDBG Administrator		Texas Department of Agriculture
HOPWA Administrator		Texas Department of State Health Services
HOME Administrator	TEXAS	Texas Department of Housing and Community Affairs
ESG Administrator	TEXAS	Texas Department of Housing and Community Affairs
NHTF Administrator	TEXAS	Texas Department of Housing and Community Affairs

**Table 7 – Responsible Agencies**

#### Narrative

The Texas Department of Housing and Community Affairs (TDHCA) administers the Emergency Solutions Grants (ESG) Program, the HOME Investment Partnerships (HOME) Program and the National Housing Trust Fund (NHTF) Program; the Texas Department of Agriculture (TDA) administers the Community Development Block Grant (CDBG) Program; and the Texas Department of State Health Services (DSHS) administers the Housing Opportunities for Persons with AIDS (HOPWA) Program. All of these programs, known collectively as Community Planning and Development (CPD) Programs, are covered in the 2020-2024 State of Texas Consolidated Plan (Plan). TDHCA is the entity responsible for overseeing the development of the Plan.

#### Key Organizational Events

In 1991, the 72nd Texas Legislature created TDHCA. TDHCA’s enabling legislation combined programs from the Texas Housing Agency, the Texas Department of Community Affairs, and the Community Development Block Grant Program from the Texas Department of Commerce. Effective September 1, 2002, in accordance with Senate Bill 322, the Manufactured Housing Division became an independent entity administratively attached to TDHCA.

At that time the CDBG Program was transferred from TDHCA to the newly-created Office of Rural

Community Affairs, later called the Texas Department of Rural Affairs; the program was then subsequently moved to TDA. As of October 1, 2011, the program is administered by TDA. Through an



interagency agreement with TDA, TDHCA administers 2.5% of the CDBG funds which are statutorily designated for the Colonia Self Help Centers (SHCs) along the Texas-Mexico border.

DSHS, which administers HOPWA, is an agency of Texas Health and Human Services (HHS). In 2015, HHS began a reorganization to produce a more efficient, effective, and responsive system. In September of 2016, the first phase of that effort became operational, and a second phase occurred September 1, 2017.

The goals of the transformation were to create a system that is easier to navigate for people who need information, benefits, or services; aligns with the HHS mission, business, and statutory responsibilities; breaks down operational silos to create greater program integration; creates clear lines of accountability within the organization; and develops clearly defined and objective performance metrics for all areas of the organization. Foremost as it relates to HOPWA, DSHS contract oversight and support functions have transferred to HHS. For more information about the HHSC transformation, visit <https://hhs.texas.gov/about-hhs/hhs-transformation>.

On March 12, 2016, TDHCA was designated by Governor Abbott as the state agency responsible for the administration of funds provided through the NHTF.

TDHCA, TDA, and DSHS administer their assigned CPD programs and services through a network of organizations across Texas and do not typically fund assistance to individuals directly. Depending on the program, funded organizations include units of local government, councils of governments, nonprofit organizations, for-profit organizations, Administrative Agencies (AA), Public Housing Authorities (PHAs), and Community Housing Development Organizations (CHDOs).

## **Consolidated Plan Public Contact Information**

ESG, HOME, and NHTF Contact Information:

Texas Department of Housing and Community Affairs,  
PO Box 13941, Austin, TX 78711-3941. (800) 525-0657.

<http://www.tdhca.state.tx.us/>

CDBG Contact Information:

Texas Department of Agriculture, Office of Rural Affairs,  
PO Box 12847, Austin, TX 78711-2847. (800) 835-5832.

<http://texasagriculture.gov/Home/ContactUs.aspx>

HOPWA Contact Information:

DSHS HIV/STD Prevention and Care Branch, HIV Care Services Group, HOPWA Program,  
PO Box 149347, Mail Code 1873, Austin, TX 78714-9347. (512) 533-3000.

<http://www.dshs.state.tx.us/hivstd/hopwa/default.shtm>

## **PR-10 Consultation – 91.100, 91.110, 91.200(b), 91.300(b), 91.215(I) and 91.315(I)**

### **1. Introduction**

Before the draft 2020-2024 Plan was created, several consultations were conducted. To gather a variety of input, State staff began consultations in May 2019, several months before drafting the Plan, reaching a wide variety of organizations, as shown in the chart in this section. Consultation was also performed over the previous two years to help refine the State’s programs and receive a wide amount of feedback.

Input was solicited at multiple TDHCA led and supported meetings, roundtables and workgroups. These meetings, roundtables and workgroups are recurring and regularly held to gather input on a variety of subject areas (including homelessness, housing and services, and disability issues) that inform TDHCA’s programs, including the HOME Program, Housing Trust Fund, Office of Colonia Initiatives (OCI), and the Neighborhood Stabilization Program. The format of these consultation events varied, but all led to an open discussion between administrators, advocates, stakeholders, and TDHCA staff. Consultation at these events frequently included a request for input in the drafting of the Plan, as well as information on the process to fund activities; updates on policies; fair housing and affirmative marketing; contracts and agreements; uniform applications and forms; and input from stakeholders on how they think programs are being managed and operated.

In an effort to gather information from specific audiences, TDHCA uses technology to communicate efficiently. The availability of these methods is communicated primarily via the TDHCA website, opt-in email distribution lists, social media, and through announcements at meetings and conferences. TDHCA’s extensive listserv contact list is utilized to request consultation from stakeholders and give everyone the opportunity to provide information to influence the development of our plan.

An online presence allows TDHCA to reach out to encourage participation and consultation. The External Affairs Division of TDHCA has implemented a social media presence, specifically through Twitter and Facebook. Tweets and posts coinciding with listserv release were sent during the consultation phase of the public input process and will be sent during the public comment period on the draft Plan. Furthermore, TDHCA sends out notices via voluntary email lists, where subscribed individuals and entities can receive email updates on TDHCA information, announcements, and trainings. Use of technology allows fast communication to a large audience.

In the consolidated planning process, the State encourages the participation of public and private organizations, including broadband internet service providers, organizations engaged in narrowing the digital divide, agencies whose primary responsibilities include the management of flood prone areas, public land or water resources, and emergency management agencies in the process of developing the consolidated plan.

Before drafting the Plan, TDHCA, TDA, and DSHS met with various organizations concerning the prioritization and allocation of CPD resources, as described below. During the comment period of the draft Plan, public comment will be sought from these groups as well.

**Provide a concise summary of the state’s activities to enhance coordination between public and assisted housing providers and private and governmental health, mental health and service agencies (91.215(l))**

The State worked to enhance coordination between public and assisted housing providers, and private and governmental health, mental health and service agencies for the Plan in various ways. For example, TDHCA staff routinely attends inter- and intra-agency meetings to educate and coordinate on the intersection between housing and services, as described in Strategic Plan Section 35, Anticipated Resources, and Action Plan Section 65, Homeless and Other Special Needs. The opportunity to submit input was also on the agenda for several of these meetings and input was sometimes received after the meetings were concluded.

DSHS contracts with AAs in seven Ryan White Part B HIV Planning Areas to administer the DSHS HOPWA Program. AAs are responsible for ensuring that a comprehensive continuum of care exists in their funded areas. To accomplish this, AAs routinely consult with a variety of organizations and stakeholders – including PLWH and local HIV Planning Councils. Additionally, AAs complete periodic needs assessments to inventory available resources and identify service needs, gaps, and barriers within their planning areas. In turn, AAs develop and implement a regional HIV core medical and supportive services plan. AAs must establish multiple mechanisms for stakeholder input into the development of the HIV services plan (e.g., dissemination of written copies of the plans, postings to the Internet, town hall meetings, advisory groups, etc.) Where possible, Project Sponsors coordinate with local HCV and other affordable housing programs to support HOPWA program delivery. A draft of the sections regarding lead-based paint was sent from TDHCA to DSHS to ensure that the State was in compliance with the agency that oversees lead-based paint regulation.

TDHCA operates 19 distinct Listservs so that the agency can disseminate information easily on different topics to interested groups. All these groups are sent updates for the topic they selected as well as cross cutting topics like TDHCA news, event information and announcements. All 19 of these groups were used to send out requests for consultation on the 2020-2024 Consolidated Plan.

TDHCA continues to use its fair housing email list to share fair housing-related news, event information, and announcements with interested persons and organizations.

TDA consulted with local governments both in person and through web-based meetings as part of its evaluation of the TxCDBG program. Between June and September 2019, TDA engaged in a series of public meetings to discuss the program and solicit feedback from stakeholders. This primary purpose of the meetings was to identify areas where program changes were needed to ensure that the program was able to assist best assist rural communities, or to ensure the sustainability of the program long

term. TDA provided a working outline of a revised program structure for the Community Development Fund, as well as sample program designs that could be implemented for planning and disaster-related programs.

**Describe coordination with the Continuum of Care and efforts to address the needs of homeless persons (particularly chronically homeless individuals and families, families with children, veterans, and unaccompanied youth) and persons at risk of homelessness**

The Texas Interagency Council for the Homeless (TICH) was created in 1989 to coordinate the State's homeless resources and services. The TICH consists of representatives from eleven state agencies that serve persons experiencing or at risk of homelessness. Membership also includes representatives appointed by the office of the governor, the lieutenant governor, and the speaker of the house. The council is not appropriated funding and has no full-time staff, but receives facilitation and advisory support from TDHCA. TICH's major mandates include:

- evaluating and helping coordinate the delivery of services for the homeless in Texas;
- increasing the flow of information among service providers and appropriate authorities;
- providing technical assistance to TDHCA in assessing the need for housing for people with special needs;
- developing, in coordination with TDHCA and the Health and Human Services Commission (HHSC), a strategic plan to address the needs of the homeless; and
- maintaining a central resource and information center for the homeless.

The TICH has two committees: Annual Report Committee and Performance Data Committee. In addition, the Texas Interagency Council for the Homeless has been meeting during 2019 with the CoCs to coordinate homeless services. These efforts are reinforced by 24 Code of Federal Regulation (CFR) Part 91 that require ESG recipients to expand consultation with community partners and CoCs in the formation of consolidated planning documents. The consultation must address the allocation of resources; development of performance standards and evaluation; and development of funding, policy, and procurements for operating state-required Homeless Management Information Systems (HMIS). The TICH held three meetings during the development of the draft Plan and TDHCA solicited input from the TICH on housing and community development needs at all three meetings.

**Describe consultation with the Continuum(s) of Care that serves the state in determining how to allocate ESG funds, develop performance standards and evaluate outcomes, and develop funding, policies and procedures for the administration of HMIS**

TDHCA coordinates with Continuums of Care (CoCs) and their member agencies regarding allocation of ESG funds, development of performance standards and outcomes evaluation, and development of funding, policies through the TDHCA rulemaking process.

During the most recent rulemaking, TDHCA presented its draft rules, which govern ESG to CoCs and other interested parties prior to presentation of the proposed rule to the TDHCA board. TDHCA staff conducted four roundtable events in Austin, Dallas, and Houston. More than 50 attendees were present overall, and provided input on the methodology for fund distribution, performance standards, and other requirements, including reporting requirements. Input from these roundtables was incorporated into the administrative rules, which were ultimately adopted on March 25, 2019; minor updates to these rules are currently out for public comment.

As now codified in the adopted administrative rules, organizations that apply for TDHCA ESG funding must demonstrate that they have consulted with the CoC prior to submission of an application. TDHCA also utilizes the recommendation of the CoC as a scoring criterion when selecting applications for funding. The CoC may utilize this scoring criterion to incentivize applicants for TDHCA ESG funds to align their programs with local priorities established by the CoC.

The administrative rules also allow TDHCA to offer CoCs an opportunity to host and coordinate the local competition for TDHCA ESG funds in their CoC region. Although the selected ESG applicants would still contract directly with TDHCA, and are subject to TDHCA's minimum application threshold requirements, the CoCs that elect to host and coordinate a competition perform funding application intake and review, and establish their own scoring criteria in order to select applications to recommend to TDHCA for award.

TDHCA requires subrecipients, through its administrative rules, to utilize HMIS or an HMIS comparable database (for domestic violence or legal service providers only) and to submit HMIS exports as required by HUD.

TDHCA further consults with CoCs through involvement in the TICH, which is described in the prior question.

**Provide a concise summary of the state's activities to enhance coordination with local jurisdictions serving Colonias and organizations working within Colonias communities.**

The ways in which TDHCA coordinates its work with other colonia-serving entities are through the implementation of the Colonia Self-Help Center Program. The Colonia Self Help Center (SHC) Program is funded by the U.S. Department of Housing and Urban Development through the Texas Community Development Block Grant (CDBG) Program. The CDBG funds are transferred to TDHCA through a memorandum of understanding with the Texas Department of Agriculture, and together TDHCA and TDA co-manage the administration of the funds, with TDHCA providing the day-to-day oversight of the Colonia SHC Program and subrecipients.

The Colonia SHC funds specific Texas-border county governments with four-year contracts. Requests for funding are reviewed and recommended by a Colonia Resident Advisory Group (C-RAC), a group of colonia residents who live in the specific colonias served by the centers.

On a very frequent basis—weekly or more often—TDHCA provides guidance and oversight to the county governments with which TDHCA has executed a SHC contract. As needed, TDHCA provides guidance and technical assistance to the housing subgrantees with whom each respective county has contracted to achieve specific deliverables per their individualized SHC subcontract. Every one to two years, TDHCA organizes and implements a workshop for all eligible counties and their subgrantees to review rules, best practices, and exchange other program updates. As needed but on an average of one to two times per year, TDHCA convenes a meeting with the C-RAC. This grass-roots-style committee approves contracts, evaluates county recommendations, and provides TDHCA and the counties guidance on programming and activities in the colonias. Lastly, approximately every two years, TDHCA updates its SHC Program rules, and initiates this process by first soliciting comment from the public at large for critiques of the current rules and suggestions for changes.

As a part of the process discussed above, TDA meets with elected officials from counties serving colonia areas. The local leaders discuss funding priorities for the Community Development Fund and other fund categories, including projects that could serve colonia areas.

**2. Describe Agencies, groups, organizations and others who participated in the process and describe the jurisdictions consultations with housing, social service agencies and other entities**

**Table 8 – Agencies, groups, organizations who participated**

1	<b>Agency/Group/Organization</b>	Austin ECHO
	<b>Agency/Group/Organization Type</b>	Services-homeless
	<b>What section of the Plan was addressed by Consultation?</b>	Homelessness Strategy
	<b>How was the Agency/Group/Organization consulted and what are the anticipated outcomes of the consultation or areas for improved coordination?</b>	Agency participated in roundtable discussions and provided feedback for administrative rules. Anticipated outcome is closer coordination among and within CoCs and between CoCs and TDHCA.
2	<b>Agency/Group/Organization</b>	ADVOCACY OUTREACH
	<b>Agency/Group/Organization Type</b>	Services-homeless
	<b>What section of the Plan was addressed by Consultation?</b>	Homelessness Strategy
	<b>How was the Agency/Group/Organization consulted and what are the anticipated outcomes of the consultation or areas for improved coordination?</b>	Agency participated in roundtable discussions and provided feedback for administrative rules. Anticipated outcome is closer coordination among and within CoCs and between CoCs and TDHCA.
3	<b>Agency/Group/Organization</b>	South East Texas Regional Planning Commission
	<b>Agency/Group/Organization Type</b>	Services-homeless
	<b>What section of the Plan was addressed by Consultation?</b>	Homelessness Strategy
	<b>How was the Agency/Group/Organization consulted and what are the anticipated outcomes of the consultation or areas for improved coordination?</b>	Agency participated in roundtable discussions and provided feedback for administrative rules. Anticipated outcome is closer coordination among and within CoCs and between CoCs and TDHCA.
4	<b>Agency/Group/Organization</b>	Saint Louise House
	<b>Agency/Group/Organization Type</b>	Services-homeless

	<b>What section of the Plan was addressed by Consultation?</b>	Homelessness Strategy
	<b>How was the Agency/Group/Organization consulted and what are the anticipated outcomes of the consultation or areas for improved coordination?</b>	Agency participated in roundtable discussions and provided feedback for administrative rules. Anticipated outcome is closer coordination among and within CoCs and between CoCs and TDHCA.
5	<b>Agency/Group/Organization</b>	YOUTH AND FAMILY ALLIANCE DBA LIFEWORKS
	<b>Agency/Group/Organization Type</b>	Services-homeless
	<b>What section of the Plan was addressed by Consultation?</b>	Homelessness Strategy
	<b>How was the Agency/Group/Organization consulted and what are the anticipated outcomes of the consultation or areas for improved coordination?</b>	Agency participated in roundtable discussions and provided feedback for administrative rules. Anticipated outcome is closer coordination among and within CoCs and between CoCs and TDHCA.
6	<b>Agency/Group/Organization</b>	MID-COAST FAMILY SERVICES, INC.
	<b>Agency/Group/Organization Type</b>	Services-homeless
	<b>What section of the Plan was addressed by Consultation?</b>	Homelessness Strategy
	<b>How was the Agency/Group/Organization consulted and what are the anticipated outcomes of the consultation or areas for improved coordination?</b>	Agency participated in roundtable discussions and provided feedback for administrative rules. Anticipated outcome is closer coordination among and within CoCs and between CoCs and TDHCA.
7	<b>Agency/Group/Organization</b>	Front Steps, Inc.
	<b>Agency/Group/Organization Type</b>	Services-homeless
	<b>What section of the Plan was addressed by Consultation?</b>	Homelessness Strategy



	<b>How was the Agency/Group/Organization consulted and what are the anticipated outcomes of the consultation or areas for improved coordination?</b>	Agency participated in roundtable discussions and provided feedback for administrative rules. Anticipated outcome is closer coordination among and within CoCs and between CoCs and TDHCA.
8	<b>Agency/Group/Organization</b>	City of Austin Health and Human Services
	<b>Agency/Group/Organization Type</b>	Services-homeless
	<b>What section of the Plan was addressed by Consultation?</b>	Homelessness Strategy
	<b>How was the Agency/Group/Organization consulted and what are the anticipated outcomes of the consultation or areas for improved coordination?</b>	Agency participated in roundtable discussions and provided feedback for administrative rules. Anticipated outcome is closer coordination among and within CoCs and between CoCs and TDHCA.
9	<b>Agency/Group/Organization</b>	United Way of Denton County
	<b>Agency/Group/Organization Type</b>	Services-homeless
	<b>What section of the Plan was addressed by Consultation?</b>	Homelessness Strategy
	<b>How was the Agency/Group/Organization consulted and what are the anticipated outcomes of the consultation or areas for improved coordination?</b>	Agency participated in roundtable discussions and provided feedback for administrative rules. Anticipated outcome is closer coordination among and within CoCs and between CoCs and TDHCA.
10	<b>Agency/Group/Organization</b>	CITY OF DENTON
	<b>Agency/Group/Organization Type</b>	Services-homeless
	<b>What section of the Plan was addressed by Consultation?</b>	Homelessness Strategy

	<b>How was the Agency/Group/Organization consulted and what are the anticipated outcomes of the consultation or areas for improved coordination?</b>	Agency participated in roundtable discussions and provided feedback for administrative rules. Anticipated outcome is closer coordination among and within CoCs and between CoCs and TDHCA.
11	<b>Agency/Group/Organization</b>	The Human Impact
	<b>Agency/Group/Organization Type</b>	Services-homeless
	<b>What section of the Plan was addressed by Consultation?</b>	Homelessness Strategy
	<b>How was the Agency/Group/Organization consulted and what are the anticipated outcomes of the consultation or areas for improved coordination?</b>	Agency participated in roundtable discussions and provided feedback for administrative rules. Anticipated outcome is closer coordination among and within CoCs and between CoCs and TDHCA.
12	<b>Agency/Group/Organization</b>	THE FAMILY PLACE
	<b>Agency/Group/Organization Type</b>	Services-homeless
	<b>What section of the Plan was addressed by Consultation?</b>	Homelessness Strategy
	<b>How was the Agency/Group/Organization consulted and what are the anticipated outcomes of the consultation or areas for improved coordination?</b>	Agency participated in roundtable discussions and provided feedback for administrative rules. Anticipated outcome is closer coordination among and within CoCs and between CoCs and TDHCA.
13	<b>Agency/Group/Organization</b>	City House
	<b>Agency/Group/Organization Type</b>	Services-homeless
	<b>What section of the Plan was addressed by Consultation?</b>	Homelessness Strategy

	<b>How was the Agency/Group/Organization consulted and what are the anticipated outcomes of the consultation or areas for improved coordination?</b>	Agency participated in roundtable discussions and provided feedback for administrative rules. Anticipated outcome is closer coordination among and within CoCs and between CoCs and TDHCA.
14	<b>Agency/Group/Organization</b>	ASSISTANCE CENTER OF COLLIN COUNTY
	<b>Agency/Group/Organization Type</b>	Services-homeless
	<b>What section of the Plan was addressed by Consultation?</b>	Homelessness Strategy
	<b>How was the Agency/Group/Organization consulted and what are the anticipated outcomes of the consultation or areas for improved coordination?</b>	Agency participated in roundtable discussions and provided feedback for administrative rules. Anticipated outcome is closer coordination among and within CoCs and between CoCs and TDHCA.
15	<b>Agency/Group/Organization</b>	GrantWorks, Inc.
	<b>Agency/Group/Organization Type</b>	Housing HOME Consultant
	<b>What section of the Plan was addressed by Consultation?</b>	Housing Need Assessment Market Analysis HOME Investment Partnerships Program Processes
	<b>How was the Agency/Group/Organization consulted and what are the anticipated outcomes of the consultation or areas for improved coordination?</b>	The organization attended TDHCA's Single-Family Roundtables on August 28, 2018 and June 20,2019. TDHCA staff was present and discussion included the processes used in the HOME program.
16	<b>Agency/Group/Organization</b>	Langford Community Management Services
	<b>Agency/Group/Organization Type</b>	Housing HOME Consultant
	<b>What section of the Plan was addressed by Consultation?</b>	Housing Need Assessment Market Analysis HOME Investment Partnerships Processes

	<b>How was the Agency/Group/Organization consulted and what are the anticipated outcomes of the consultation or areas for improved coordination?</b>	The organization attended TDHCA's Single Family Roundtables on August 28, 2018, February 5, 2019, and participated in an online forum in October of 2018. The organization made recommendations related to the funding mechanism for single family HOME funds and provided feedback about a new initiative to provide homebuyer assistance with new construction or rehabilitation, called HANC.
17	<b>Agency/Group/Organization</b>	Meals on Wheels of Central Texas
	<b>Agency/Group/Organization Type</b>	Housing Services - Housing Services-Elderly Persons Services-Persons with Disabilities Services-Health
	<b>What section of the Plan was addressed by Consultation?</b>	Housing Need Assessment Market Analysis HOME Investment Partnerships Processes
	<b>How was the Agency/Group/Organization consulted and what are the anticipated outcomes of the consultation or areas for improved coordination?</b>	The organization attended TDHCA's Single Family Roundtable on June 20, 2019. Organization made comments on how to improve HOME and single family program rules and processes. Input was considered for Strategic Plan and One Year Action Plan.
18	<b>Agency/Group/Organization</b>	BCS Habitat for Humanity
	<b>Agency/Group/Organization Type</b>	Housing Services - Housing
	<b>What section of the Plan was addressed by Consultation?</b>	Housing Need Assessment Market Analysis HOME Investment Partnerships Processes
	<b>How was the Agency/Group/Organization consulted and what are the anticipated outcomes of the consultation or areas for improved coordination?</b>	The organization attended TDHCA's Single Family Roundtable on June 20, 2019. Organization made comments on how to improve HOME and single family program rules and processes. Input was considered for Strategic Plan and One Year Action Plan.
19	<b>Agency/Group/Organization</b>	COMMUNITY DEVELOPMENT CORPORATION OF BROWNSVILLE
	<b>Agency/Group/Organization Type</b>	Housing Services - Housing Organizations Serving Colonias

	<b>What section of the Plan was addressed by Consultation?</b>	Housing Need Assessment Market Analysis HOME Investment Partnership Processes
	<b>How was the Agency/Group/Organization consulted and what are the anticipated outcomes of the consultation or areas for improved coordination?</b>	The organization attended TDHCA's Single Family Roundtable on June 20, 2019. Organization made comments on how to improve HOME and single family program rules and processes. Input was considered for Strategic Plan and One Year Action Plan. Organization also participated in Roundtable for new HANC activity.
20	<b>Agency/Group/Organization</b>	City of San Marcos
	<b>Agency/Group/Organization Type</b>	Housing Other government - Local
	<b>What section of the Plan was addressed by Consultation?</b>	Housing Need Assessment Market Analysis HOME Investment Partnerships Processes
	<b>How was the Agency/Group/Organization consulted and what are the anticipated outcomes of the consultation or areas for improved coordination?</b>	The organization attended TDHCA's Single Family Roundtable on June 20, 2019. Organization made comments on how to improve HOME and single family program rules and processes. Input was considered for Strategic Plan and One Year Action Plan.
21	<b>Agency/Group/Organization</b>	Alamo Area Council of Governments
	<b>Agency/Group/Organization Type</b>	Housing Regional organization
	<b>What section of the Plan was addressed by Consultation?</b>	Housing Need Assessment Market Analysis HOME Investment Partnerships Processes
	<b>How was the Agency/Group/Organization consulted and what are the anticipated outcomes of the consultation or areas for improved coordination?</b>	AACOG has had a representative at multiple consultation opportunities, including multiple roundtables, workgroups and external meetings.
22	<b>Agency/Group/Organization</b>	Smith County Habitat for Humanity
	<b>Agency/Group/Organization Type</b>	Housing Services - Housing

	<b>What section of the Plan was addressed by Consultation?</b>	Housing Need Assessment Market Analysis HOME Investment Partnerships Processes
	<b>How was the Agency/Group/Organization consulted and what are the anticipated outcomes of the consultation or areas for improved coordination?</b>	The organization attended TDHCA's Single Family Roundtable on June 20, 2019. Organization made comments on how to improve HOME and single family program rules and processes. Input was considered for Strategic Plan and One Year Action Plan.
23	<b>Agency/Group/Organization</b>	EL PASO COUNTY
	<b>Agency/Group/Organization Type</b>	Housing Services - Housing Other government - County
	<b>What section of the Plan was addressed by Consultation?</b>	Housing Need Assessment Market Analysis
	<b>How was the Agency/Group/Organization consulted and what are the anticipated outcomes of the consultation or areas for improved coordination?</b>	The city attended TDHCA's Single Family Roundtable on June 20, 2019. The city made comments on how to improve HOME and single family program rules and processes. Input was considered for Strategic Plan and One-Year Action Plan.
24	<b>Agency/Group/Organization</b>	HIV Administrative Agencies
	<b>Agency/Group/Organization Type</b>	Services-Persons with HIV/AIDS
	<b>What section of the Plan was addressed by Consultation?</b>	HOPWA Strategy

	<b>How was the Agency/Group/Organization consulted and what are the anticipated outcomes of the consultation or areas for improved coordination?</b>	<p>DSHS engages in ongoing consultation with HOPWA stakeholders by collecting qualitative data from HIV Administrative Agencies and using it for planning and evaluation. AAs routinely consult with a variety of organizations and stakeholders including PLWH and local HIV Planning Councils. Additionally, AAs complete periodic needs assessments to inventory available resources and identify service needs, gaps, and barriers within their planning areas. In turn, AAs develop and implement a regional HIV core medical and supportive services plan. AAs must establish multiple mechanisms for stakeholder input into the development of the HIV services plan (e.g., dissemination of written copies of the plans, postings to the Internet, town hall meetings, advisory groups, etc.). AA contact information and planning area maps are located at <a href="https://www.dshs.texas.gov/hivstd/services/aa.shtm">https://www.dshs.texas.gov/hivstd/services/aa.shtm</a></p>
25	<b>Agency/Group/Organization</b>	HOPWA Project Sponsors
	<b>Agency/Group/Organization Type</b>	Services-Persons with HIV/AIDS
	<b>What section of the Plan was addressed by Consultation?</b>	HOPWA Strategy
	<b>How was the Agency/Group/Organization consulted and what are the anticipated outcomes of the consultation or areas for improved coordination?</b>	<p>DSHS engages in ongoing consultation with HOPWA stakeholders by collecting qualitative data from HOPWA Project Sponsors and using it for planning and evaluation. Project Sponsors provide narrative performance output and outcome data; offer program strategies for improved performance and strategies that contributed to successes; describe efforts to coordinate resources and efforts; assess housing barriers and make recommendations; request technical assistance, and supply other discussion items (i.e., feedback, ideas, other recommendations).</p>
26	<b>Agency/Group/Organization</b>	CAMERON COUNTY
	<b>Agency/Group/Organization Type</b>	<p>Housing  Services - Housing  Other government - County  Organizations Serving Colonias</p>
	<b>What section of the Plan was addressed by Consultation?</b>	<p>Housing Need Assessment  Non-Homeless Special Needs  Market Analysis</p>

	<b>How was the Agency/Group/Organization consulted and what are the anticipated outcomes of the consultation or areas for improved coordination?</b>	The county attended TDHCA's Single Family Roundtable on June 20, 2019. The county made comments on how to improve HOME and single family program rules and processes. Input was considered for Strategic Plan and One Year Action Plan.
27	<b>Agency/Group/Organization</b>	CORNERSTONE ASSISTANCE NETWORK
	<b>Agency/Group/Organization Type</b>	Services - Housing Services-Children Services-Elderly Persons Services-Persons with Disabilities Services-Victims of Domestic Violence Services-homeless Services-Health Services-Education Services-Employment
	<b>What section of the Plan was addressed by Consultation?</b>	Housing Need Assessment Homelessness Strategy Homeless Needs - Chronically homeless Homeless Needs - Families with children Homelessness Needs - Veterans Homelessness Needs - Unaccompanied youth Economic Development Market Analysis Anti-poverty Strategy
	<b>How was the Agency/Group/Organization consulted and what are the anticipated outcomes of the consultation or areas for improved coordination?</b>	Agency participated in the Texas interagency Council on Homelessness (TICH) quarterly meetings on April 30, 2019, July 30, 2019 and October 8, 2019. Anticipated outcome of the consultation is greater coordination of the state's resources and services to address homelessness.
28	<b>Agency/Group/Organization</b>	Texas State Affordable Housing Corporation
	<b>Agency/Group/Organization Type</b>	Housing Services - Housing
	<b>What section of the Plan was addressed by Consultation?</b>	Housing Need Assessment Homelessness Needs - Veterans Economic Development Market Analysis Anti-poverty Strategy



	<b>How was the Agency/Group/Organization consulted and what are the anticipated outcomes of the consultation or areas for improved coordination?</b>	The organization attended HHSCC meetings on May 1, 2019 and July 31, 2019 as well as TICH meetings on July 30, 2019 and October 8,2019. Anticipated outcome of the consultation is greater coordination of the state's resources and services to address homelessness and special needs populations.
29	<b>Agency/Group/Organization</b>	Texas Health and Human Services Commission
	<b>Agency/Group/Organization Type</b>	Services - Housing Services-Children Services-Elderly Persons Services-Persons with Disabilities Services-Persons with HIV/AIDS Services-Victims of Domestic Violence Services-homeless Services-Health Services-Education Services-Employment Service-Fair Housing Services - Victims Health Agency Child Welfare Agency Publicly Funded Institution/System of Care Other government - State Grantee Department Organizations Serving Colonias
	<b>What section of the Plan was addressed by Consultation?</b>	Housing Need Assessment Homelessness Strategy Homeless Needs - Chronically homeless Homeless Needs - Families with children Homelessness Needs - Veterans Homelessness Needs - Unaccompanied youth Non-Homeless Special Needs HOPWA Strategy Economic Development Anti-poverty Strategy

	<b>How was the Agency/Group/Organization consulted and what are the anticipated outcomes of the consultation or areas for improved coordination?</b>	Agency Participated in the HHSC quarterly meetings on May 1, 2019 and July 31, 2019 as well as TICH meetings on July 30, 2019 and October 8,2019. Anticipated outcome of the consultation is greater coordination of the state's resources and services to address homelessness and other special needs populations.
30	<b>Agency/Group/Organization</b>	Texas Department of Criminal Justice
	<b>Agency/Group/Organization Type</b>	Services - Housing Services-Elderly Persons Services-Persons with Disabilities Services-homeless Services-Education Services-Employment Service-Fair Housing Services - Victims Other government - State Organizations Serving Colonias
	<b>What section of the Plan was addressed by Consultation?</b>	Housing Need Assessment Homelessness Strategy Homeless Needs - Chronically homeless
	<b>How was the Agency/Group/Organization consulted and what are the anticipated outcomes of the consultation or areas for improved coordination?</b>	Agency participated in the Texas interagency Council on Homelessness (TICH) quarterly meetings on April 30, 2019, July 30, 2019 and October 8, 2019. Anticipated outcome of the consultation is greater coordination of the state's resources and services to address homelessness, and ex-offenders with housing needs.
31	<b>Agency/Group/Organization</b>	Texas Department of Family and protective Services
	<b>Agency/Group/Organization Type</b>	Services - Housing Services-Children Services-Persons with Disabilities Services-Victims of Domestic Violence Services-homeless Service-Fair Housing Services - Victims Child Welfare Agency Other government - State

	<b>What section of the Plan was addressed by Consultation?</b>	Housing Need Assessment Homeless Needs - Chronically homeless Homeless Needs - Families with children Homelessness Needs - Veterans Homelessness Needs - Unaccompanied youth Non-Homeless Special Needs Economic Development Market Analysis Anti-poverty Strategy
	<b>How was the Agency/Group/Organization consulted and what are the anticipated outcomes of the consultation or areas for improved coordination?</b>	Agency participated in the Texas interagency Council on Homelessness (TICH) quarterly meetings on April 30, 2019, July 30, 2019 and October 8, 2019. Anticipated outcome of the consultation is greater coordination of the state's resources and services to address homelessness and children with special needs, such as those with disabilities and youth aging out of the foster system.
32	<b>Agency/Group/Organization</b>	Texas Education Agency
	<b>Agency/Group/Organization Type</b>	Services-Children Services-Education Other government - State
	<b>What section of the Plan was addressed by Consultation?</b>	Housing Need Assessment Homelessness Strategy Homeless Needs - Families with children Homelessness Needs - Unaccompanied youth Economic Development Market Analysis Anti-poverty Strategy
	<b>How was the Agency/Group/Organization consulted and what are the anticipated outcomes of the consultation or areas for improved coordination?</b>	Agency participated in the Texas interagency Council on Homelessness (TICH) quarterly meetings on April 30, 2019, July 30, 2019 and October 8, 2019. Anticipated outcome of the consultation is greater coordination of the state's resources and services to address homelessness, particularly homeless youth.

33	<b>Agency/Group/Organization</b>	TEXAS DEPARTMENT OF STATE HEALTH SERVICES
	<b>Agency/Group/Organization Type</b>	Services-Children Services-Elderly Persons Services-Persons with Disabilities Services-Persons with HIV/AIDS Services-homeless Services-Health Health Agency Other government - State Grantee Department
	<b>What section of the Plan was addressed by Consultation?</b>	Housing Need Assessment Non-Homeless Special Needs Market Analysis Anti-poverty Strategy
	<b>How was the Agency/Group/Organization consulted and what are the anticipated outcomes of the consultation or areas for improved coordination?</b>	Representatives from the agency attend internal quarterly meetings to discuss programs and provide feedback on program processes. Agency provides information for all areas of the consolidated plan. Anticipated outcome is greater coordination of the state's resources to address housing needs and increased collaboration on issues surrounding the intersection of housing and services.
34	<b>Agency/Group/Organization</b>	Tarrant County Homeless Coalition
	<b>Agency/Group/Organization Type</b>	Services - Housing Services-homeless Services-Education Regional organization Planning organization
	<b>What section of the Plan was addressed by Consultation?</b>	Housing Need Assessment Homelessness Strategy Homeless Needs - Chronically homeless Homeless Needs - Families with children Homelessness Needs - Veterans Homelessness Needs - Unaccompanied youth Market Analysis

	<b>How was the Agency/Group/Organization consulted and what are the anticipated outcomes of the consultation or areas for improved coordination?</b>	Agency participated in roundtable discussions and provided feedback for administrative rules. Anticipated outcome is closer coordination among and within CoCs, and between CoCs and TDHCA.
35	<b>Agency/Group/Organization</b>	EL PASO COALITION FOR THE HOMELESS
	<b>Agency/Group/Organization Type</b>	Services - Housing Services-homeless Services-Education Regional organization Planning organization
	<b>What section of the Plan was addressed by Consultation?</b>	Housing Need Assessment Homelessness Strategy Homeless Needs - Chronically homeless Homeless Needs - Families with children Homelessness Needs - Veterans Homelessness Needs - Unaccompanied youth Market Analysis
	<b>How was the Agency/Group/Organization consulted and what are the anticipated outcomes of the consultation or areas for improved coordination?</b>	Agency participated in roundtable discussions and provided feedback for administrative rules. Anticipated outcome is closer coordination among and within CoCs and between CoCs and TDHCA.
36	<b>Agency/Group/Organization</b>	Metro Dallas Homeless Alliance
	<b>Agency/Group/Organization Type</b>	Services - Housing Services-homeless Regional organization Planning organization
	<b>What section of the Plan was addressed by Consultation?</b>	Housing Need Assessment Homelessness Strategy Homeless Needs - Chronically homeless Homeless Needs - Families with children Homelessness Needs - Veterans Homelessness Needs - Unaccompanied youth Market Analysis Anti-poverty Strategy

	<b>How was the Agency/Group/Organization consulted and what are the anticipated outcomes of the consultation or areas for improved coordination?</b>	Agency participated in roundtable discussions and provided feedback for administrative rules. Anticipated outcome is closer coordination among and within CoCs and between CoCs and TDHCA. Agency also participated in the October 8, 2019 TICH meeting to speak about coordination of Homeless resources.
37	<b>Agency/Group/Organization</b>	COALITION FOR THE HOMELESS OF HOUSTON/HARRIS COUNTY
	<b>Agency/Group/Organization Type</b>	Services - Housing Services-homeless Services-Education Regional organization Planning organization
	<b>What section of the Plan was addressed by Consultation?</b>	Housing Need Assessment Homelessness Strategy Homeless Needs - Chronically homeless Homeless Needs - Families with children Homelessness Needs - Veterans Homelessness Needs - Unaccompanied youth Market Analysis Anti-poverty Strategy
	<b>How was the Agency/Group/Organization consulted and what are the anticipated outcomes of the consultation or areas for improved coordination?</b>	Agency participated in roundtable discussions and provided feedback for administrative rules. Anticipated outcome is closer coordination among and within CoCs and between CoCs and TDHCA.
38	<b>Agency/Group/Organization</b>	Buckner Children and Family Services Inc
	<b>Agency/Group/Organization Type</b>	Housing Services - Housing Services-Children Services-Elderly Persons
	<b>What section of the Plan was addressed by Consultation?</b>	Housing Need Assessment Market Analysis HOME Investments Partnerships

	<b>How was the Agency/Group/Organization consulted and what are the anticipated outcomes of the consultation or areas for improved coordination?</b>	The organization attended the TDHCA's Single Family Roundtable on August 28, 2018. Organization made comments on how to improve HOME and single family program rules and processes. Input was considered for Strategic Plan and One Year Action Plan.
39	<b>Agency/Group/Organization</b>	East Texas Council of Governments
	<b>Agency/Group/Organization Type</b>	Regional organization Planning organization
	<b>What section of the Plan was addressed by Consultation?</b>	CDBG Strategy
	<b>How was the Agency/Group/Organization consulted and what are the anticipated outcomes of the consultation or areas for improved coordination?</b>	Agency hosted Stakeholder Feedback Session to coordinate opportunities for local governments and other stakeholders to discuss program changes and program priorities with TDA. Attendee list is included in attachments.
40	<b>Agency/Group/Organization</b>	PANHANDLE REGIONAL PLANNING COMMISSION
	<b>Agency/Group/Organization Type</b>	Regional organization Planning organization
	<b>What section of the Plan was addressed by Consultation?</b>	CDBG Strategy
	<b>How was the Agency/Group/Organization consulted and what are the anticipated outcomes of the consultation or areas for improved coordination?</b>	Agency hosted Stakeholder Feedback Session to coordinate opportunities for local governments and other stakeholders to discuss program changes and program priorities with TDA. Attendee list is included in attachments.
41	<b>Agency/Group/Organization</b>	Rio Grande Council of Governments
	<b>Agency/Group/Organization Type</b>	Regional organization Planning organization
	<b>What section of the Plan was addressed by Consultation?</b>	CDBG Strategy

	<b>How was the Agency/Group/Organization consulted and what are the anticipated outcomes of the consultation or areas for improved coordination?</b>	Agency hosted Stakeholder Feedback Session to coordinate opportunities for local governments and other stakeholders to discuss program changes and program priorities with TDA. Attendee list is included in attachments.
42	<b>Agency/Group/Organization</b>	South East Texas Regional Planning Commission
	<b>Agency/Group/Organization Type</b>	Regional organization Planning organization
	<b>What section of the Plan was addressed by Consultation?</b>	CDBG Strategy
	<b>How was the Agency/Group/Organization consulted and what are the anticipated outcomes of the consultation or areas for improved coordination?</b>	Agency hosted Stakeholder Feedback Session to coordinate opportunities for local governments and other stakeholders to discuss program changes and program priorities with TDA. Attendee list is included in attachments.
43	<b>Agency/Group/Organization</b>	South Texas Development Council
	<b>Agency/Group/Organization Type</b>	Regional organization Planning organization
	<b>What section of the Plan was addressed by Consultation?</b>	CDBG Strategy
	<b>How was the Agency/Group/Organization consulted and what are the anticipated outcomes of the consultation or areas for improved coordination?</b>	Agency hosted Stakeholder Feedback Session to coordinate opportunities for local governments and other stakeholders to discuss program changes and program priorities with TDA. Attendee list is included in attachments.
44	<b>Agency/Group/Organization</b>	Texas Rural Health and Economic Development Advisory Council
	<b>Agency/Group/Organization Type</b>	Other government - State Committee Established by State Statute
	<b>What section of the Plan was addressed by Consultation?</b>	CDBG Strategy



	<b>How was the Agency/Group/Organization consulted and what are the anticipated outcomes of the consultation or areas for improved coordination?</b>	Advisory Council received presentation and engaged in discussion with TDA on program changes and program priorities.
45	<b>Agency/Group/Organization</b>	Disaster Impact Task Force
	<b>Agency/Group/Organization Type</b>	Other government - State Appointed Committee
	<b>What section of the Plan was addressed by Consultation?</b>	CDBG Strategy
	<b>How was the Agency/Group/Organization consulted and what are the anticipated outcomes of the consultation or areas for improved coordination?</b>	The Task Force was appointed to discuss with TDA the use of CDBG funding to address disaster-impacted communities, including challenges of the existing program and changes or new program designs.
46	<b>Agency/Group/Organization</b>	Texas Water Infrastructure Coordinating Committee
	<b>Agency/Group/Organization Type</b>	Other government - State Inter-agency organization
	<b>What section of the Plan was addressed by Consultation?</b>	CDBG Strategy
	<b>How was the Agency/Group/Organization consulted and what are the anticipated outcomes of the consultation or areas for improved coordination?</b>	TDA coordinated with TARC to disseminate information and solicit feedback regarding program design changes, both before and after the Stakeholder Feedback public discussions.

**Identify any Agency Types not consulted and provide rationale for not consulting**

Every required agency type was included in the consultations, as can be seen in the chart above.

Although not noted in the chart above, TDA regularly coordinates with Connected Nation, a nationwide nonprofit dedicated to providing tools and resources to help state and communities create and implement solutions for broadband connectivity and provide information on the digital divide. Through this relationship with TDA all State of Texas CPD programs are kept apprised of Broadband and Digital

Divide issues in the State of Texas. Connected Nation also serves on the Governor’s Broadband Development Council, which reports to the state legislature on Broadband and digital divide issues.

**Other local/regional/state/federal planning efforts considered when preparing the Plan**

Name of Plan	Lead Organization	How do the goals of your Strategic Plan overlap with the goals of each plan?
Continuum of Care	Texas Interagency Council for the Homeless	The TICH coordinates the state's resources and services to address homelessness. TICH is comprised of representatives from 11 state agencies. The TICH initiated a study in January 2011 and published the report entitled Pathways Home; the study laid the framework for how the TICH has moved forward in coordinating services in the state. The TICH annual report shows the work members of the TICH have done throughout the year to address homelessness. The Strategic Plan considers the Pathways Home statewide framework to help more of Texas' most vulnerable citizens enter and remain in safe housing.
2018-2019 Biennial Plan	Housing and Health Services Coordination Council	HHSCC's 2018-2019 Biennial Plan was helpful in determining the needs, availability, barriers, and successes of Supportive Housing (often called Service-Enriched Housing). <a href="http://www.tdhca.state.tx.us/hhsc/biennial-plans.htm">http://www.tdhca.state.tx.us/hhsc/biennial-plans.htm</a> According to HHSCC, "Service-Enriched Housing is defined as: integrated, affordable, and accessible housing that provides residents with the opportunity to receive on-site or off-site health-related and other services and supports that foster independence in living and decision-making for individuals with disabilities and persons who are elderly." Two special needs populations in the 2020-2024 State of Texas Consolidated Plan overlap with populations that may benefit from Service-Enriched Housing, including people with disabilities and persons who are elderly.
Opening Doors	U.S. Interagency Council on Homelessness	TDHCA has plans for closer coordination with CoCs. Greater local control of ESG funds, described earlier in this chapter, incorporates the priorities of Opening Doors.

**Table 9 – Other local / regional / federal planning efforts**

**Describe cooperation and coordination among the State and any units of general local government, in the implementation of the Consolidated Plan (91.315(I))**

As described above, TDHCA, TDA, and DSHS met with various entities, which included local governments and councils of government in preparation for drafting of the Consolidated Plan in both formal and informal ways.

During preparation of the plan, TDA developed several program improvements proposed for the CDBG program. TDA hosted multiple opportunities to inform stakeholders and solicit informal input on these

changes: TDA hosted five in person discussions and one webinar discussion, in addition to five discussions hosted by regional planning councils throughout the state. Many local governments participated in these discussions. TDA has considered the needs, priorities, and concerns expressed in the discussions, and incorporated this feedback in the agency's overall efforts to make CDBG funds available to small and rural communities in the most effective manner. The CDBG program has for many years used a regional distribution of funds for its largest fund category, the Community Development Fund. This process includes formal public hearings every two years in each of the 24 Council of Government planning regions to determine local funding priorities. Although the proposed program changes were not implemented for the upcoming application cycle, many of the Regional Review Committees discussed the proposal and the potential impacts for the future, providing valuable feedback to TDA. TDA incorporated consultation feedback in the program design revisions related to the Community Development Fund (composition of the unified committee), disaster-impacted communities (new focus on state-level disaster events), and other program fund categories.

### **Narrative (optional):**

Since the consolidated planning process is an ongoing effort, the State continues to consult with agencies, groups, and organizations through the program year cycles for CDBG, ESG, HOME, NHTF and HOPWA, and the development of HUD required fair housing documents.

If a material amendment of a HUD required fair housing documents is needed as described in 24 CFR §5.164, reasonable notice by publication on TDHCA's website will be given, comments will be received for no less than 30 days after notice is given, and any public hearing held (although optional) will be held within the public comment period.

### Language needs

The State conducted an analysis of eligible program participants with Limited English Proficiency (LEP). The analysis was performed for households at or below 200% poverty, roughly equivalent to 80% area median income statewide in Texas. The overwhelming need was for Spanish language translation, which comprised the language of 74% of LEP persons. The state will translate vital documents into Spanish, and other languages as determined by the individual program. The state will analyze market areas for program beneficiaries to determine if documents should be translated into additional languages. The state will apply four-factor analysis to consider the resources available and costs considering the frequency with which LEP persons come into contact with the applicable programs and the nature and importance of the program, activity, or service. The State will make reasonable efforts to provide language assistance to ensure meaningful access to participation by non-English speaking persons.

## **PR-15 Citizen Participation – 91.105, 91.115, 91.200(c) and 91.300(c)**

### **1. Summary of citizen participation process/Efforts made to broaden citizen participation Summarize citizen participation process and how it impacted goal-setting**

Comprehensive outreach was conducted to gather input on the Plan. The consultations conducted before the creation of the draft Plan, as well as discussion of the participation of local, regional, and statewide institutions, CoCs, and other organizations affected by the Plan are listed in Process Section 10. The Plan, as adopted, any future substantial amendments, and the Consolidated Plan Annual Performance and Evaluation Report (CAPER) will be available to the public online at <http://www.tdhca.state.tx.us> and will have materials accessible to persons with disabilities, upon request.

#### Public hearings

The Draft Plan was released for a 32-day public comment period from April 6, 2020, to May 6, 2020. The State met HUDs legislation of holding, at minimum, one Public Hearing in the 32-day comment period. The Department will inform stakeholders of any hearings through a notification on its website, and by sending a listserv announcement. Constituents are encouraged to provide input regarding all programs in writing or at a public hearing. In the case of extenuating circumstances, when there are concerns of public health and safety, TDHCA may host virtual public hearings to allow stakeholders and the public to provide oral comment on Plans and Reports.

The Public hearing schedules will be published in the Texas Register and on TDHCA's website at <http://www.tdhca.state.tx.us>, and advertised by opt-in email distribution and during various workgroups and committee meetings. During the public comment period, printed copies of the draft plans will be available from TDHCA, and electronic copies will be available for download from TDHCA's website. Constituents are encouraged to provide input regarding all programs in writing or at the public hearings. See the Citizen Participation Outreach table below for details of annual outreach. The impact of consultations on goal-setting was discussed in Process Section 10. Public comment received on the draft Plan will be included in the Attachment Chapter.

#### Criteria for Amendment to the Consolidated Plan

Substantial amendments will be considered, if needed, when a new activity is developed for any of the funding sources or there is a change in method of distribution. If a substantial amendment is needed, reasonable notice by publication on TDHCA's website at <http://www.tdhca.state.tx.us> will be given, and comments will be received for no less than 30 days after notice is given. A public hearing will be optional.

#### Performance Report

The CAPER will analyze the results of the Plan annually after the end of the state's HUD Program Year. Due to the short 90-day turnaround time between the end of The State of Texas' HUD Program Year (8/31) and the due date of the CAPER (11/30), the public will be given reasonable notice by publication on TDHCA's website at <http://www.tdhca.state.tx.us>. Comment will be accepted for a minimum of 15 days. A public hearing will be optional.

#### One-Year Action Plan

The draft One Year Action Plan (OYAP) may be released for public comment prior to HUD's release of actual annual allocation amounts, and the draft OYAP reflects estimated allocation amounts. Once HUD releases actual annual allocation amounts and prior to submission to HUD, proposed activities' budgets will be increased or decreased from the estimated funding levels to match actual allocation amounts, and proposed program goals will be adjusted proportionally or as otherwise described in the respective year Action Plan.

Complaints related to the Consolidated planning process follow the TDHCA complaint process, as defined by 10 Texas Administrative Code §1.2.

For details on the development of or amendments to HUD required Fair Housing document, see the PR-10 Narrative section above.

**Citizen Participation Outreach**

Sort Order	Mode of Outreach	Target of Outreach	Summary of response/attendance	Summary of comments received	Summary of comments not accepted and reasons	URL (If applicable)
1	Public Hearing	Non-targeted/broad community	On Thursday, April 16, 2020. TDHCA led a virtual public hearing at 2:00pm via GoToWebinar. 25 people logged into the hearing and no spoken and/or written comments were provided.	No comment was provided	No comment was provided	<a href="https://www.tdhca.state.tx.us/events/index.jsp?eventNext=20190528-0600PM&amp;eventTypeID=20">https://www.tdhca.state.tx.us/events/index.jsp?eventNext=20190528-0600PM&amp;eventTypeID=20</a>

Sort Order	Mode of Outreach	Target of Outreach	Summary of response/attendance	Summary of comments received	Summary of comments not accepted and reasons	URL (If applicable)
2	Internet Outreach	Non-targeted/broad community	From Monday, April 6, 2020 to Wednesday, May 6, 2020. TDHCA posted the Consolidated Plan on its website and social media pages for public comment. Comments from one organization were received	A summary of public comment received and reasoned responses are provided at the end of the document.	A summary of public comment and received and reasoned responses are provided at the end of the document.	<a href="https://www.tdhca.state.tx.us/public-comment.htm">https://www.tdhca.state.tx.us/public-comment.htm</a>

**Table 10 – Citizen Participation Outreach**

# Needs Assessment

## NA-05 Overview

### Needs Assessment Overview

The data analysis in this Needs Assessment will help shape the policies throughout this Consolidated Plan. This Needs Assessment refers to the Texas Department of Housing and Community Affairs' (TDHCA) 13 State Service Regions. These regions are useful in discussing different parts of the State.

Section 10 of the Needs Assessment considers the characteristics of different family types and certain special needs populations. Single-person households more often have low incomes and consist of elderly persons more than other household types. Households with a person with a disability typically have lower incomes than other household types, and often require housing with certain specifications, such as mobility accessibility. Throughout the Plan reference to Households with Violence Against Women Act (VAWA) characteristics includes survivors of domestic violence, sexual assault, dating violence, or stalking. Households at risk of homelessness typically have low incomes and strained social networks. They may already be living with a friend or relative and often have low educational attainment, which often corresponds with lower paying jobs and fewer savings. Adults who are at risk of homelessness or formerly homeless may have had a history of mental illness or substance use disorder.

Needs Assessment Section 10 reveals that the most common housing problems are cost burden and severe cost burden, especially for households with incomes between 0-30% of the area median income (AMI). In most cases, renters experience a higher rate of housing problems than homeowners. The exception is for severe cost burden in which homeowners experience a greater rate of burden in some AMI categories.

Section 15 of the Needs Assessment shows disproportionate housing problems based on race, which is described in the U.S. Department of Housing and Urban Development's (HUD) eCon Planning Suite Guide as a race having a difference for a housing problem of more than 10% than the state as a whole (throughout the Needs Assessment State will refer to jurisdiction as it is used in the charts supplied by HUD). White, Black/African American, and Hispanic populations have differences less than 10% compared to the State. Asian and Pacific Islander populations have a difference of greater than 10% in some income categories, but their population samples are relatively small, resulting in high margins of errors. The same trend is seen in Needs Assessment Section 20 and Section 25 describing disproportionate severe housing problems and housing cost burden. The maps for these sections compare percentages by county instead of the State, which reveals more areas of disproportionate need than the State as a whole.



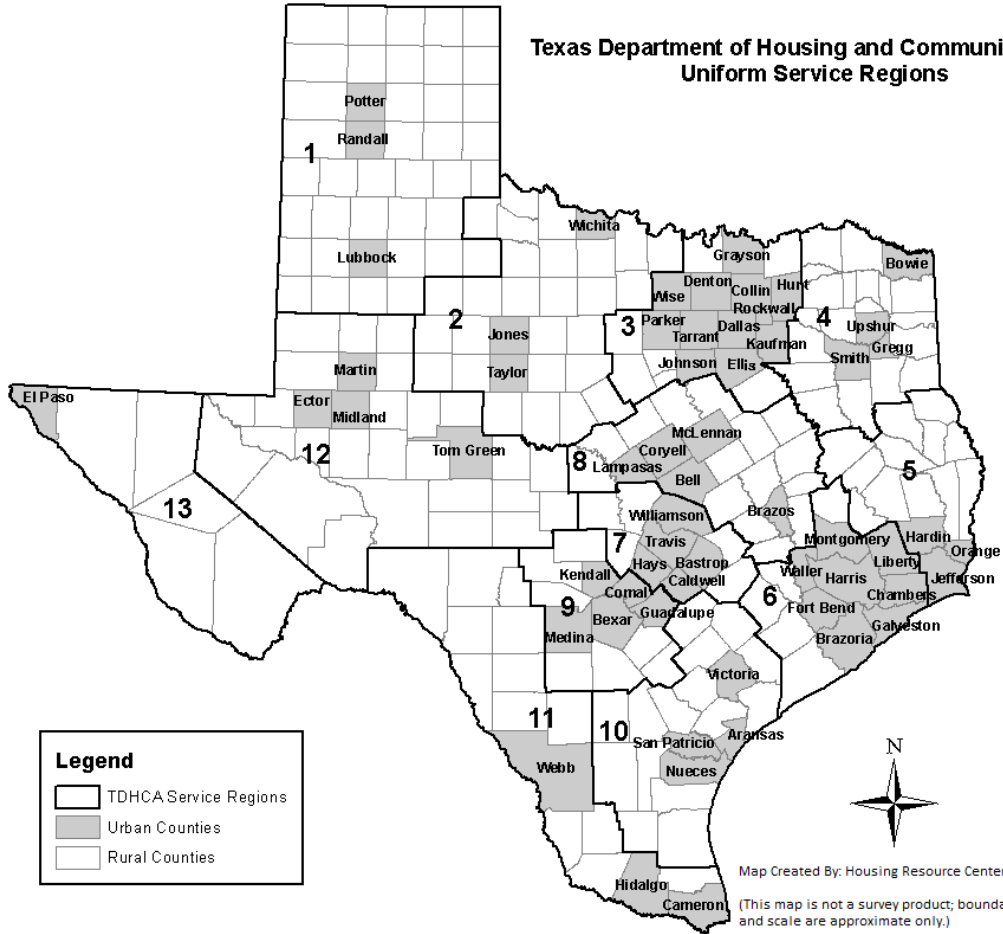
Needs Assessment Section 30 addresses some special needs populations, such as colonia residents with high levels of poverty along the Texas-Mexico border. The *State's 2019 Analysis of Impediments* also included a disproportionality analysis.

Needs Assessment Section 40 discusses one of Texas' special needs populations in depth: households experiencing homelessness. Along with hard numbers of households experiencing homelessness, this section includes discussion on minorities that are disproportionately economically disadvantaged or homeless. Finally, Section 40 explores differences between unsheltered and sheltered households experiencing homelessness.

Needs Assessment Section 45 has detailed information on persons living with HIV (PLWH), as well as elderly and frail elderly, farmworkers, persons with alcohol and substance use disorders, persons with disabilities, public housing residents, veterans, victims of domestic violence, and youth aging out of foster care.

Finally, Needs Assessment Section 50 ends with non-housing community needs and discusses public facilities, public improvements and public services, as well as colonias.

Texas Department of Housing and Community Affairs  
Uniform Service Regions



Map 1

## NA-10 Housing Needs Assessment - 24 CFR 91.305 (a,b,c)

### Summary of Housing Needs

Needs Assessment Section 10 discusses housing needs of single persons, elderly persons (e.g. over 62 years as shown in the data below), renter and owners, people with disabilities, households with VAWA characteristics, formerly homeless households, and households at risk of homelessness. Household groups are divided into income categories with different ranges of the household AMIs.

Demographics	Base Year: 2010	Most Recent Year: 2017	% Change
Population	25,145,561	27,419,612	9%
Households	8,922,933	9,430,419	6%
Median Income	\$48,615.00	\$59,206.00	22%

**Table 11 - Housing Needs Assessment Demographics**

**Alternate Data Source Name:**

2010 Baseline; 2013-2017 ACS (Most Recent)

**Data Source Comments:** 2010 Census (Base Year), 2013-2017 ACS (Most Recent Year) 2017 population number is 27,419,612

### Number of Households Table

	0-30% HAMFI	>30-50% HAMFI	>50-80% HAMFI	>80-100% HAMFI	>100% HAMFI
Total Households	1,232,820	1,148,060	1,582,805	909,430	4,416,435
Small Family Households	421,495	428,505	637,595	391,070	2,360,405
Large Family Households	131,555	152,000	207,720	118,790	453,330
Household contains at least one person 62-74 years of age	213,955	220,745	310,290	176,005	864,590
Household contains at least one person age 75 or older	144,880	166,085	180,770	86,555	276,105
Households with one or more children 6 years old or younger	278,125	258,490	326,645	174,225	739,080

**Table 12 - Total Households Table**

**Alternate Data Source Name:**

2012-2016 CHAS

\*This chart is provided by HUD and HAMFI cannot be changed, HAMFI is only found in this table and used only when referencing this table. Total households in this chart do not match with Table 1. Table 1 is 2013-2017 ACS data and Table 2 is 2012-2016 CHAS data.

**Data Source Comments:**

## Housing Needs Summary Tables

### 1. Housing Problems (Households with one of the listed needs)

	Renter					Owner				
	0-30% AMI	>30-50% AMI	>50-80% AMI	>80-100% AMI	Total	0-30% AMI	>30-50% AMI	>50-80% AMI	>80-100% AMI	Total
<b>NUMBER OF HOUSEHOLDS</b>										
Substandard Housing - Lacking complete plumbing or kitchen facilities	20,020	12,570	11,895	4,320	48,805	10,260	6,470	6,395	2,790	25,915
Severely Overcrowded - With >1.51 people per room (and complete kitchen and plumbing)	24,990	19,085	15,695	7,325	67,095	5,885	6,845	10,280	4,780	27,790
Overcrowded - With 1.01-1.5 people per room (and none of the above problems)	51,915	45,945	41,765	15,395	155,020	16,800	22,875	36,985	18,675	95,335
Housing cost burden greater than 50% of income (and none of the above problems)	454,190	165,265	34,620	3,905	657,980	210,010	118,730	71,595	16,325	416,660
Housing cost burden greater than 30% of income (and none of the above problems)	77,435	269,485	264,760	53,275	664,955	72,720	130,145	206,100	92,435	501,400

	Renter					Owner				
	0-30% AMI	>30-50% AMI	>50-80% AMI	>80-100% AMI	Total	0-30% AMI	>30-50% AMI	>50-80% AMI	>80-100% AMI	Total
Zero/negative Income (and none of the above problems)	79,480	0	0	0	79,480	47,635	0	0	0	47,635

**Table 13 – Housing Problems Table**

Alternate Data Source Name:  
2012-2016 CHAS

2. Housing Problems 2 (Households with one or more Severe Housing Problems: Lacks kitchen or complete plumbing, severe overcrowding, severe cost burden)

	Renter					Owner				
	0-30% AMI	>30-50% AMI	>50-80% AMI	>80-100% AMI	Total	0-30% AMI	>30-50% AMI	>50-80% AMI	>80-100% AMI	Total
<b>NUMBER OF HOUSEHOLDS</b>										
Having 1 or more of four housing problems	628,555	512,350	368,735	84,220	1,593,860	315,670	285,070	331,355	135,010	1,067,105
Having none of four housing problems	87,820	110,710	369,665	275,980	844,175	73,660	239,925	513,050	414,225	1,240,860
Household has negative income, but none of the other housing problems	79,480	0	0	0	79,480	47,635	0	0	0	47,635

**Table 14 – Housing Problems 2**

Alternate Data Source Name:  
2012-2016 CHAS

3. Cost Burden > 30%

	Renter				Owner			
	0-30% AMI	>30-50% AMI	>50-80% AMI	Total	0-30% AMI	>30-50% AMI	>50-80% AMI	Total
NUMBER OF HOUSEHOLDS								
Small Related	241,030	203,670	127,415	572,115	90,690	95,570	126,650	312,910
Large Related	69,340	52,375	22,080	143,795	36,625	41,550	37,055	115,230
Elderly	95,645	74,165	44,425	214,235	122,980	94,595	79,405	296,980
Other	204,895	152,615	120,130	477,640	53,205	31,235	42,800	127,240
Total need by income	610,910	482,825	314,050	1,407,785	303,500	262,950	285,910	852,360

Table 15 – Cost Burden > 30%

Alternate Data Source Name:  
2012-2016 CHAS

4. Cost Burden > 50%

	Renter				Owner			
	0-30% AMI	>30-50% AMI	>50-80% AMI	Total	0-30% AMI	>30-50% AMI	>50-80% AMI	Total
NUMBER OF HOUSEHOLDS								
Small Related	202,465	65,730	10,710	278,905	71,265	47,380	29,965	148,610
Large Related	52,530	12,750	1,280	66,560	25,890	15,125	5,370	46,385
Elderly	72,330	34,215	12,030	118,575	83,145	41,260	23,510	147,915
Other	183,605	62,605	13,580	259,790	43,860	18,365	13,655	75,880
Total need by income	510,930	175,300	37,600	723,830	224,160	122,130	72,500	418,790

Table 16 – Cost Burden > 50%

Alternate Data Source Name:  
2012-2016 CHAS

5. Crowding (More than one person per room)

	Renter					Owner				
	0-30% AMI	>30-50% AMI	>50-80% AMI	>80-100% AMI	Total	0-30% AMI	>30-50% AMI	>50-80% AMI	>80-100% AMI	Total
NUMBER OF HOUSEHOLDS										
Single family households	68,375	54,770	45,620	17,065	185,830	17,170	21,030	30,195	14,380	82,775

	Renter					Owner				
	0-30% AMI	>30-50% AMI	>50-80% AMI	>80-100% AMI	Total	0-30% AMI	>30-50% AMI	>50-80% AMI	>80-100% AMI	Total
Multiple, unrelated family households	7,990	9,370	9,760	4,095	31,215	6,285	9,160	17,625	9,135	42,205
Other, non-family households	2,020	2,010	2,875	1,795	8,700	135	140	150	120	545
Total need by income	78,385	66,150	58,255	22,955	225,745	23,590	30,330	47,970	23,635	125,525

**Table 17 – Crowding Information – 1/2**

Alternate Data Source Name:  
2012-2016 CHAS

	Renter				Owner			
	0-30% AMI	>30-50% AMI	>50-80% AMI	Total	0-30% AMI	>30-50% AMI	>50-80% AMI	Total
Households with Children Present	0	0	0	0	0	0	0	0

**Table 18 – Crowding Information – 2/2**

**Describe the number and type of single person households in need of housing assistance.**

The tables in the Housing Needs Assessment do not include one-person households, since the “small family” category in the Comprehensive Housing Affordability Strategy (CHAS) data includes two persons. Independently from the tables above in Needs Assessment Section 10, according to the 2013-2017 American Community Survey Table B11016, there are 2,352,249 one-person households in Texas. This is approximately 24.9% of all households in Texas, up from 24.2% in 2010 (2010 Census Table H13). This increase is consistent with the national trend of an increasing percentage of one-person households, up 15% since the 1960s (U.S. Census Bureau). However, the percentage of Texas one-person households is lower than the percentage of one-person households in the United States, 27.6%. Even with Texas’ lower percentage compared to the nation, one-person households are a sizable minority, with almost one in four households consisting of a one-person household.

The needs of one-person households are determined by their composition. Almost one-third of one-person households consist of people over age 65. Only 20.8% of households with two or more persons have one or more person aged 65 and over (2013-2017 American Community Survey Table B11007). One-person households are more likely than two-or-more person households to have a person over 65 years of age. The 2019 AI found that, before 2050, the population of Texans aged 64 to 84 years is expected to more than double and the population of Texans aged 85 and older is expected to more than

triple. This means that one-person households will increasingly have many of the issues that confront households with elderly or frail elderly, such as a need for disability services, as discussed in Needs Assessment 45. The 2019 AI released demographic information by the 13 state service regions, including discussions of data for age and persons with disabilities.

The median income of one-person households in Texas is approximately \$31,558, less than half of two-person households median income, \$63,879 (2013-2017 American Community Survey Table B19019). However, only 58% of one-person households are workers compared to 74.5% of two-person households that contain one worker (2013-2017 ACS Table B08202). The lower percentage of workers in one-person households could be a result of the higher percentage of one-person households with persons over 65, as discussed in the previous paragraph. The persons over 65 could be living on a fixed retirement, benefit or disability income, contributing to the lower median income. Finally, 37.5% of two-person households have two workers and two incomes. For households with only one member, there is only one potential worker, which contributes to the lower median income than two-person households with two workers.

Most one-person households only need access to an efficiency or one-bedroom home/apartment, which are typically lower in cost than larger homes/apartments. For example, in 2019 rents in the Lubbock MSA, are \$635 for an efficiency and \$726 for a one bedroom, compared to a two bedroom at \$880. However, the availability of efficiencies and one-bedroom units is only 32% of the current housing stock, according to the table under the Market Analysis Section 10, unit size by tenure. The competition for smaller units may include households with more than one-person. This means that not every one-person household will be able to live in an efficiency or one-bedroom unit. Because of the lack of and competition for efficiencies and one-bedroom units, and because of lower incomes than other household types, single-family households may experience cost burden.

### **Estimate the number and type of families in need of housing assistance who are disabled or victims of domestic violence, dating violence, sexual assault and stalking.**

According to the 2013-2017 American Community Survey Table S1810, the non-institutionalized civilian population shows that there are 26,943,687 Texans and 3,120,572 of them are persons with a disability, or about 11.6% of the population. Of those, 1,613,122 persons with disabilities were between 18-64 years old. However, the age range of 65 years and older have the highest percent of persons with a disability, at 38.8%. The most common type of disability is an ambulatory disability: approximately 1,615,627 persons have an ambulatory difficulty, which is about 6.5% of the total population. The second most common type of disability is cognitive difficulty, which accounted for 4.6% of the total population. A cognitive difficulty is defined by The Census Bureau in the following way: Because of a physical, mental, or emotional condition, [does this person] have difficulty concentrating, remembering, or making decisions. Approximately 3,178,418 had an ambulatory, vision, or hearing difficulty), all of which could be mitigated by accessibility features in housing.



According to the 2013-2017 American Community Survey Table S1811, approximately 20.2% of people with disabilities were under the poverty line in Texas, compared to 13.8% of people without disabilities.

Regarding victims of family violence, the Texas Department of Public Safety's 2018 Crime in Texas report shows 197,023 incidents of family violence involving 212,885 victims in Texas in 2018. 71.6% of victims were female and 39% were Hispanic (p. 41). According to the Texas Council on Family Violence, Honoring Texas Victims 2018 report, 174 women were murdered at the hands of their male intimate partners. 82 of those women were in the process of, or had, separated from their partner and 67% (116) were killed at home. The Department recognizes that domestic violence can be a critical contributing factor of homelessness.

The 2014 Annual Victimization Survey for Texas found that 18.2% of respondents cited stalking as a problem: 128 victims with 453 stalking incidents over 24 months. More than one-half of the victims reported knowing the person who stalked them before the stalking started.

The Texas Department of Public Safety's Crime in Texas report also states that there were 18,112 incidents of sexual assault, involving 18,750 victims in Texas in 2017 (Texas Department of Public Safety). A majority of the victims were female, 87.9% and Hispanic, 40.1%. Approximately 11.2% of victims of sexual assault were in a romantic dating relationship with the assaulter. The most common location for the assault was in the home, at 73.2% (p. 53). The age group of 10 to 14 and 15 to 19 years had the highest incidents of sexual assault with approximately 8,000 victims. These factors may attribute to homelessness among girls aged 10 to 14 years and among women who are fleeing a home life of sexual assault. The Texas Council on Family Violence found that, of the 146 women killed by their intimate male partner in 2016, the most common age range was 20 to 39 years old and 77% were killed at home, also making home a potentially dangerous place for victims of family violence.

### **What are the most common housing problems?**

Comparing Table 6, Number of Households, to Table 7, Households with Housing Problems, the most common housing problem in Texas is cost burden. Of total households at or under 100% AMI, 24% experience cost burden and 22% experience severe cost burden, meaning 46% of Households under 100% AMI experience cost burden in some severity. For households with incomes between 0-30% AMI, the incidences of non-severe cost burden is 12.2%, but severe cost burden rises dramatically to 53.9%. The low rate of non-severe cost burden is unexpected, but offset by the increase in severe cost burden. For households in the >30-50% AMI category, non-severe cost burden goes up to 34.8% and severe cost burden goes down to 24.7%; for households in the >50-80% AMI category, non-severe cost burden is higher than the state average at 29.7% but severe cost goes down to 6.7%. Finally, for households in the >80-100% AMI category, non-severe cost burden falls to 16% and severe cost burden drops to its lowest level at 2.2%. This shows that the higher the income, the less likely a household is going to be severely cost burdened or non-severely cost burdened.

The other housing problems included in Table 7, Households with Housing Problems, are less common. Overcrowding affects 5% of Texas households at or under 100% AMI, and severe overcrowding affects 2%. Substandard housing is the least common housing problem with only 1.5% of all households at or under 100% experiencing this problem.

Analyzing Table 7, Households with Housing Problems, shows that many homeowner income categories have higher percentages of severe cost burden than renter income categories, but this trend is not consistent for non-severe cost burden. In three out of four income categories (>30-50%, >50-80%, and >80-100% AMI), homeowners experience severe cost burden from 3 to 15 percentage points higher than renters. Renters in the 0-30% AMI category experience a 19% higher rate of severe cost burden than homeowners. However, in the >30-50% income category, renters experience non-severe cost burden from 15% higher than homeowners. In two income categories (0-30% AMI and >50-80% AMI), homeowners experience non-severe cost burden from 0-3% higher than renters. Homeowners in the 80-100% income category experience a non-severe cost burden 10% greater than renters.

While homeowners sometimes had higher percentages of severe cost burden and non-severe cost burden, extremely low-income (ELI) renters (0-30%) have the highest percentage increase in non-severe to severe cost burden than all other renters and homeowners, a 57% increase, seen in Table 3. This 57% difference demonstrates that ELI renters experience a much more intense increase in cost burden than all other renters and homeowners.

For the other housing problems, renters (>0-30%, >30-50%) experience a higher percentage of severe overcrowding (37% and 28% respectively) and overcrowding (33% and 30%), than homeowners in the same income categories (21% and 25% severe respectively and 18% and 24% non-severe overcrowding). While moderate income (>50-80%, >80-100%) Homeowner households experience higher rates of severe overcrowding (37% and 17%) and overcrowding (39% and 20%) than renter households in the same income categories (23% and 11% severe overcrowding respectively, and 27% and 10% for non-severe overcrowding). The rates of substandard housing was nearly identical for Renters and Homeowners of all income categories, with ELI Renters and Homeowners (>0-30%) having the highest rates of substandard housing at 40% and 39% respectively.

### **Are any populations/household types more affected than others by these problems?**

Housing problems fall hardest on households with 0-30% AMI. When analyzing Table 7, Housing Problems, and Table 8, Housing Problems 2, 51% of renter households and 26% of homeowner households that have one or more of the four housing problems are in the 0-30% AMI category. Higher income results in a lower rate of housing problems for households that experience one of the four housing problems. 44.6% of renters in >30-50% AMI and 24.8% of homeowners in >30-50% AMI have a housing problem; 23.2% of renters in >50-80% AMI and 20.9% of homeowners in >50-80% AMI have a housing problem; and just 9.2% of renters in >80-100% AMI and 14.8% of homeowners in >80-100% AMI have a housing problem. The difference between renters and owners flip-flopped at >80-100% AMI: a greater percentage of homeowners have housing problems than renters. Cost burden and overcrowding

caused the switch, this may be a result of homeowners taking on higher costs and having more household members living together to in order to enter the housing market, as seen in Table 9.

Table 9, Cost Burden >30%, shows that cost burden is higher in the 0-30% AMI category for renters, but significantly lower in the >50-80% AMI category for renters compared to Homeowners, with one exception. Meanwhile in the >30-50% AMI category Renters and Homeowners experience similar rates of cost burden based on household type. Of renters with cost burden in the 0-30% AMI category, approximately 39% are small-related households, 11% are large related households, 15% are elderly households, and 33.5% are other types of households. Of renters with cost burden with incomes from 0-80% AMI, 41% are small-related households, 10% are large related households, 15% are elderly households, and 34% are other types of households. Small-related households make up the biggest proportion of renters with cost burden.

For owners, cost burden is concentrated in the >50-80% AMI category except for elderly households, which is concentrated in 0-30% AMI. With 41% of homeowners in the Elderly and Other household types with cost burden coming from the 0-30% AMI category. Of owners with cost burden, with incomes from 0-80% AMI, 37% are small-related households, 14% are large related households, 35% are elderly households, and 15% are other types of households. The biggest percentage of owners with cost burden in 0-80% AMI is small households, followed by elderly households.

Analyzing Table 10, severe cost burden is concentrated in the 0-30% AMI category for renters. Of renters with severe cost burden, approximately 73% of small-related households, 79% of large related households, and 71% of other types of households have incomes at the 0-30% AMI category. Of renters with severe cost burden at 0-80% AMI, 39% are small-related households, 9% are large related households, 16% are elderly households, and 36% are other types of families. For owners, severe cost burden is again concentrated in the 0-30% AMI category, but to a lesser extent than for renters. Approximately 54% of homeowners with cost burden have incomes in the 0-30% AMI category, across all household types. Of owners with severe cost burden and 0-80% AMI, 35% are small-related families, 11% are large related households, 35% are elderly households, and 18% are other types of households. Small-Related households have the largest gap between renters and owners, with renters with severe cost burden 25% higher than their Homeowner counterparts do. The largest populations with severe cost burden at 0-80% AMI are small-related and elderly households, both at 35%.

Like previous trends, the rate of overcrowding lowered dramatically in the >80-100% AMI category, as seen in table 11, dropping between 6 and 20% compared to the rates of overcrowding in the other income levels for renters, and dropping between 5 and 9% lower than the rates of overcrowding for owners.

**Describe the characteristics and needs of Low-income individuals and families with children (especially extremely low-income) who are currently housed but are at imminent risk of either residing in shelters or becoming unsheltered 91.205(c)/91.305(c)). Also discuss the**

## **needs of formerly homeless families and individuals who are receiving rapid re-housing assistance and are nearing the termination of that assistance**

24 CFR §91.5(1) states that an individual or family who is at risk of homelessness has income below 30% area median family income, do not have sufficient resources or support networks, and have experienced housing instability (e.g., due to economic hardship, the individual or family has moved two or more times within the previous 60 days, is living in the home of another household, lives at a motel or hotel, etc).

Individuals or families with extremely low incomes (30% or below area median income) are often service sector workers, including those who earn minimum wage. Of all low-income workers in the United States, the average age is 35 years old. Twenty-five percent of low-income workers have children (National Low Income Housing Coalition, 2014, p 6).

Vulnerability factors for homelessness include difficulty obtaining a well-paying job due to factors such as low educational attainment, which in turn often result in low savings levels. Individuals or families at risk of homelessness are also often straining the willingness of their social networks to provide housing supports over an extended period, such as living with family or friends over an extended period. It is recognized that domestic violence is one of the main factors of homelessness or being at-risk of homelessness for families. Texas Council on Family Violence provided consultation noting that “90% of survivors accessing family violence services experienced homelessness as a result of fleeing an abusive relationship at least once”.

A report by the U.S. Interagency Council on Homelessness notes that “many families experiencing homelessness are made up of a young mother with one or two children under age six” (USICH, 2018). Helping these populations includes both service assistance for the parent or guardian and the children, as well as homeless prevention assistance, such as short-term rental assistance, deposits, etc. For families that are homeless as a result of domestic violence, one study found that the main priority of domestic violence victims entering shelters was “finding housing I can afford” (85%), followed by “safety for myself” (80%) (National Network to End Domestic Violence, 2014). For this population, providing homelessness prevention with an emphasis on safety would be a priority.

Formerly homeless individuals and families may double up (multiple families or individuals living in the same household) after they leave shelter, living with family or friends out of economic necessity. While these arrangements may be supportive, they can also be stressful because of the lack of privacy, permanence, and autonomy, and may result in overcrowding, conflict, exploitation, and frequent moves. Families who had doubled up before entering shelter are more likely than other families to double up again, and families that have experienced multiple episodes of sheltered homelessness are more likely than other families to return to emergency shelters (USICH, 2018). Therefore, needs for these populations include ongoing affordable housing assistance, employment support services, and other coordinated health and human service supports.

**If a jurisdiction provides estimates of the at-risk population(s), it should also include a description of the operational definition of the at-risk group and the methodology used to generate the estimates:**

The state does not have established estimates of the number of persons or households in the various at-risk populations.

**Specify particular housing characteristics that have been linked with instability and an increased risk of homelessness**

Housing characteristics that have been linked with instability “encompass a number of challenges, such as having trouble paying rent, overcrowding, moving frequently, staying with relatives, or spending the bulk of household income on housing. These experiences may negatively affect physical health and make it harder to access health care” (Office of Disease Prevention and Health Promotion, 2019).

According to the National Low Income Housing Coalition, ‘the current national shortage of seven million affordable and available homes for renters with extremely low incomes means that only 37 such homes exist for every 100 extremely low-income renter households. As a result, 71% of extremely low-income renters are severely housing cost-burdened, spending more than half of their limited incomes on housing costs, which forces them to cut-back on other basic necessities like adequate food, healthcare and transportation and also puts them at risk of housing instability’ (National Low Income Housing Coalition, 2019).

Domestic violence contributes to homelessness. When a person decides to leave an abusive relationship, they often have nowhere to go. This is particularly true of women with few resources. Lack of affordable housing and long waiting lists for assisted housing mean that many women and their children are forced to choose between abuse at home and life on the streets. Approximately 63% of homeless women have experienced domestic violence by an intimate partner in their adult lives (National Network to End Domestic Violence, 2014). Statistics released by the 2019 National Census of Domestic Violence Services show that Texas emergency shelters or transitional housing provided by local domestic violence programs served 6,437 victims of domestic violence in one day. On this day, 1,417 Texas survivor’s request for services went unmet, 1,096 of which were for housing and emergency shelter (2019).

Finally, it can be difficult for people who have been in institutions, such as nursing homes or Intermediate Care Facilities for Individuals with Intellectual Disabilities, to transition back to the community. First, persons exiting institutions face many more choices outside the institution than they did in the institution. Without pre-transition services, persons exiting institutions could experience relapse events triggering substance abuse or a psychiatric crisis (Stoner and Gold, 2012). The Housing and Health Services Coordination Council (HHSCC) 2014-2015 Biennial Plan states that "Of all the barriers that nursing home residents encounter in returning to the community, lack of housing is the most common and difficult to address" (HHSCC, 2014). If persons who are trying to exit institutions do

not have the necessary supports, these persons may not be able to move out of the institution or may have housing instability if they attempt to leave the institution.

## **Discussion**

While the trends within Texas help to shape housing policy, it is also helpful to compare Texas to the nation to see where Texas' needs are unique. Texas has a greater percentage of households with people under 18 and a lesser proportion of households with persons over 65 than the US as a whole. Households with people under 18 make up 37.4% of Texas, compared to 31.7% for the nation. Households with persons over 65 made up 23.7% percent of the Texas population, while this population made up 28.1% of the population for the nation (2013-2017 American Community Survey, Table DP02). Texans may have more of a need for family housing than the rest of the nation. Indeed, the analysis above shows that small-related families made up the highest percentages of households with housing problems.

Texas has a slightly lower percent of the civilian, non-institutionalized population with disabilities than the rest of the nation. Texas had 11.6% and the nation had 12.6% (2013-2017 American Community Survey Table DP02).

The poverty rate for Texas was 16%, which was the 11th highest rate in the country (2013-2017 American Community Survey Table S1701). The high rates of poverty along the Texas-Mexico border in El Paso County and the Counties that make up the Rio Grande Valley (as high as 35.6%) , significantly contribute to this high rate statewide.

The analysis in this section shows overwhelmingly that cost burden is the most prevalent housing problem, especially for the lower-income persons. The analysis above also shows that different household types have different needs. For example, single-person and some two-person households may be best suited to efficiencies and one-bedroom apartments for space and cost reasons, however there is insufficient affordable supply of these units. The needs of people with disabilities, people experiencing or at risk of experiencing homelessness, and victims of domestic violence will also be discussed as special needs populations in Needs Assessment Section 30.

## NA-15 Disproportionately Greater Need: Housing Problems - 91.305 (b)(2)

Assess the need of any racial or ethnic group that has disproportionately greater need in comparison to the needs of that category of need as a whole.

### Introduction

By using the American Community Survey data from 2013-2017, it is possible to analyze population trends compared to the nation as a whole and its implication for housing need.

- Texas had approximately 27,419,612 people, which was about 8.5% of the US population (Table S0101).
- Texas mirrors the US closely in terms of the racial composition population. Texas has 74% of its population as White Alone and the US has 73%. The percentage differences in population between Texas and the US vary less than 1 percentage point for the categories of Black or African American Alone, American Indian or Alaskan Native Alone, Asian Alone, Native Hawaiian, and Other Pacific Island Alone, Some Other Race Alone, and Two or More Races (Table B02001).
- The percentage of Hispanics is 21 percentage points higher in Texas than the U.S.; Texas has 39% of its people identify as Hispanic, while the U.S. had 18% (Table B03002).

Expected housing demand is linked to the demographic makeup of Texas. The current racial and ethnic makeup is significant because of substantial differences in income levels of different races and ethnicities. According to the 2013-2017 American Community Survey, the number of people in poverty varies dramatically by race and ethnicity. In Texas, the White (non-Hispanic) population has a poverty rate of 9%; the Black or African American population has a poverty rate of 21%; the Hispanic population has a poverty rate of 23%; and the Asian population has a poverty rate of 11% (Table 17001). Lower incomes often lead to greater housing challenges.

The tables below from the Comprehensive Housing Affordability Strategy data expand on the correlation between race and housing need.

### 0%-30% of Area Median Income

Housing Problems	Has one or more of four housing problems	Has none of the four housing problems	Household has no/negative income, but none of the other housing problems
Jurisdiction as a whole	944,225	161,480	127,115
White	312,150	56,455	51,960
Black / African American	191,065	29,090	24,875
Asian	29,560	3,555	8,755
American Indian, Alaska Native	2,750	510	300

Housing Problems	Has one or more of four housing problems	Has none of the four housing problems	Household has no/negative income, but none of the other housing problems
Pacific Islander	485	25	60
Hispanic	393,170	69,735	39,285
0	0	0	0

**Table 19 - Disproportionally Greater Need 0 - 30% AMI**

Alternate Data Source Name:  
2012-2016 CHAS

Table shows the number of Households at 0%-30% of AMI that have at least one housing problem or none of the housing problems.

Data Source Comments:

\*The four housing problems are:

1. Lacks complete kitchen facilities,
2. Lacks complete plumbing facilities,
3. More than one person per room,
4. Cost Burden greater than 30%

### 30%-50% of Area Median Income

Housing Problems	Has one or more of four housing problems	Has none of the four housing problems	Household has no/negative income, but none of the other housing problems
Jurisdiction as a whole	797,420	350,635	0
White	285,300	146,860	0
Black / African American	128,995	43,255	0
Asian	24,530	7,380	0
American Indian, Alaska Native	1,645	1,160	0
Pacific Islander	525	110	0
Hispanic	344,805	148,690	0
0	0	0	0

**Table 20 - Disproportionally Greater Need 30 - 50% AMI**

Alternate Data Source Name:  
2012-2016 CHAS

Table shows the number of Households at 30%-50% of AMI that have at least one housing problem or none of the housing problems.

Data Source Comments:

\*The four housing problems are:

1. Lacks complete kitchen facilities,
2. Lacks complete plumbing facilities,
3. More than one person per room,
4. Cost Burden greater than 30%



### 50%-80% of Area Median Income

Housing Problems	Has one or more of four housing problems	Has none of the four housing problems	Household has no/negative income, but none of the other housing problems
Jurisdiction as a whole	700,090	882,715	0
White	303,600	393,335	0
Black / African American	103,400	115,215	0
Asian	25,285	21,820	0
American Indian, Alaska Native	1,545	2,325	0
Pacific Islander	715	400	0
Hispanic	254,300	339,830	0
0	0	0	0

**Table 21 - Disproportionally Greater Need 50 - 80% AMI**

Alternate Data Source Name:  
2012-2016 CHAS

Data Source Comments: Table shows the number of Households at 50%-80% of AMI that have at least one housing problem or none of the housing problems.

\*The four housing problems are:

1. Lacks complete kitchen facilities,
2. Lacks complete plumbing facilities,
3. More than one person per room,
4. Cost Burden greater than 30%

### 80%-100% of Area Median Income

Housing Problems	Has one or more of four housing problems	Has none of the four housing problems	Household has no/negative income, but none of the other housing problems
Jurisdiction as a whole	219,230	690,205	0
White	107,785	339,225	0
Black / African American	27,815	86,580	0
Asian	9,265	20,090	0
American Indian, Alaska Native	610	2,015	0
Pacific Islander	215	475	0
Hispanic	70,135	232,860	0
0	0	0	0

**Table 22 - Disproportionally Greater Need 80 - 100% AMI**

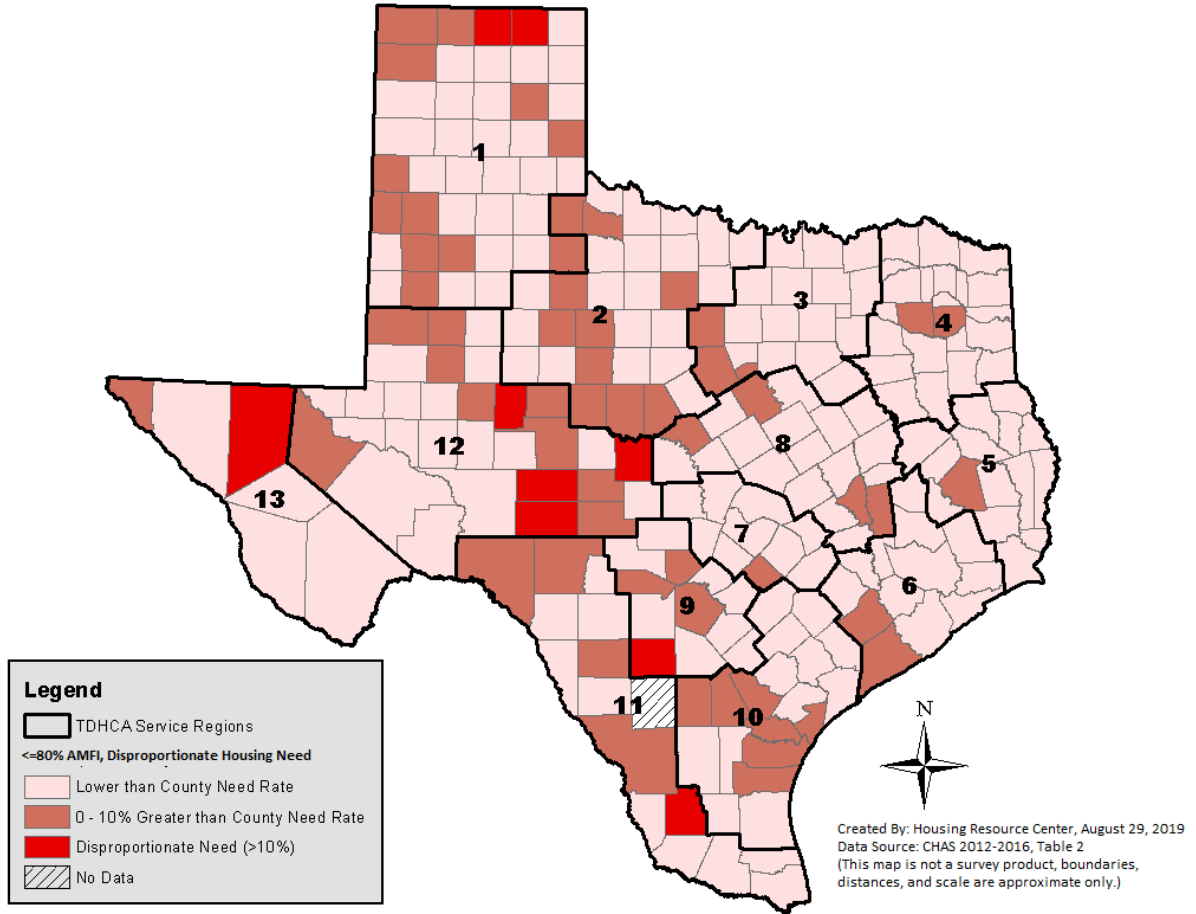
Alternate Data Source Name:  
2012-2016 CHAS

Data Source Comments: Table shows the number of Households at 80%-100% of AMI that have at least one housing problem or none of the housing problems.

\*The four housing problems are:

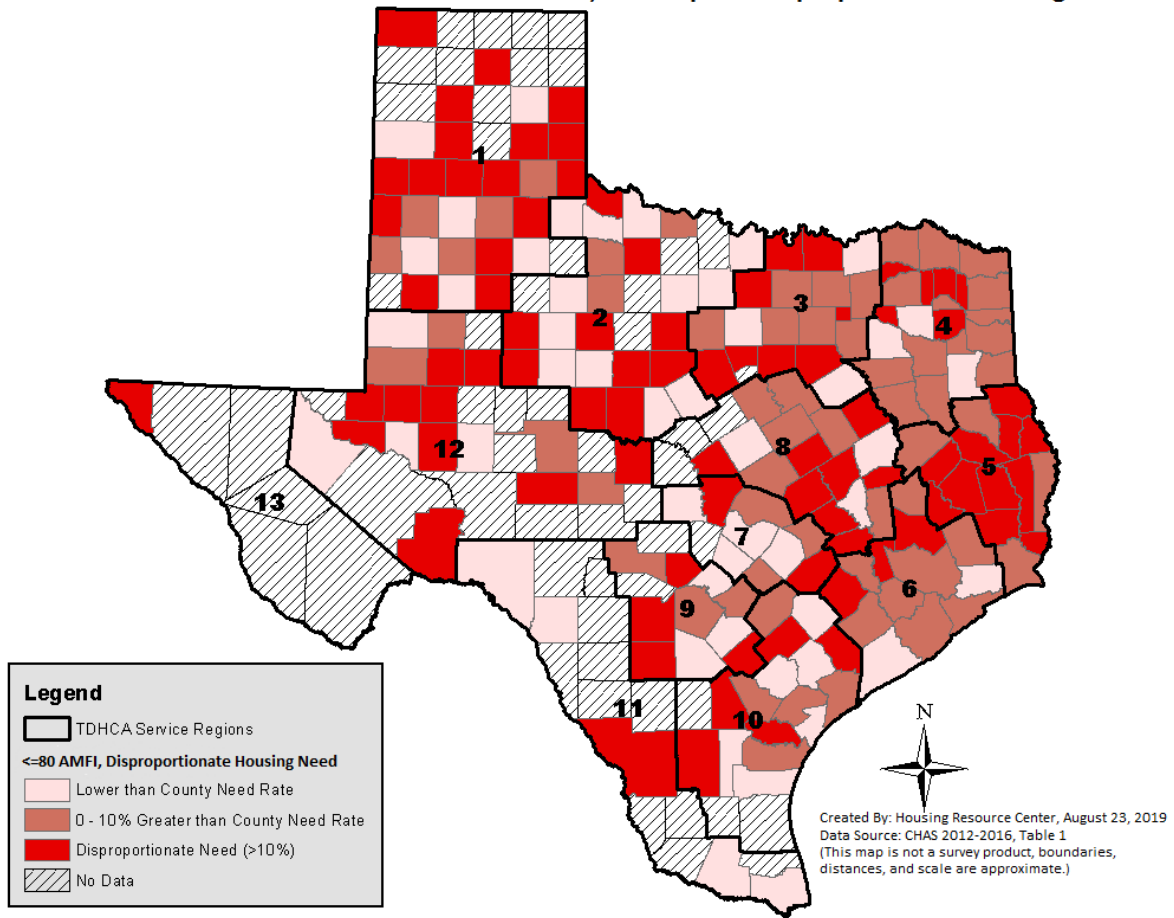
1. Lacks complete kitchen facilities,
2. Lacks complete plumbing facilities,
3. More than one person per room,
4. Cost Burden greater than 30%

### Needs Assessment 15: White, Not Hispanic Disproportionate Housing Need



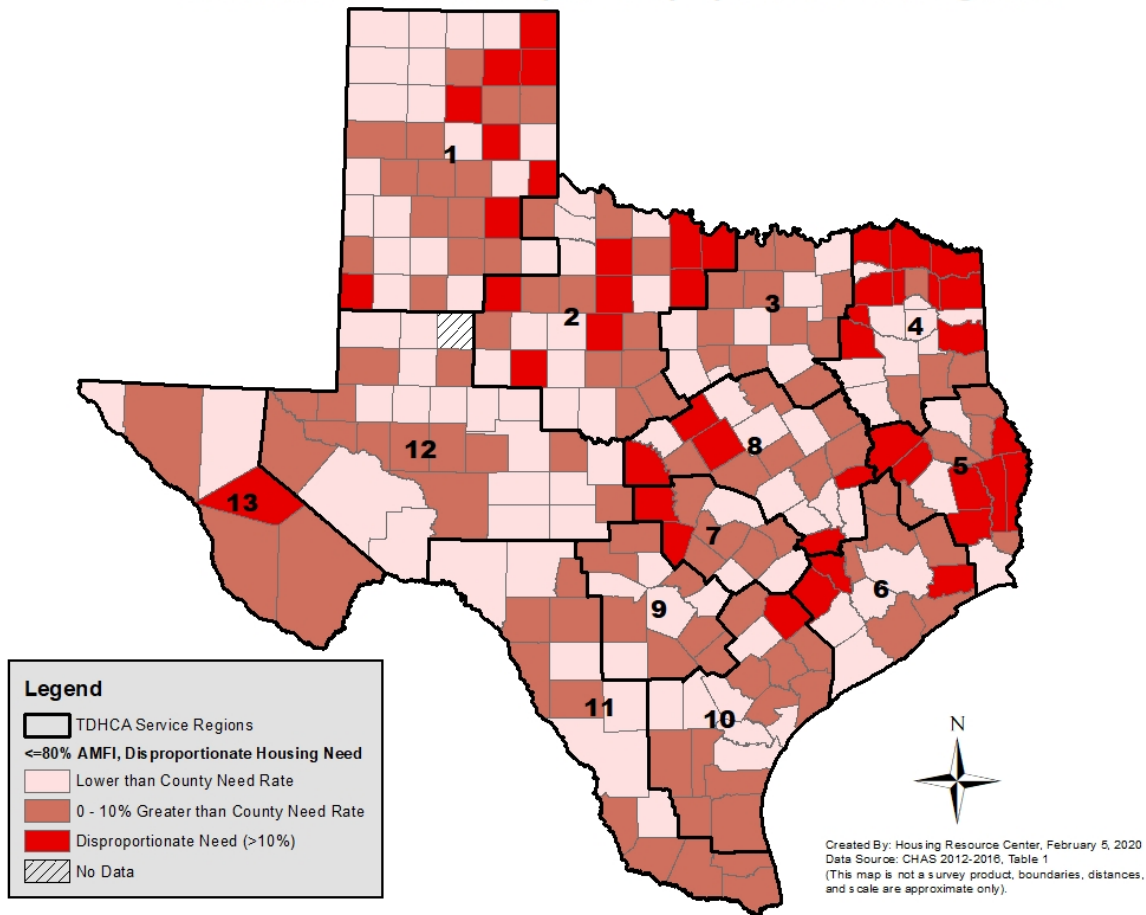
Map 1a

**Needs Assessment 15: Black or African-American, Not Hispanic Disproportionate Housing Need**



**Map 1b**

## Needs Assessment 15: Hispanic Disproportionate Housing Need



**Map 1c**

### Discussion

HUD’s eCon Planning Suite Guide defines disproportionate impact as one race having a greater than 10% difference from the state. The White, Black/African American, American Indian/Alaskan Native, and Hispanic populations have no disproportionate need compared to the State. The Asian and Pacific Islander populations show disproportionate need. When mapping the data, certain counties show disproportionate housing need even though the need at the state level is not disproportionate. If the statewide race/ethnicity population with 0-80% AMI was less than 150,000, no map was made.

The White population had the lowest or second lowest percentage of housing problems. The White population is the largest population, and the White population with housing problems range from 0% to 3% lower than the state. The map called “White Disproportionate Housing Need” shows disproportionate need of the White population along the Upper Rio Grande and West Texas regions in a comparison of County to State data. This could be because these regions have high poverty rates (see Needs Assessment Section 30 for a discussion of the Texas-Mexico border) making housing problems more common. Because the White population is not the majority race/ethnicity in that region, it is more

possible that Whites will experience a disproportionate need, since the denominator for the total population does not consist mainly of the White population.

The Black/African American population ranges from 0% to 6% different than the State. Similarly, the American Indian/Alaska Native population ranges from -4% to 10% different. These percentages do not show disproportionate housing problems. The map called “Black/African American Disproportionate Housing Need” shows that there is a range of counties with disproportionate need for Black/African American compared to the State, with many in the North and East Texas Regions.

The Asian population has the highest percentage with housing problems in the 80-100% AMI category: 32% of Asian households in this income category have problems compared to the state at 24%. The percentage of the Asian population with housing problems is also 10% higher in the >50-80% AMI category, and 8% higher in the 30%-50% AMI category for the state..

The Pacific Islander population has the greatest difference with the state as a whole. The Pacific Islander population has the highest percentage of population with housing problems in all AMI categories other than 80-100%. In the 0-30% AMI category, 85% of Pacific Islander households have problems compared to 77% of the state, in the 30-50% AMI category, 83% of households have problems compared to 69% of the state. In the >50-80% AMI category, 64% of Pacific Islander households have problems compared to 44% of the state. In the >80-100% AMI category, Pacific Islanders are 7% higher, at 31% compared to the state at 24%.

In all income categories, the Hispanic population has a range of 1 percentage point lower to 1 percentage point higher than the state as a whole. Notably, Hispanics are the largest ethnic group in the 0-30% AMI and >30%-50% AMI categories. However, when combining all households for the 0-100% AMI category, there are 53,575 more Hispanic households than White households. The high denominator in the 0-50% AMI categories may have reduced disproportionate impacts, since Hispanics are the majority. The map called “Hispanic Disproportionate Housing Need” shows that there are a range of counties with disproportionate need for Hispanics compared to the State, with many in the High Plains and Upper East Texas regions.

## NA-20 Disproportionately Greater Need: Severe Housing Problems – 91.305(b)(2)

Assess the need of any racial or ethnic group that has disproportionately greater need in comparison to the needs of that category of need as a whole.

### Introduction

There are almost one-half as many households with severe housing problems than households with non-severe housing problems, at 1,494,610 compared to 2,660,965 respectively. With these smaller numbers, there are also significantly fewer instances of disproportionate severe housing need than disproportionate non-severe housing need. However, similar trends found in the non-severe housing problems section (Needs Assessment 15), are found in this section with the severe housing problems.

Please note that, while there may be disproportionate impact for the Asian and Pacific Islander populations using HUD’s recommendation of 10% difference with the state, this measurement may not be statistically significant

### 0%-30% of Area Median Income

Severe Housing Problems*	Has one or more of four housing problems	Has none of the four housing problems	Household has no/negative income, but none of the other housing problems
Jurisdiction as a whole	794,075	311,630	127,115
White	265,530	103,080	51,960
Black / African American	264,035	59,195	24,875
Asian	26,250	6,870	8,755
American Indian, Alaska Native	2,225	1,035	300
Pacific Islander	450	60	60
Hispanic	325,420	137,490	399,285
0	0	0	0

**Table 23 – Severe Housing Problems 0 - 30% AMI**

**Alternate Data Source Name:**  
2012-2016 CHAS

**Data Source Comments:** Table shows the number of Households at 0%-30% of AMI that have at least one housing problem or none of the housing problems.

\*The four severe housing problems are:

1. Lacks complete kitchen facilities,
2. Lacks complete plumbing facilities,
3. More than 1.5 persons per room,
4. Cost Burden over 50%

**30%-50% of Area Median Income**

<b>Severe Housing Problems*</b>	<b>Has one or more of four housing problems</b>	<b>Has none of the four housing problems</b>	<b>Household has no/negative income, but none of the other housing problems</b>
Jurisdiction as a whole	397,785	750,265	0
White	143,175	288,990	0
Black / African American	60,525	111,725	0
Asian	13,695	18,210	0
American Indian, Alaska Native	880	1,920	0
Pacific Islander	300	340	0
Hispanic	172,975	320,525	0
Other	0	0	0

**Table 24 – Severe Housing Problems 30 - 50% AMI**

**Alternate Data Source Name:**  
2012-2016 CHAS

**Data Source Comments:** Table shows the number of Households at 30%-50% of AMI that have at least one housing problem or none of the housing problems.

\*The four severe housing problems are:

1. Lacks complete kitchen facilities, 2. Lacks complete plumbing facilities, 3. More than 1.5 persons per room, 4. Cost Burden over 50%

**50%-80% of Area Median Income**

<b>Severe Housing Problems*</b>	<b>Has one or more of four housing problems</b>	<b>Has none of the four housing problems</b>	<b>Household has no/negative income, but none of the other housing problems</b>
Jurisdiction as a whole	229,235	1,353,570	0
White	88,035	608,900	0
Black / African American	24,625	193,990	0
Asian	10,430	36,685	0
American Indian, Alaska Native	525	3,350	0
Pacific Islander	330	785	0
Hispanic	102,440	491,695	0
Other	0	0	0

**Table 25 – Severe Housing Problems 50 - 80% AMI**

**Alternate Data Source Name:**  
2012-2016 CHAS

**Data Source Comments:** Table shows the number of Households at 50%-80% of AMI that have at least one housing problem or none of the housing problems.

\*The four severe housing problems are:

1. Lacks complete kitchen facilities, 2. Lacks complete plumbing facilities, 3. More than 1.5 persons per room, 4. Cost Burden over 50%

**80%-100% of Area Median Income**

<b>Severe Housing Problems*</b>	<b>Has one or more of four housing problems</b>	<b>Has none of the four housing problems</b>	<b>Household has no/negative income, but none of the other housing problems</b>
Jurisdiction as a whole	73,515	835,915	0
White	26,100	420,915	0
Black / African American	6,655	107,740	0
Asian	3,610	25,740	0
American Indian, Alaska Native	265	2,365	0
Pacific Islander	29	660	0
Hispanic	36,265	266,730	0
Other	0	0	0

**Table 26 – Severe Housing Problems 80 - 100% AMI**

**Alternate Data Source Name:**  
2012-2016 CHAS

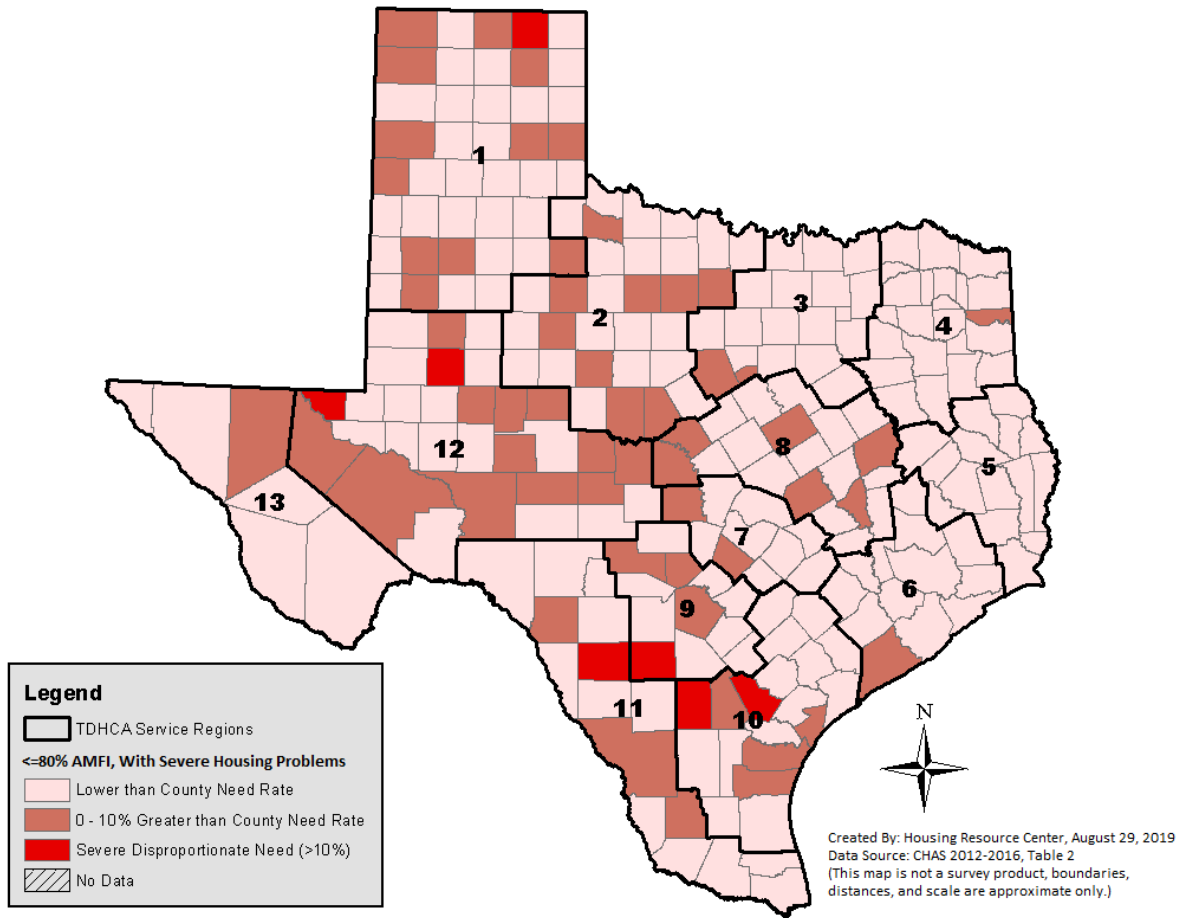
**Data Source Comments:** Table shows the number of Households at 80%-100% of AMI that have at least one housing problem or none of the housing problems.

\*The four severe housing problems are:

1. Lacks complete kitchen facilities, 2. Lacks complete plumbing facilities, 3. More than 1.5 persons per room, 4. Cost Burden over 50%

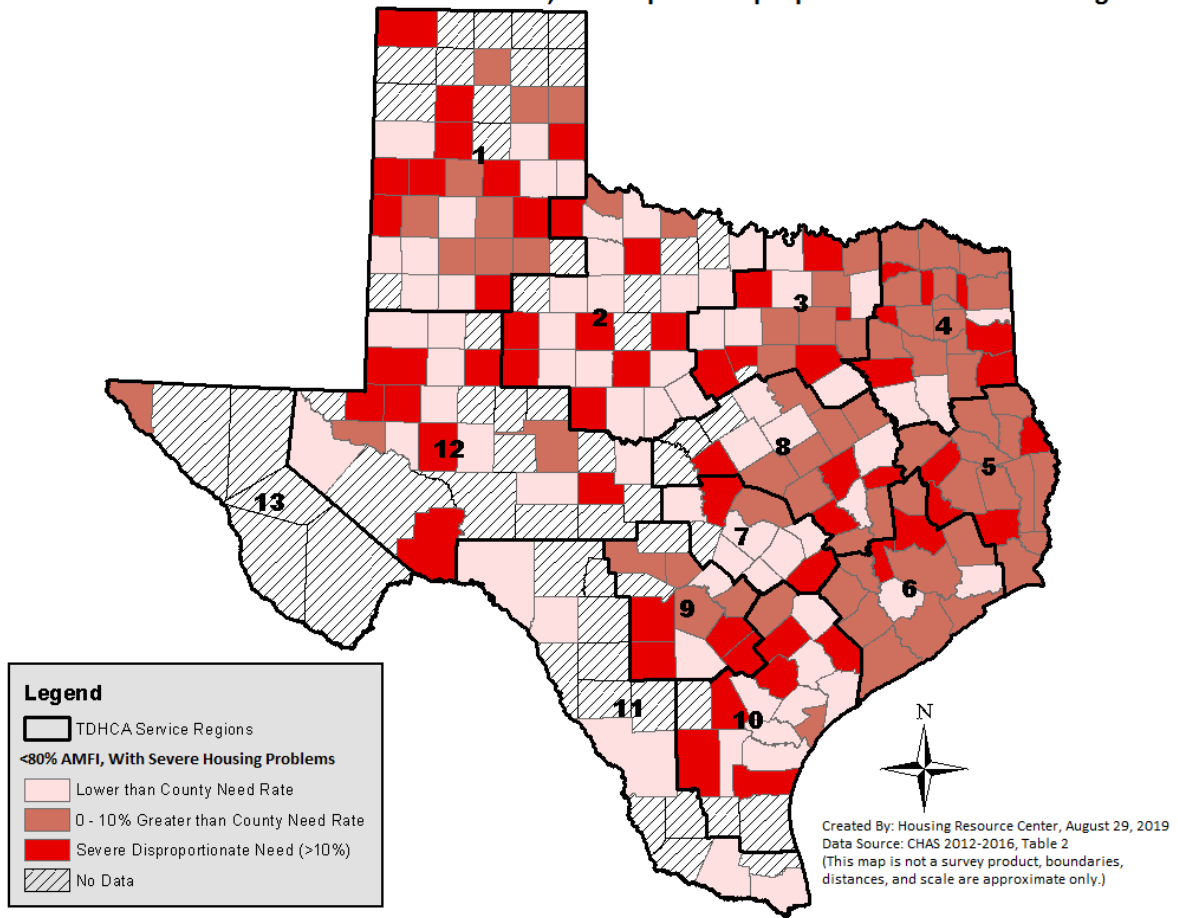


**Needs Assessment 20: White, Not Hispanic Disproportionate Severe Housing Need**



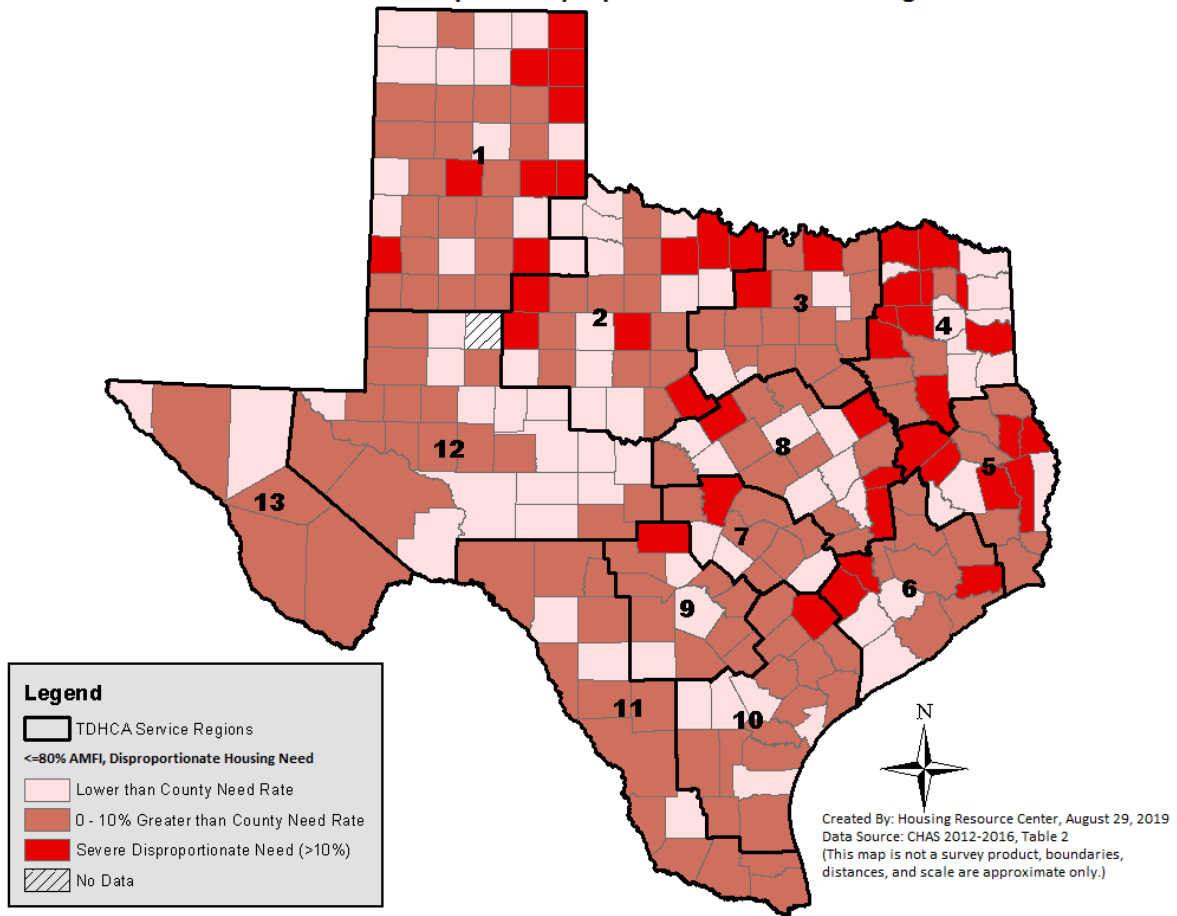
**Map 2a**

**Needs Assessment 20: Black or African-American, Not Hispanic Disproportionate Severe Housing Need**



**Map 2b**

## Needs Assessment 20: Hispanic Disproportionate Severe Housing Need



**Map 2c**

### Discussion

Similar to the distribution seen among those with non-severe housing problems, the White population with severe housing problems comprises the lowest or second lowest percentage of households. Like the non-severe housing problems, the American Indian/Alaska Native population has one of the lowest percentage with severe housing problems in the >30-50% AMI category, at 31% compared to 33% of the White population in that income category and 35% for the state. When mapping the data, certain counties showed disproportionate severe housing need even though the need at the state level is not disproportionate. If the statewide race/ethnicity population with 0-80% AMI is less than 150,000 in number, no map was made.

Consistent with non-severe housing problems, the map called “White Disproportionate Severe Housing Need” shows that counties with a disproportionate need of the White population with severe housing need are in the Upper Rio Grande, South Texas Border or Coastal Bend regions. Again, just as the Needs Assessment Section 30 states, the border region has high rates of poverty, is majority Hispanic, and has a disproportionate need for White households as compared to the rest of the State.

Even though the Black/African American population does not have disproportionate need compared to the state as a whole, the map called “Black/African American Disproportionate Severe Housing Need” shows that several counties have disproportionate severe need for this population in every region except the Upper Rio Grande. Most counties showing disproportionate need for Black/African American households were in the High Plains and Northwest Texas regions.

Similarly, though the Hispanic population does not have disproportionate need compared to the state as a whole, the map called “Hispanic Disproportionate Severe Housing Need” shows many counties with disproportionate need, with a concentration in the High Plains, Central Texas, and Upper East Texas regions.

As is the case with non-severe housing problems, Pacific Islanders have the highest percentages of severe housing problems in most of the income categories: at 16% higher in the 0-30% AMI category, 12% higher in the >30-50% AMI category, and 16% higher in the >50-80% category. The 80-100% AMI category does not follow the trend, since Pacific Islanders had a 4% lower percentage of households with severe household problems than the state as a whole. When considering these figures, the percentages may be higher for Pacific Islanders because of the small number of Pacific Islanders in the sample. Pacific Islanders range from .04%-.14% of the total state within each income level.

## NA-25 Disproportionately Greater Need: Housing Cost Burdens – 91.305 (b)(2)

Assess the need of any racial or ethnic group that has disproportionately greater need in comparison to the needs of that category of need as a whole.

### Introduction

As discussed in Needs Assessment Section 10, the most common housing problem is cost burden. The table below shows cost burden and severe cost burden by race.

### Housing Cost Burden

Housing Cost Burden	<=30%	30-50%	>50%	No / negative income (not computed)
Jurisdiction as a whole	6,501,790	1,463,010	1,187,670	137,100
White	3,617,445	633,210	482,865	54,290
Black / African American	661,415	227,555	222,795	26,465
Asian	262,230	51,065	44,695	9,275
American Indian, Alaska Native	18,235	3,340	3,185	320
Pacific Islander	3,565	1,015	860	60
Hispanic	1,859,195	524,780	412,730	44,625

**Table 27 – Greater Need: Housing Cost Burdens AMI**

Alternate Data Source Name:  
2012-2016 CHAS

### Discussion

There are no instances of disproportionate cost burden by race/ethnicity. No maps were made since no disproportionate impact was found. Statewide 70% of households pay between 0 and 30% of their income on rent, meaning they are not cost burdened. The White population has the highest percentage of households that are not cost burdened. The Black/African American population has the lowest percentage of households that pay between 0 and 30% of their income on housing at 58%, meaning they have the greatest cost burden.

The percentages of households with cost burden greater than 30% but less than 50% all have less than a 10% difference with the state as a whole, which is 16%. The White population has the lowest percentage with cost burden (14%), and the Black/African American and Hispanic Population both have the highest percentage (21%).

Following the trend of cost burden, the percentages of households in all race/ethnicities with severe cost burden greater than 50% all have less than a 10% difference than the state as a whole, which is 13%. The White population has the lowest percentage with severe cost burden (10%) and the Black/African American population has the highest percentage at 20%.

## **NA-30 Disproportionately Greater Need: Discussion – 91.305 (b)(2)**

### **Are there any income categories in which a racial or ethnic group has disproportionately greater need than the needs of that income category as a whole?**

The Needs Assessment Sections 15 and 20 showed that the Asian and Pacific Island populations had a disproportionately greater need than other populations. The Asian population had a disproportionate need at 8-10% higher than the state as a whole with housing problems in the 30-100% AMI categories. Pacific Islanders were the most dramatically disproportionate with 8-20% of the population with housing problems higher than the state as a whole. For severe housing problems, the Asian population again had disproportionate need at 4-8% higher than the state. Similarly, Pacific Islanders had a disproportionate need from 8 to 20% higher than the state at 0-80% income range.

When examining cost burden separate from overcrowding or substandard housing in the Needs Assessment Section 25, the disproportionate impact did not affect any race/ethnic category. Since cost burden is the most common housing problem, the disproportionate housing need found in Needs Assessment Sections 15 and 20 is most likely overcrowding and substandard housing.

It should be noted that disproportionate need varies by area measured. When considering the entire state, the Hispanic population does not have any disproportionate need. However, when considering each county, the Hispanic population has disproportionate need in several counties, as shown in the maps in Needs Assessment Section 15 and 20. While the state for this Consolidated Plan is the state as a whole, sometimes-smaller levels of analysis are needed. For example, the State's 2019 AI uses concentrations of minorities by census tract. Smaller areas mean working with smaller numbers, which can result in larger differences, since the denominator in the percentage calculation is smaller.

### **If they have needs not identified above, what are those needs?**

Poverty along the Texas-Mexico border can be particularly acute. Starr, Willacy, Cameron, and Hidalgo counties, for example, have poverty rates ranging from 31.2% to 35.6% according to the 2013-2017 American Community Survey Table (S1703). This is roughly twice as high as the 16% of people in poverty for the state as a whole during the same period. This level of poverty over time has led these counties and many additional counties along the Texas-Mexico border to be labeled Persistent Poverty counties by the U.S. Treasury Department and other federal agencies. A persistent poverty county is classified as having poverty rates of 20% or more in the previous 3 Census, 1980, 1990, 2000 and 2007-2011 ACS (USDA, 2019). These areas of the state also have high concentrations of Hispanic population.

Poverty along the Texas-Mexico border is especially pronounced and concentrated in "colonias," areas that have a majority population composed of individuals and families of low and very low income. According to Section 2306.581 of the Texas Government Code, "colonia" means a geographic area located in a county some part of which is within 150 miles of the international border of this state,

consists of 11 or more dwellings that are located in close proximity to each other, in an area that may be described as a community or neighborhood and

- has a majority population composed of individuals and families of low and very low income, based on the federal Office of Management and Budget (OMB) poverty index and meets the qualifications of an economically distressed area under Section 17.921, Water Code; or
- has the physical and economic characteristics of a colonia, as determined by the department.

Border colonias are generally located beyond city limits and have reduced infrastructure and poor housing, such as self-built homes on a slab or pier-and-beam or hybrid arrangements in which a trailer melds with a makeshift extension. Since 1995, land under 10 acres to be subdivided into residential lots is required to have water and wastewater infrastructure per the State's model subdivision rules. While post-1995 colonias tend to be larger subdivisions, they share some of the worst housing characteristics common during the 1980s colonias expansion. The housing stock was constructed, in many cases, without floor plans, inspections or construction oversight. As a result, many colonia residents find themselves in dangerous living conditions and require assistance to bring homes up to truly habitable standards. Contracts for deed are a common pathway to land ownership in the colonias, in which buyers often make long-term high-interest payments to a seller for their property. Buyers are in a vulnerable position because they receive title only after all payments are made, and sellers can easily retain all the payments if a buyer defaults. Additionally, titling issues often remain unresolved, which limit residents' ability to access capital for future housing improvements. There are nearly 5,500 recorded contracts for deed in Texas, and another estimated 6,500 unrecorded contracts for deed in colonias of six border counties, [as of 2012]. (Ward, Way and Wood, 2012).

Due to HUD IDIS character limitations additional information is found in the next section.

### **Are any of those racial or ethnic groups located in specific areas or neighborhoods in your community?**

Another obstacle to affordable housing can be difficulty obtaining a clear title for low-income homeowners. The Contract for Deed Prevalence Project contracted by TDHCA found that a key trend for many properties in colonias was that they transferred via intestacy law, leading to a dramatic increase in clouded property titles. Not only was this trend found in colonias, but it was also mirrored in older African-American communities. Properties with multiple owners and legal ownership that does not match the residents' understanding of ownership or the deed records "leads to serious problems with delivery of disaster recovery and other government rebuilding assistance, barring families' ability to ever resell their property, market under-performance and under-valuation, and a host of other issues (Ward, Way and Wood, 2012). Clear titles are often required for homeowners to meet program eligibility requirements and protect the funding agency's investment in affordable housing. Lack of clear title can also complicate the acquisition of easements necessary to provide basic infrastructure improvements to improve the quality of life in underserved areas.

Because Texas is the second most populous state in the nation the racial groups listed in the Needs Assessment Sections 15 and 20 are all within Texas borders. The maps made in Needs Assessment 15 and 20 show where the racial or ethnic groups with a greater than 10% need or severe need are located. Every racial or ethnic group mapped had an area with a 10% greater need than the county as a whole. Even the white population, which is the largest or second largest race in each county, had a higher rate of housing problems in some counties than the county population as a whole. These counties were concentrated near the Texas-Mexico border.

When it comes to colonias, there are an estimated 369,482 people in 1,854 colonias, in the six Counties with the most colonias, along Texas' 1,248-mile border with Mexico, according to a 2014 Texas Secretary of State Report (Texas Secretary of State, 2014).



## NA-35 Public Housing – (Optional)

### Introduction

TDHCA serves as a Public Housing Authority (PHA). As such, TDHCA receives funding capacity to issue up to approximately 840 Section 8 Housing Choice Vouchers (HCVs).

### Totals in Use

	Program Type								
	Certificate	Mod-Rehab	Public Housing	Vouchers			Special Purpose Voucher		
				Total	Project-based	Tenant-based	Veterans Affairs Supportive Housing	Family Unification Program	Disabled *
# of units vouchers in use	0	0	0	833	0	833	43	0	63

**Table 28 - Public Housing by Program Type**

\*includes Non-Elderly Disabled, Mainstream One-Year, Mainstream Five-year, and Nursing Home Transition

Alternate Data Source Name:  
PIC (PIH Information Center)

### Characteristics of Residents

	Program Type								
	Certificate	Mod-Rehab	Public Housing	Vouchers			Special Purpose Voucher		
				Total	Project-based	Tenant-based	Veterans Affairs Supportive Housing	Family Unification Program	
# Homeless at admission	0	0	0	0	0	0	0	0	
# of Elderly Program Participants (>62)	0	0	0	143	0	143	0	0	
# of Disabled Families	0	0	0	228	0	228	0	0	

	Program Type							
	Certificate	Mod-Rehab	Public Housing	Vouchers			Special Purpose Voucher	
				Total	Project-based	Tenant-based	Veterans Affairs Supportive Housing	Family Unification Program
# of Families requesting accessibility features	0	0	0	833	0	833	0	0
# of HIV/AIDS program participants	0	0	0	0	0	0	0	0
# of DV victims	0	0	0	0	0	0	0	0

**Table 29 – Characteristics of Public Housing Residents by Program Type**

Data Source: PIC (PIH Information Center)

**Race of Residents**

Race	Program Type								
	Certificate	Mod-Rehab	Public Housing	Vouchers			Special Purpose Voucher		
				Total	Project-based	Tenant-based	Veterans Affairs Supportive Housing	Family Unification Program	Disabled *
White	0	0	0	255	0	255	43	0	63
Black/African American	0	0	0	574	0	574	0	0	0
Asian	0	0	0	0	0	0	0	0	0
American Indian/Alaska Native	0	0	0	1	0	1	0	0	0
Pacific Islander	0	0	0	3	0	3	0	0	0
Other	0	0	0	0	0	0	0	0	0

\*includes Non-Elderly Disabled, Mainstream One-Year, Mainstream Five-year, and Nursing Home Transition

**Table 30 – Race of Public Housing Residents by Program Type**

Alternate Data Source Name:  
PIC (PIH Information Center)

## Ethnicity of Residents

Program Type									
Ethnicity	Certificate	Mod-Rehab	Public Housing	Vouchers					
				Total	Project-based	Tenant-based	Special Purpose Voucher		
							Veterans Affairs Supportive Housing	Family Unification Program	Disabled *
Hispanic	0	0	0	108	0	108	7	0	14
Not Hispanic	0	0	0	725	0	725	36	0	49

\*includes Non-Elderly Disabled, Mainstream One-Year, Mainstream Five-year, and Nursing Home Transition

**Table 31 – Ethnicity of Public Housing Residents by Program Type**

Alternate Data Source Name:  
PIC (PIH Information Center)

**Section 504 Needs Assessment: Describe the needs of public housing tenants and applicants on the waiting list for accessible units:**

TDHCA’s PHA Plan does not include Section 8 public housing units. However, in the State as a whole, there are approximately 46,787 units of low-rent public housing in 2019, according to the U.S. Department of Housing and Urban Development's (HUD) Multifamily Assistance and Section 8 Contracts database ([https://www.hud.gov/program\\_offices/housing/mfh/exp/mfhdiscl](https://www.hud.gov/program_offices/housing/mfh/exp/mfhdiscl)). Because there is not a centralized system for accepting applications for public housing assistance and because TDHCA does not accept applications directly from individuals for a majority of its programs, there is no data available on the needs of applicants on waiting lists for accessible units.

**What are the number and type of families on the waiting lists for public housing and section 8 tenant-based rental assistance? Based on the information above, and any other information available to the jurisdiction, what are the most immediate needs of residents of public housing and Housing Choice voucher holders?**

As stated above, there is not a centralized system for accepting applications for all public housing assistance, and there is no data available on the needs of applicants on waiting lists for PHAs. TDHCA does maintain this information for its own Section 8 Program and the waiting list, as of August 2019, is as follows:

Ennis, TX: 119

Waxahachie, TX: 213

Project Access Waiting List (not included in the areas listed above): 103

**How do these needs compare to the housing needs of the population at large**

The needs of Public Housing residents are discussed in Needs Assessment Section 45.

**Discussion:**

The relationship between the State and PHAs in Texas will be explored in Strategic Plan Section 50.

## NA-40 Homeless Needs Assessment – 91.305(c)

### Introduction:

According to HUD’s 2019 Point-in-Time count for Texas, there were approximately 25,848 homeless people in January 2019. This is a 2.1% increase from 2018, but a 26.4% decrease from the 2010 HUD Point-in-Time count for Texas.

One tool which addresses homeless populations in Texas is the Emergency Solutions Grant Program (ESG). ESG’s focus is on assisting people to quickly regain stability in permanent housing after experiencing a housing crisis and/or homelessness and to a greater focus on collaboration and coordination with HUD's designated Continua of Care (CoCs). The ESG program provides funding to: (1) engage homeless individuals and families living on the street; (2) improve the number and quality of emergency shelters for homeless individuals and families; (3) help operate these shelters; (4) provide essential services to shelter residents, (5) rapidly re-house homeless individuals and families, and (6) prevent families and individuals from becoming homeless. TDHCA administers the ESG funds in a manner consistent with the McKinney-Vento Homeless Assistance Act, as amended (42 USC. Sec 11371 et seq.).

### Homeless Needs Assessment

Population	Estimate the # of persons experiencing homelessness on a given night		Estimate the # experiencing homelessness each year	Estimate the # becoming homeless each year	Estimate the # exiting homelessness each year	Estimate the # of days persons experience homelessness
	Unsheltered	Sheltered				
Persons in Households with Adult(s) and Child(ren)	274	5,963	0	0	0	0
Persons in Households with Only Children	31	173	0	0	0	0
Persons in Households with Only Adults	10,917	8,490	0	0	0	0
Chronically Homeless Individuals	1,882	1,629	0	0	0	0
Chronically Homeless Families	20	153	0	0	0	0
Veterans	581	1,225	0	0	0	0
Unaccompanied Child	613	742	0	0	0	0
Persons with HIV	156	161	0	0	0	0

**Table 321 - Homeless Needs Assessment**

**Data Source**  
**Comments:**

PIT estimates based on HUD's 2019 Continuum of Care Homeless Assistance Programs Homeless Populations and Subpopulations for the State of Texas. Annual estimates are covered in narrative section of the report.

Indicate if the homeless population is: Partially Rural Homeless

**Rural Homeless Needs Assessment**

Population	Estimate the # of persons experiencing homelessness on a given night		Estimate the # experiencing homelessness each year	Estimate the # becoming homeless each year	Estimate the # exiting homelessness each year	Estimate the # of days persons experience homelessness
	Unsheltered	Sheltered				
Persons in Households with Adult(s) and Child(ren)	226	1,666	0	0	0	0
Persons in Households with Only Children	23	62	0	0	0	0
Persons in Households with Only Adults	4,407	1,688	0	0	0	0
Chronically Homeless Individuals	428	169	0	0	0	0
Chronically Homeless Families	4	4	0	0	0	0
Veterans	164	160	0	0	0	0
Unaccompanied Youth	330	146	0	0	0	0
Persons with HIV	26	19	0	0	0	0

**Table 332 - Homeless Needs Assessment**

**Data Source:** PIT estimates based on HUD's 2019 Continuum of Care Homeless Assistance Programs Homeless Populations and Subpopulations for the State of Texas. Annual estimates are covered in narrative section of the report.  
**Comments:**

**For persons in rural areas who are homeless or at risk of homelessness, describe the nature and extent of unsheltered and sheltered homelessness with the jurisdiction:**

The Texas Interagency Council for the Homeless *2012 Annual Report and Pathways Home Addendum*, which provides the framework for coordinating state administered programs with Continuum of Care planning to address homelessness in Texas, states that Homelessness is not a static condition. Most individuals experience short episodes of homelessness lasting only a few nights. Some individuals many who face multiple barriers to attaining and retaining housing experience chronic homelessness that lasts more than a year (TICH, 2012). Chronically homeless persons are defined by the McKinney-Vento Homeless Assistance Act, means that, with respect to an individual or family, that individual or family is homeless and has been homeless and living or residing in a place not meant for human habitation, a safe haven, or an emergency shelter continuously for at least 1 year or on at least 4 separate occasions in the last 3 years and has a head of the household with a disability.

Less than 1% of the Texas population can be classified as experiencing homeless (e.g., per 24 CFR § 91.5 lacking a fixed, regular and adequate nighttime residence) or at-risk of homelessness. The definition of at-risk of homelessness defined in Section 401 of the Hearth Act is as follows:

(1) AT RISK OF HOMELESSNESS. The term 'at risk of homelessness' means, with respect to an individual or family, that the individual or family

(A) has income below 30 percent of median income for the geographic area;

(B) has insufficient resources immediately available to attain housing stability; and

(C)(i) has moved frequently because of economic reasons;

(ii) is living in the home of another because of economic hardship;

(iii) has been notified that their right to occupy their current housing or living situation will be terminated;

(iv) lives in a hotel or motel;

(v) lives in severely overcrowded housing;

(vi) is exiting an institution; or

(vii) otherwise lives in housing that has characteristics associated with instability and an increased risk of homelessness.

Such term includes all families with children and youth defined as homeless under other Federal statutes.

TDHCA estimates that 1% of the rural population would also meet these classifications. Rural areas typically have fewer jobs and shelters than urban areas, which makes conditions especially difficult for homeless persons. Farmworkers are at high risk for homelessness because of their mobile lifestyles and extremely low incomes. According to the 2019 Point-in-Time counts for the Texas Balance of State CoC, Waco/McLennan County and the Wichita Falls/Wise, Palo Pinto, Wichita, and Archer Counties CoC, which account for most of the state's rural populations but include some non-rural areas, there were 8,054 homeless persons in these areas, with 3,150 in emergency shelter, 735 in transitional housing, and 4,179 unsheltered.

**If data is not available for the categories "number of persons becoming and exiting homelessness each year," and "number of days that persons experience homelessness," describe these categories for each homeless population type (including chronically homeless individuals and families, families with children, veterans and their families, and unaccompanied youth):**

Homeless Veterans: The 2019 Annual Homeless Assessment Report for Texas estimates that on a single night in 2019, 1,806 Veterans were experiencing homelessness. According to the Department of Veterans Affairs the number of veterans, experiencing homelessness in the United States has declined by nearly 50% since 2010.

Chronically Homeless Individuals and Families: The 2019 Annual Homeless Assessment Report for Texas estimates that on a single night in 2019, the number of chronically homeless persons totaled 3,511 in Texas. Of those, 95% were individuals and 4.9% were people in families.

Unaccompanied Youth: The 2019 Annual Homeless Assessment Report for Texas estimates that on a single night in 2019, 1,355 unaccompanied youth were experiencing homelessness. Unaccompanied youth made up 5.2% of individuals experiencing homelessness in the state.

Homeless Families with Children: The number of homeless families with children has decreased significantly over the past decade. The 2009 Annual Homeless Assessment Report for Texas showed that 21.4% of homeless households were households with children, while in 2019 they were 10% of homeless households.



**Nature and Extent of Homelessness: (Optional)**

<b>Race:</b>	<b>Sheltered:</b>	<b>Unsheltered (optional)</b>
White	7,620	7,364
Black or African American	6,266	3,356
Asian	148	54
American Indian or Alaska Native	112	133
Pacific Islander	42	35
<b>Ethnicity:</b>	<b>Sheltered:</b>	<b>Unsheltered (optional)</b>
Hispanic	3,977	2,987
Not Hispanic	10,649	8,235

**Data Source:** PIT estimates based on HUD's 2019 Continuum of Care Homeless Assistance Programs Homeless Populations and Subpopulations for the State of Texas. Annual estimates are covered in narrative section of the report  
**Comments:**

**Estimate the number and type of families in need of housing assistance for families with children and the families of veterans.**

Homeless Veterans: According to the 2019 Point-in-Time count, there were 1,806 homeless veterans in Texas, with 1,225 sheltered and 581 unsheltered.

Chronically Homeless Individuals and Families: Among homeless subpopulations, this subpopulation most heavily uses available services; in spite of comprising only approximately 14.3% of all homeless persons, they use approximately 50% of the days of shelter provided by support systems. Even though chronically homeless persons most heavily use services, their experiences with mainstream services does not effectively address their needs. Finally, chronically homeless persons often have multiple problems and face a service system that often does not offer a comprehensive set of treatments. According to the 2019 Point-in-Time count, there were 173 chronically homeless families with children in Texas, with 153 sheltered and 20 unsheltered; there were 3,511 chronically homeless individuals with 1,629 sheltered and 1,882 unsheltered.

Homeless Families with Children: According to the 2019 Point-in-Time count, there were 2,116 homeless families with children in Texas, with 1,402 in emergency shelter, 608 in transitional housing, and 106 unsheltered.

**Describe the Nature and Extent of Homelessness by Racial and Ethnic Group.**

Based on the data provided by the CoCs in the State of Texas to the U.S. Department of Housing and Urban Development, seen in the Nature and Extent of Homelessness table above we can calculate the racial and ethnic makeup of the 2019 Point-in-Time homeless population. The data shows the following demographic breakdown: White 58%, Black or African-American 37%, individuals identifying as multiple

racism 3%, American Indian or Alaska Native 1%, Asian >1%, and Pacific islander >1%. Within the Racial makeup 27% of Homeless individuals identified as Hispanic. However, the ethnic makeup of the homeless population will vary by geographic area.

### **Describe the Nature and Extent of Unsheltered and Sheltered Homelessness.**

According to HUD's 2019 CoC Homeless Assistance Programs Homeless Populations and Subpopulations report, 56% of homeless persons in Texas were unsheltered at the time of the count. Specifically:

- There were 4,045 homeless youth in Texas, with 2,650 in emergency shelter, 1,246 in transitional housing, and 149 unsheltered;
- There were 2,513 victims of domestic violence who were homeless in Texas, with 2,047 sheltered and 466 unsheltered;
- There were 1,935 homeless veterans in Texas, with 1,142 sheltered and 793 unsheltered;
- 13.5% of the Texas homeless population is considered chronically homeless. Of those, 53.6% were unsheltered at the time of the count;
- There were 317 homeless persons with HIV/AIDS in Texas, with 161 sheltered and 156 unsheltered; and
- There were 3,412 homeless persons experiencing chronic substance use disorder in Texas, 1,789 sheltered and 1,623 unsheltered.

The Safe Housing Partnership notes that up to 57% of women experiencing homelessness report that domestic or sexual violence was the immediate cause of their homelessness. As a direct result of the power and control dynamics related to their abuse, survivors often face unique barriers to accessing shelter and affordable housing, including, poor credit and ruined rental histories, lack of steady employment, housing discrimination and a loss of subsidized or other affordable housing (Safe Housing Partnerships, 2017). The Texas Council on Family Violence 2019 State Plan indicates that, "In Texas, 90% of survivors accessing family violence services will experience homelessness as a result of fleeing an abusive relationship at least once. Almost half, 45.4%, will experience homelessness two or more times and 48% will also experience additional incidents of homelessness separate from the domestic violence."

### **Discussion:**

The continuum of care approach to fighting homelessness is based on the understanding that homelessness is not caused merely by a lack of shelter, but involves a variety of underlying unmet physical, economic, and social needs. A comprehensive system of services and housing are needed to help homeless individuals and families reach independence using a combination of emergency shelters, transitional housing, social services, and permanent housing. The continuum of care system begins with outreach, intake, and assessment. It is followed by safe emergency shelter and/or transitional housing that provide a variety of services including job training, educational services, substance abuse services,

mental health services, and family support. Ultimately, the goal is to assist the family or individual in achieving permanent housing.

Through the ESG Program, TDHCA funds organizations that provide the services necessary to help persons who are at-risk of homelessness or homeless quickly regain stability in permanent housing. Subrecipient organizations provide shelter and related services for homeless persons, as well as intervention services to persons threatened with homelessness. Activities include assistance in obtaining permanent housing; and homeless prevention services, such as rent and utility assistance as well as renovating buildings for use as shelters and medical and psychological counseling. Demonstrating the need for homeless shelter and services, for the 2019 ESG application cycle, the Department received requests for funding in the amount of \$16,154,720, which is >185% of the amount of the 2019 ESG allocation.

Many of the organizations that apply to TDHCA for funding serve all homeless individuals or target families with children specifically. The Texas Health and Human Services Commission's Family Violence Program funds family violence centers located throughout the State that provide services to survivors of VAWA qualifying conditions. Services include 24-hour hotline guidance, information and referral services, legal services, counseling, emergency transportation, assistance in obtaining medical care and job training, and selected family violence centers providing temporary shelter services. Many of those receiving services through this program are women with children.

### **Disaster Recovery**

As outlined in detail in each of the Action Plans for the supplemental disaster assistance, found on the Texas General Land Office website, the State of Texas had huge recovery efforts from each of the events in which it received funding. While most programs are under way, there remains unmet need that will still exceed the funds available to the State. This can be evidenced by the remaining unmet need in Action Plans related to each disaster event. Please refer to each program's Action Plan or the disaster recovery divisions most current Quarterly Progress Report for specific details <https://recovery.texas.gov/action-plans/index.html>.

## **NA-45 Non-Homeless Special Needs Assessment – 91.305 (b,d)**

### **Introduction**

The State addresses special needs populations in Strategic Plan Section 25, and Action Plan Sections 15 and 25. The special needs populations discussed below were designated by HUD or Texas Government Code. Special Needs Populations include:

- Colonias, and their residents (Texas Government Code §2306.127, Section 916 of the Cranston-Gonzalez National Affordable Housing Act of 1990)
- Elderly and Frail Elderly Populations (Texas Government Code §2306.511 and 24 Code of Federal Regulations §91.305(d))
- Homeless Populations and Persons at Risk of Homelessness (Texas Government Code §2306.001(6), §2306.053, and 24 Code of Federal Regulations §91.305(c))
- Persons with Alcohol and Substance Abuse Issues (Texas Government Code §2306.511, 24 Code of Federal Regulations §91.305(d))
- Persons with Disabilities (mental, physical, intellectual, developmental) (24 Code of Federal Regulations §91.305(d))
- Persons with HIV/AIDS and their Families (24 Code of Federal Regulations §91.305(d))
- Public Housing Residents and Persons on Wait Lists for Public Housing (24 Code of Federal Regulations §91.305(b)(1)(G))
- Victims of Domestic Violence, including persons with Violence Against Woman Act (VAWA) protections (domestic violence, dating violence, sexual assault, or stalking) (24 Code of Federal Regulations §91.305(b)(1)(I))

While not specifically designated as "special needs" the State is directed by Texas Government Code §2306.0721 to analyze data on the following populations: farmworkers, youth aging out of foster care, and veterans (which may include wounded warriors, as defined by the Caring for Wounded Warriors Act of 2008); these populations are often considered specifically in plans and programming of funds.

This Consolidated Plan focuses on PLWH and their households because Housing Opportunities for Persons with AIDS (HOPWA) is a specific funding source for this population. Housing is a critical need for PLWH, and as more PLWH are living longer lives, the need for HOPWA increases. Quantitative and qualitative data show that HOPWA improves access to healthcare and supportive services. The National HIV/AIDS Strategy had a U.S. housing goal to increase the Ryan White HIV/AIDS Program clients with permanent housing from 82% to 86% by 2015. This goal was changed in 2015 to reducing the percentage of persons in HIV medical care who are homeless to no more than 5%, by 2020. (National HIV/AIDS Strategy for the United States: Updated to 2020, 2015).

The goals of the DSHS HOPWA Program are to help low-income PLWH and their households establish or maintain affordable and stable housing, reduce their risk of homelessness, and improve their access to health care and supportive services. HOPWA addresses the unmet housing needs of PLWH and their

households by providing housing assistance and supportive services to income-eligible households. These services are integrated with the Ryan White HIV/AIDS Program both in administration and service delivery, which in turn is integrated into the larger, multi-sectoral system for delivering treatment and care to PLWH. HOPWA serves households that are at or below 80% of AMI, but a majority of the households that are enrolled in the program are at or below 30% of AMI. In 2018, the DSHS HOPWA Program served 1,255 unduplicated eligible individuals and 646 additional beneficiaries with housing assistance. Of the 646 additional beneficiaries, 26 were also PLWH. This demonstrates that the DSHS HOPWA Program is essential to housing not only eligible individuals, but additional PLWH, which is a vital step in linkage and adherence to medical care.

The answers to the following questions will address all the special needs populations.

**HOPWA**

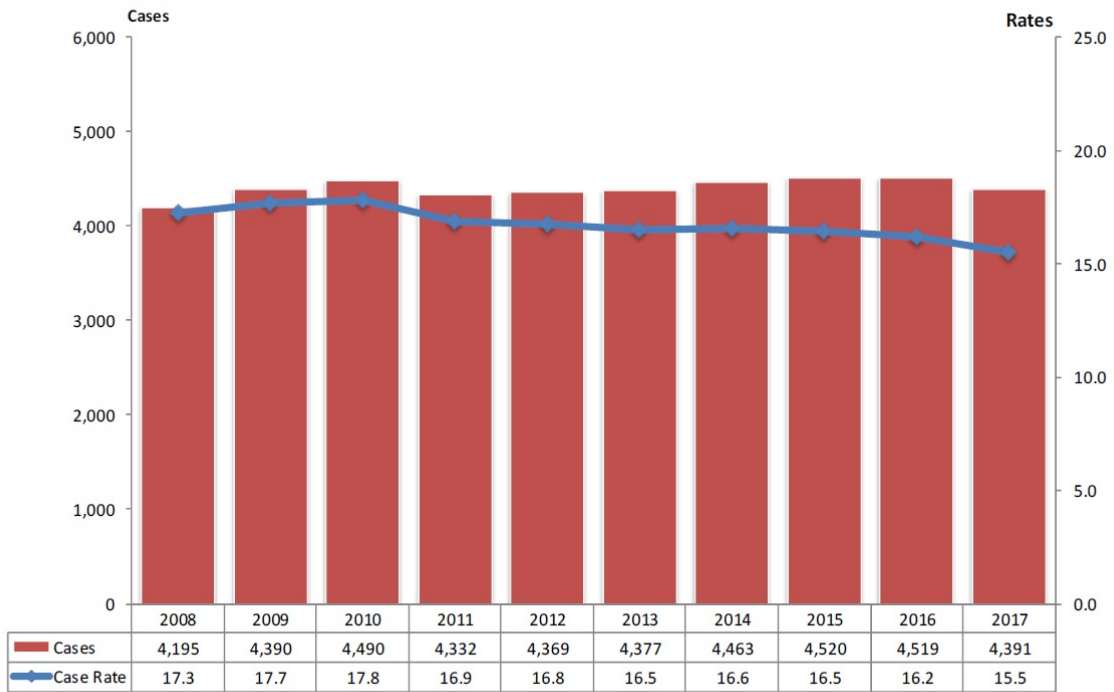
<b>Current HOPWA formula use:</b>	
Cumulative cases of AIDS reported	14,946
Area incidence of AIDS	638
Rate per population	8
Number of new cases prior year (3 years of data)	1,428
Rate per population (3 years of data)	6
<b>Current HIV surveillance data:</b>	
Number of Persons living with HIV (PLWH)	13,055
Area Prevalence (PLWH per population)	158
Number of new HIV cases reported last year	0

**Table 34 – HOPWA Data**

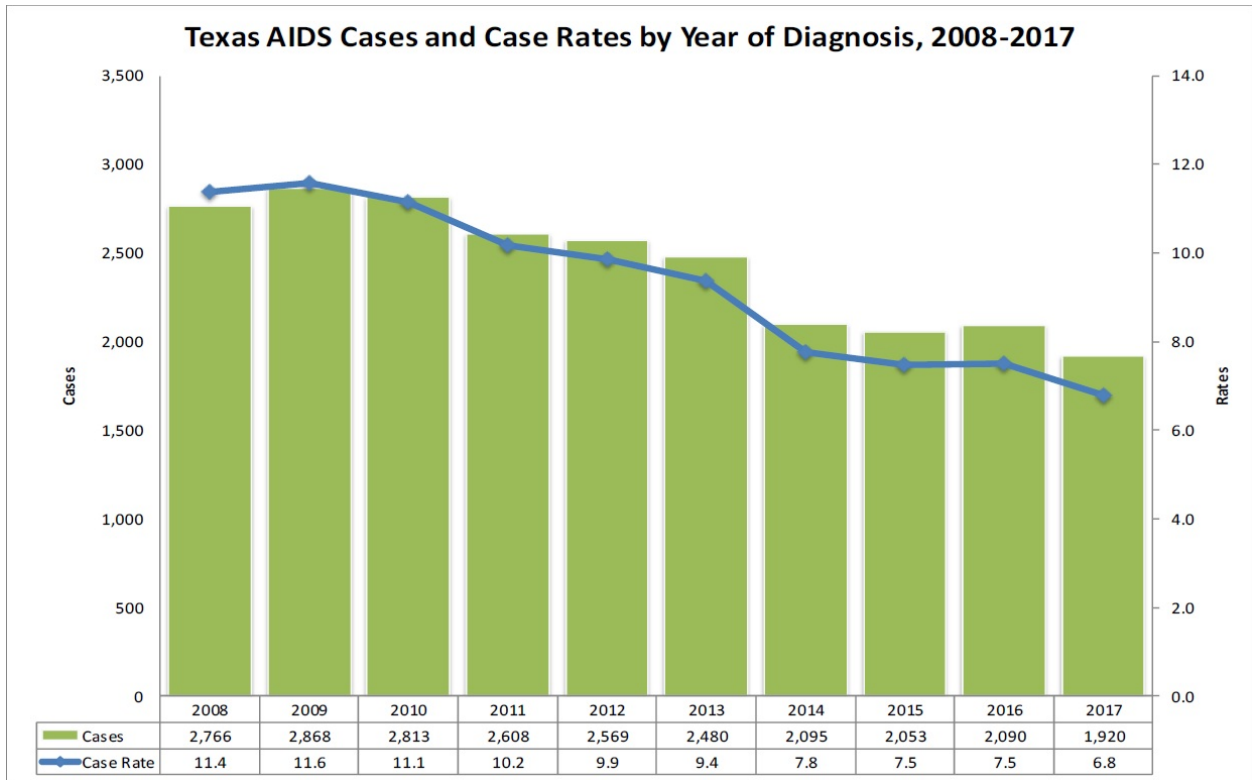
**Texas 2017 HIV/AIDS Surveillance Data**

At the end of 2017, 90,700 PLWH were living in Texas, many at incomes below the poverty level, and the number continues to rise every year. In 2017 Texas had the 7th highest rate (15.4/100,000 population) of new HIV diagnoses in the nation (Center for Disease Control, 2019).

### Texas HIV Diagnosis and Case Rates by Year of Diagnosis, 2008-2017



**Chart 28a 2008-2017 TX HIV Cases and Case Rates by Year**



**Chart 28b 2008-2017 TX AIDS Cases and Case Rates by Year**

## People Living with HIV by Key Demographic Characteristics Through December 31, 2017

	People Living with HIV	
	Cases	Rate*
<b>Sex at Birth</b>		
Male	71,515	508.6
Female	19,185	134.7
<b>Current Gender Identity</b>		
Transgender Women	683	
Transgender Men	17	
<b>Race</b>		
White	23,200	195.2
Black	33,880	1,005.8
Hispanic	29,469	264.1
Asian	980	71.7
Native Hawaiian/Pacific Islander	30	125.1
American Indian/Alaskan Native	50	54.6
Multirace	3,091	752.2
<b>Age Group**</b>		
0 - 9	99	2.4
10 - 14	130	6.3
15 - 19	494	24.6
20 - 24	3,378	169.6
25 - 29	8,403	397.1
30 - 34	9,583	468.4
35 - 39	10,349	523.9
40 - 44	10,402	568.6
45 - 49	12,144	665.4
50 - 54	13,268	771.1
55 - 59	10,778	633.7
60 - 64	6,409	431.9
65+	5,263	151.6
<b>Total</b>	<b>90,700</b>	<b>320.4</b>

**Chart 28c 2017 Texans Living with HIV Demographics**

### HIV Housing Need (HOPWA Grantees Only)

Type of HOPWA Assistance	Estimates of Unmet Need
Tenant based rental assistance	32
Short-term Rent, Mortgage, and Utility	45
Facility Based Housing (Permanent, short-term or transitional)	0

**Table 35 – HIV Housing Need**

Alternate Data Source Name:  
HOPWA CAPER

### 2017 HOPWA Unmet Need (Waitlists)



At the end of the 02/01/2018-01/31/2019 Texas HOPWA program year, the total number of households that had unmet subsidy assistance need was 279. Of the 279, 274 are on Tenant-Based Rental Assistance (TBRA) waitlists and five on Short-Term Rent, Mortgage, and Utility (STRMU) assistance waitlists. This data is from project sponsors reported on the Texas 2019 Consolidated Annual Performance and Evaluation Report (CAPER).

**Describe the characteristics of special needs populations in your community:**

Colonia Residents: Characteristics described in Needs Assessment Section 30.

Elderly Persons and Frail Elderly: Incidences of disability increase with age. From 2013-2017, 9.7% of persons between 18 and 64 years old in Texas had a disability, while 38.7% of persons 65 and older had a disability (American Community Survey, Table S1810). Older households also tend to live in older homes: 53% of owner households 65 years and older live in housing stock built before 1980(2013-2017 American Community Survey, B25126).

Homeless persons and Persons at Risk of Homelessness: According to the 2018 HUD Annual Assessment Report to Congress, most homeless Texans (76%) were single persons and 24% were families. Nationally minorities made up approximately 56% of the sheltered homeless population in 2018. The sheltered and unsheltered homeless were also overwhelmingly male at 55% and 70% respectively (2018 HUD AHAR pp. 11, 94).

Farmworkers: Farmworker housing of greatest concern is the housing for temporary seasonal or migrant workers. Such housing can take a variety of forms such as manufactured or mobile homes, vacant or underutilized apartments or motels, and employer provided facilities such as barracks or otherwise unused buildings. In some instances, migrant or temporary workers find shared and often overcrowded housing with family or friends. This makes farmworker housing difficult to identify.

Persons with Alcohol and Substance Use Disorders: A survey by the United States Conference of Mayors found that 68% of cities reported that substance abuse was the largest cause of homelessness for single adults. In addition, substance abuse was reported as one of the top causes of family homelessness by 12% of cities (National Alliance to End Homelessness, 2016). The 2018 PIT count for the state of Texas noted 11.5% of counted Homeless individuals had chronic substance abuse.

Persons with Disabilities (Mental, Physical, Intellectual, and Developmental): Characteristics discussed in Market Analysis Section 35.

Persons Living with HIV/AIDS and Their Families: Characteristics discussed in Market Analysis and other questions in this section.

Public Housing Residents and Persons on Public Housing Wait Lists: Public housing residents often face barriers such as low educational attainment, poor mental and physical health, social networks without access to jobs, and physical isolation from opportunity (Theodos, Popkin, Parilla, Getsinger, 2012).

Veterans: In a recent study of homeless veterans, 60% had a substance use disorder (Tsai, Kaspro and Rosenheck, 2013). In addition, as many as two-thirds of homeless veterans of the Iraq and Afghanistan wars had post-traumatic stress disorder (DeAngelis, 2013). These factors may affect homeless and non-homeless veteran's ability to acquire stable housing.

Victims of Domestic Violence: Domestic violence is one of the leading causes of housing instability, which includes skipping meals to pay rent, doubling up with family or friends, and being threatened with eviction. Some victims of domestic violence face barriers of employment, such as reentering the workplace with limited work experience, and facing abusers who sabotage the victim's ability to hold a job, including stalking and causing loss of hours worked (Baker, Billhardt, Warren, Rollins, and Glass, 2010, page 431). Consultation provided by the Texas Council on Family Violence notes that, nationally, among families currently experiencing homelessness more than 80% previously experienced domestic violence.

Youth Aging Out of Foster Care: Studies have found 58% of youth aging out of foster care graduated high school by age 19 compared to 87% of all 19 year-olds. These studies have also found that 36% of youth had been homeless at least once by age 26 and of those youth 75% had been homeless four or more times (NCSL, 2019).

### **What are the housing and supportive service needs of these populations and how are these needs determined?**

The needs of people with special needs were gathered by various studies, workgroups and stakeholder feedback, as listed in the Process Chapter and Bibliography.

Colonia Residents: The housing and supportive needs of colonia residents are described in Needs Assessment Section 30.

Elderly Persons and Frail Elderly: The higher incidences of disability may increase the need for housing modifications for accessibility. The greater likelihood that elderly persons live in older housing may increase the need for home repair.

Homeless Persons and Persons at Risk of Homelessness: The housing needs of homeless persons and persons at risk of homelessness are described in Needs Assessment 10.

Farmworkers: Farmworkers housing needs stem from their movement from one location to another, dependence on the needs of their employers, low incomes as a result their seasonal or temporary employment, and their limited English proficiency. The Department has increased its outreach efforts

over the past year to identify more than 500 potential employer who provide housing facilities. The Department has also increased its licensing of such facilities serving three or more workers for three or more nights from 42 to over 230. The most recent 2017 Census of Agriculture by the USDA, National Agricultural Statistical Service was released in May of 2019 and reported that 1,610 farms in Texas reported 5,394 migrant workers in 2017. The majority of the remainder of the 418,474 reported farm workers in Texas were owners, family members and permanent hired workers. While this data source is the most comprehensive source available and has been relatively consistent over time it is considered by advocates for migrant laborers as understated.

Persons with Alcohol and Substance Use Disorders: Supportive housing, such as Housing First, for persons with alcohol and/or other substance use disorder range from short-term, in-patient services to long-term, drug-free housing for recovering addicts.

Persons with Disabilities (Mental, Physical, Intellectual, and Developmental): Inaccessible housing continues to be a concern; as noted in the 2019 AI, seniors are much more likely to have a disability than non-seniors. HHSC's 2014-2015 Biennial Plan found that long-term services and supports, Medicaid waiver services or home modifications could be needed to keep this population housed.

Persons with HIV/AIDS and their Families: Needs and services are discussed in Market Analysis Section 35.

Public Housing Residents and Persons on Public Housing Wait Lists: One study finds that supportive services, such as employment services, rent incentives and community support for work, help public housing residents move toward self-sufficiency (Theodos, Popkin, Parilla, Getsinger, 2012).

Veterans: The housing issues of veterans can be compounded by service-connected disabilities, such as traumatic brain injury, substance abuse problems and mental illness (National Housing Conference and Center for Housing Policy, 2013).

Victims of Domestic Violence: Any assistance needs to address the safety of the victim of the domestic violence. The National Advisory Council on Violence Against Women recommends that safety and housing stability should be addressed at the same time. Victims of domestic violence need a broad range of housing options for varying family compositions (Baker, Billhardt, Warren, Rollins, and Glass, 2010, page 437).

Youth Aging Out of Foster Care: Studies find that 58% of youth aging out of foster care graduated high school by age 19 compared to 87% of all 19 year-olds. These studies also find that 36% of youth had been homeless at least once by age 26 and of those youth 75% had been homeless four or more times (NCSL, 2019).

**Discuss the size and characteristics of the population with HIV/AIDS and their families within the Eligible Metropolitan Statistical Area:**

PLWH are more vulnerable to becoming homeless. Stable housing not only reduces homelessness risk, but results in reduced HIV transmission and improved health outcomes. At the end of 2017, 90,700 Texans were known to be living with HIV, an increase of 18 percent over the past five years and 50 percent over the past 10 years. This increase is due to highly effective treatments that lengthen the lifespan of PLWH. It is estimated that an additional 18,000 people in Texas are living with HIV, but are currently unaware of their status. While the number of PLWH has increased, the number of new HIV diagnoses in Texas has been stable for the past decade, with 4,391 new diagnoses in 2017.

Within DSHS, the TB/HIV/STD Epidemiology and Surveillance Branch collects and reports on HIV in Texas. The following facts are taken from the 2017 Texas HIV Surveillance Report (DSHS, 2018).

- At the end of 2017, there were 90,700 PLWH in Texas.
- The number of PLWH in Texas increases each year because PLWH are living longer lives.
- Rates of new HIV diagnoses have decreased from 17.3/100,000 in 2008 to 15.5/100,000 in 2017.
- Rates of new HIV diagnoses are highest among males (25.9/100,000), Blacks (48.1/100,000), and those between 25 and 29 years of age (44.6/100,000).
- Between 2008 and 2017, the proportion of new HIV diagnoses increased for Hispanic men who have sex with men (MSM) from 31.7% to 40.5%.
- Within the last ten years, among those newly diagnosed with HIV, the proportion of those with a late diagnosis (3 months between HIV and AIDS) has declined.
- Over half (52%) of people living with HIV acquired it through male-male sexual contact.
- In 2017, over half of PLWH were 45 years of age or older.
- In 2017, White MSM, Black MSM, Hispanic MSM, Black Women whose mode of HIV transmission was sex with a male, and people who are Transgender were a significant proportion of overall PLWH. These groups increased by 7% among all PLWH between 2008 and 2017.
- A majority of people living with HIV live in urban areas of Texas. The counties with the largest numbers of PLWH were Harris and Dallas, followed by Bexar, Travis, and Tarrant counties.
- 69% of PLWH live in one of Texas major metropolitan areas: Austin, Dallas, El Paso, Fort Worth, Houston, and San Antonio. About 28% of PLWH live in Houston and about 20% in Dallas. Austin, El Paso, Fort Worth, and San Antonio combined accounted for 12% of PLWH in Texas in 2017.
- Minorities made up most of the new HIV diagnoses in 2017 with Black and Hispanic Texans comprising about 37% and 40%, respectively
- Among men diagnosed in 2017, Hispanics make up 43% and Blacks about 33% of new cases
- Among women diagnosed in 2017, Blacks made up 55% of the cases
- For every female diagnosed with HIV in 2017, there were more than four males diagnosed and this ratio has remained constant if not increased over the past decade
- Most PLWH are between 35 and 59 years old, and as people with HIV live longer, the average age of PLWH also rises
- The age group with the highest increase in new diagnoses are young people, age 20-34 years old

- Blacks of both sexes experienced a disproportionately higher rate of deaths due to HIV, at more than three times the overall state rate, and five times that of Hispanics or Whites.

Due to HUD IDIS character limitations, the remainder of this section is found at the beginning of the Discussion section below.

### **Discussion:**

In 2017, Texas had the 5th highest rate of new HIV diagnoses in the Nation per the 2016 Texas HIV Epidemiologic Profile, “Racial and ethnic disparities permeate the HIV epidemic in Texas. Black and Hispanic Texans have higher rates of HIV diagnoses than White Texans. Once Black and Hispanic Texans are diagnosed with HIV, they face challenges in accessing regular medical care and achieving viral suppression.” (DSHS, 2016). DSHS estimates that over 3% of young Black gay and bisexual men and other MSM age 18-24 in Texas were diagnosed with HIV in 2016. A disproportionate number of PLWH in Texas are racial and ethnic minorities. Of households enrolled in the DSHS HOPWA Program during the HOPWA 2018 program year, 36.73% of eligible individuals were Black and 38.80% Hispanic/Latino. Overall, about 75.94% of eligible individuals were racial/ethnic minorities. Additionally, 63.82% of eligible individuals were male, 35.14% were female, and 1.04% were transgender in 2018. At the end of the HOPWA 2018 program year, there were 279 waitlisted households. DSHS HOPWA Program waitlists increased from 211 in 2017 to 279 in 2018, a 32.22% increase (DSHS 2019). This increase is due, in part, to Dallas County Health and Human Services’ HOPWA Unit including 111 households from their TBRA waitlist that were previously unreported in the Dallas HIV Service Delivery Area (HSDA). Many TBRA clients depend on HOPWA for extended periods because they are unable to transition to other affordable and stable housing. This can prevent new TBRA clients from receiving assistance and contribute to extended waitlists.

Racial and ethnic minorities are disproportionately affected by HIV. PLWH in Texas are impacted by a lack of access to medical insurance/assistance. According to the U.S. Census Bureau, Texas still leads the nation for the highest rate of uninsured, which means many Texans (17.3%) did not have insurance in 2017. Texas Medicaid currently only covers children, pregnant women, and certain disabled adults up to 100% of the Federal Poverty Level. Due to the restrictive eligibility and citizenship requirements of the Texas Medicaid program, most PLWH are excluded from Medicaid coverage. At this time, Texas is not expected to expand Medicaid, and non-citizens will not be eligible for subsidies to support purchase of insurance in the federal marketplace. In this context, a majority of clients will continue to rely on medical assistance via the Ryan White HIV/AIDS Program.

The DSHS HOPWA Program serves all counties in Texas, but focuses assistance to counties not served by the six Metropolitan Statistical Areas (MSAs) that receive direct HOPWA funding. In addition to the DSHS statewide HOPWA program, the MSAs of Austin, Dallas, El Paso, Fort Worth, Houston, and San Antonio receive HOPWA funds directly from HUD and serve the counties assigned under those MSAs. HOPWA addresses the unmet housing needs of PLWH and their households by providing housing assistance and supportive services to income-eligible households. These services are integrated with the RWHAP in

both administration and service delivery, which in turn is integrated into the larger, multi-sectoral system for delivering treatment and care to PLWH. HOPWA serves households that are at or below 80% of AMI, but a majority of the households that are enrolled in the program are at or below 30% of AMI.

Finally, the Trans Pride Initiative recommended, during consultation with the HOPWA program, that lesbian, gay, bisexual, transgender, intersex, and queer/questioning (LGBTIQ) persons should be considered as being a special needs population. At this time, LGBTIQ persons will not be added as a unique special needs population. Although TDHCA thinks that such LGBTIQ persons' housing needs should be covered by their status under other special needs groups, TDHCA will continue to monitor this issue.

## **NA-50 Non-Housing Community Development Needs - 91.315 (f)**

### **Describe the jurisdiction's need for Public Facilities:**

The State recognizes the importance for public facility projects; however, community buildings and other public facilities do not represent a large percentage of the applications received or the funds disbursed given the priority placed on basic infrastructure in most communities.

CDBG also places a high priority on economic development. Through the Texas Capital Fund program, CDBG funds are leveraged with private and local investment to create jobs in rural Texas.

### **How were these needs determined?**

Requests for funding for public facilities do not represent a large percentage of the applications received or the funds disbursed, however several successful CDBG grants have recently provided much needed community centers, fire stations, healthcare facilities and other public facilities in rural communities. The 2018 Texas Rural Policy Report also identified public facilities as a need in rural Texas.

The Community Development Fund (CD) is the largest fund and allows communities to request funds for diverse projects. Under CD, each region, establishes funding priorities that reflect local prioritization of need; for the majority of regions the highest priority has been placed on basic infrastructure.

Under the Texas Capital Fund (TCF), TDA focuses on job creation and/or retention primarily for low to moderate income persons and areas above the national average of unemployment and poverty. TCF funds infrastructure and real estate improvements to attract private capital investment in rural Texas.

### **Describe the jurisdiction's need for Public Improvements:**

Reliable community infrastructure provides the foundation for economic and community development. Distance and density issues have a significant impact on the ability of a rural community to address infrastructure needs due to revenue concerns and economies of scale.

Community infrastructure includes water and wastewater systems, roads/ streets, and other utilities. These services are fundamental for families and businesses to choose to live, work and stay in an area — urban or rural.

CDBG encourages the use of its funds to not only improve existing locations, but to also provide facilities to accommodate residential opportunities that will benefit low- and moderate-income persons. CDBG places a high priority on ensuring rural Texas has access to basic infrastructure including water, sewer, and roads.

### **How were these needs determined?**

The Community Development Fund (CD) is the largest fund and allows communities to request funds for diverse projects. Under CD, each region establishes funding priorities that reflect local prioritization of need; for the majority of regions the highest priority has been placed on basic infrastructure.

The table below illustrates the community development fund application requests for the 2019-2020 CDBG program years. Requested amounts include public improvements, public facilities, and economic development. Public services are an eligible use of CDBG funds; however, CDBG has not received a request to fund public services in several years.

Based on the applications received (shown in the table below), the most requested activities are water, sewer, and street facilities. These three activities made up 67% of the total amount requested, which was \$208,538,879.

### **Describe the jurisdiction's need for Public Services:**

The need for public services exists in rural communities but is far outweighed by the need for public infrastructure. Many areas simply lack service providers to deliver public services to these residents.

### **How were these needs determined?**

Public services are an eligible use of CDBG funds, but CDBG has not received a request to fund public services in several years. However, Colonia Self Help Centers (SHCs) provide public services as needed.

### **Disaster Recovery**

As outlined in detail in each of the Action Plans for the supplemental disaster assistance, found on the Texas General Land Office website, the State of Texas had huge recovery efforts from each of the events for which it received funding. While all of the programs are well under way, there remains unmet need that will still exceed the funds available to the State. This can be evidenced by the over subscription of most of the programs. Please refer to each program's Action Plan or the disaster recovery divisions most current Quarterly Progress Report for specific details: <https://recovery.texas.gov/action-plans/index.html>.

### **Based on the needs analysis above, describe the State's needs in Colonias**

In 2010, the Texas Secretary of State's Office identified the primary challenges facing colonias in its Senate Bill 99 Report to the 82nd Texas Legislature.

Water and Sewer Systems: some colonias lack access to safe drinking water and waste management, forcing residents to depend on the bulk transport of water and use non-potable water for some needs. Rural Texas heavily depends on private wells and some groundwater is unsafe for long-term consumption. A colonia's ability to connect to a public water or waste water collection system is



affected by multiple factors, some of which are out of a household's control. Factors include: dwelling's distance from a service area; dwelling's compliance with the local building codes; local institutional capacity or resources to develop and execute projects; local institutional ability to dedicate utility easements necessary for project completion; the investment associated with the planning, construction, connection and billing of utilities; and the limited availability of grants or loans.

**Drainage and Paved Roads:** Many colonias are situated on land that was primarily used for agricultural purposes or is otherwise unsuitable for residential use because of inadequate drainage. Rainfall presents significant challenges when informally constructed dwellings and roads supersede the drainage capacity of the land. Streets can eventually become unsuitable for everyday access by residents, school buses and emergency vehicles. In addition, in many colonias, road and utility easements were undefined when the land was originally sold, which creates complications and delays for road and utility projects.

**Solid Waste Services:** Some colonias lack the services with which to legally dispose of household solid waste. The accumulation of garbage can encourage vermin or lead to illegal and dangerous disposal methods, such as burning.

**Housing:** Significant need for housing rehabilitation; new construction, reconstruction is essential in the colonias. The housing stock was constructed in many cases, without floor plans, inspections or construction oversight. As a result, many colonia residents find themselves in poorly constructed homes and require assistance to bring homes into a safe and decent housing. Property ownership may be contract-for-deeds or have titling issues that limit resident's ability to access capital to make housing improvements.

# Housing Market Analysis

## MA-05 Overview

### Housing Market Analysis Overview:

The Market Analysis Chapter inventories the State's available housing and affordable housing. Several factors are examined, each in a different section.

Market Analysis Section 10 examines the types of properties built compared to the demand for such properties, the income levels of families targeted with public funding, and the loss of inventory of affordable housing.

Market Analysis Section 15 examines the costs of housing compared to incomes, including the Housing Affordability Index and market trends. Local economic forces are discussed in relation to housing costs.

Market Analysis Section 20 examines the age of the housing stock, including lead-based paint concerns in housing built before 1978, as well as vacant units and need for housing rehabilitation. Lead based paint is especially dangerous for children, who are more likely to ingest lead in higher proportions than adults. Lead poisoning can lead to developmental disorders.

Market Analysis Section 30 examines the availability of homeless facilities and services for persons experiencing homelessness.

Market Analysis Section 35 examines the availability of housing and services for persons exiting institutions and persons with special needs. The State has several programs to address these populations; some housing is paired with services and some services are independent from housing.

Market Analysis Section 40 examines barriers to affordable housing. This section focuses on fair housing issues.

Market Analysis Section 45 examines Community Development Assets.

Market Analysis Section 50 examines concentrations of housing problems and minorities. Fair housing issues are also addressed in this section.

This Chapter's many facets of analysis better equip Texas to target funds in an effective and efficient manner.

## MA-10 Number of Housing Units – 91.310(a)

### Introduction

Texas is the second largest state in the nation, the second most populous state, and is growing at a much faster rate than the nation as a whole. The American Community Survey 2013 and 2017 (ACS) 1-year estimates (Table DP02) found that the United States population was growing at a 3% rate while Texas was growing at a 7% rate during that five-year period. Both new development and redevelopment is occurring in the diverse landscape of Texas. Growth is not occurring uniformly across the State, and the geographic concentrations of growth are discussed in Market Analysis Section 15.

### All residential properties by number of units

Property Type	Number	%
1-unit detached structure	6,925,144	65%
1-unit, attached structure	279,941	3%
2-4 units	546,100	5%
5-19 units	1,178,108	11%
20 or more units	891,633	8%
Mobile Home, boat, RV, van, etc	790,460	7%
<b>Total</b>	<b>10,611,386</b>	<b>100%</b>

**Table 36 – Residential Properties by Unit Number**

Alternate Data Source Name:  
2013-2017 ACS

### Unit Size by Tenure

	Owners		Renters	
	Number	%	Number	%
No bedroom	62,923	2%	257,917	7%
1 bedroom	198,214	4%	2,008,147	57%
2 bedrooms	1,489,819	26%	2,528,975	72%
3 or more bedrooms	9,793,860	170%	2,239,760	64%
<b>Total</b>	<b>11,544,816</b>	<b>202%</b>	<b>7,034,799</b>	<b>200%</b>

**Table 37 – Unit Size by Tenure**

Alternate Data Source Name:  
2013-2017 ACS

### Tables 30 & 31

Totals in tables 30 and 31 do not match due to table 30 taking into account vacant properties and table 31 only accounting for occupied properties.

Please note that the Table 31 describing Unit Size by Tenure, the total does not equal 100% most likely as a result of rounding issues.

### Disaster Recovery

As outlined in detail in each of the Action Plans for the supplemental disaster assistance, found on the Texas General Land Office website, the State of Texas had huge recovery efforts from each of the events in which it received funding. While most programs are under way, there remains unmet need that will still exceed the funds available to the State. This can be evidenced by the remaining unmet need in Action Plans related to each disaster event. Please refer to each program's Action Plan or the disaster recovery divisions most current Quarterly Progress Report for specific details <https://recovery.texas.gov/action-plans/index.html>.

**Describe the number and targeting (income level/type of family served) of units assisted with federal, state, and local programs.**

The State of Texas works with federal and local entities to effectively reach populations in need. The Texas Department of Housing and Community Affairs (TDHCA) annually reports the number of units assisted through the U.S. Department of Housing and Urban Development (HUD), public housing authorities (PHAs), Section 8 Housing Choice Vouchers, the U.S. Department of Agriculture (USDA), and Housing Finance Corporations (HFCs) in its State Low Income Housing Plan and Annual Report. A copy of the most current report can be found online at <http://www.tdhca.state.tx.us/housing-center/pubs-plans.htm>. Information on local affordable housing or shelters units and targeting are often required of subgrantee program applicants, such as for Emergency Solutions Grant (ESG) Program or HOME Investment Partnerships (HOME) Program. Using these data sources, applicants can create appropriate targets and show opportunities for leveraging.

In addition, HOME and several other TDHCA programs strive to serve lower-income individuals and households that reside in areas that do not receive direct funding or capital from the federal government, such as rural areas or areas not in a Participating Jurisdiction (PJ). The needs of rural areas are considered in the development of programs and in the distribution of funds. Special considerations with respect to the implementation of scoring criteria or set-asides have been added to program rules and policies to encourage the participation of these areas.

Finally, TDHCA has several special needs populations that receive priority in its programs. Some of these populations were already discussed in the Needs Assessment. Special needs populations may include the elderly, frail elderly, persons with disabilities, persons with alcohol or other drug addiction, persons with HIV/AIDS, persons with Violence Against Woman Act (VAWA) protections (domestic violence, dating violence, sexual assault, or stalking), colonia residents, farmworkers, homeless populations, veterans, and public housing residents. Plans to meet these special needs are found in the Action Plan, Sections 15, 25 and 65.

**Provide an assessment of units expected to be lost from the affordable housing inventory for any reason, such as expiration of Section 8 contracts.**

This answer is provided only for TDHCA's inventory. For TDHCA units, the rental affordability periods vary based on program type, commonly ranging from 15 to 40 years. When analyzing current inventory

and affordability periods, approximately 5.8% of TDHCA's inventory is scheduled to expire within the next 5 years. Out of 257,579 active affordable units currently, subject to affordability restrictions, 14,837 (approximately 5.8%) are scheduled to expire from 2020-2024. However, some of these units will, at least temporarily, remain naturally affordable based on the local economics. Further, some of these rental properties could potentially extend their affordability periods by utilizing project-based vouchers, or applying for additional funding from TDHCA, or other local, state or federal funding providers. The practice of properties previously allocated housing tax credits applying for a new allocation of TDHCA funds is common under the at-risk set-aside in the 9% HTC Program, and is becoming more prevalent in the 4% HTC Program. Despite the proportion of units estimated to potentially be lost to affordability, TDHCA still expects to see a net gain in restricted affordable housing units, if the current multifamily development volume continues.

### **Does the availability of housing units meet the needs of the population?**

The housing units available in the state do not directly meet the needs of all of the Texas population if evaluating unit sizes in comparison to household sizes. According to the Needs Analysis Section 10, approximately 46% of the households in Texas are small families of two to four and approximately 43% of households are single persons. For Households under 80% of AMI 38% are small families of two to four and 50% of households under 80% of AMI are single persons. However, 98% of the housing units for owners and 68% of the housing units for renters are 2 or more bedrooms. There is a mismatch between unit sizes that smaller households and single persons may want, and what is available in the market. Because larger units are associated with higher costs this mismatch between the unit size and household sizes results in of housing units are costly for that portion of the population. This is supported by the data reflected in Needs Assessment section 10 that showed 36% of Texas households experienced cost burden problems.

As reflected in the Texas A&M Real Estate Center (the Center) building permit data for the 6-year period between 2012 and 2018, single family building permits, in Texas, increased by 55% while 2-4 family multifamily permits increased by 67%. During this time, buildings with five or more units saw a lower rate of increase with an increase of 16%. While the percentage of increase for multifamily permits is out pacing single-family permits, the actual raw numbers of single-family permits in 2017 was double that of all multifamily permits. Nationwide, permits increased at 64% and 53% for single-family and 2-4 Family respectively both higher rates than Texas. Permits for 5+ family developments nationwide increased 52% from 2012-2018 far above the rate in Texas. While nationwide 5+ family permits are higher than those in Texas, both in Texas and Nationwide 5+ family permits are roughly 20% higher than 2007 permit levels.

There is also a general shortage of housing in Texas. According to the Center, in January 2018 there was only a 3.3 month inventory of housing for sale, given no new construction, with a median purchase price of \$232,900. This low availability of inventory has been consistently under 4 months since 2013. Prior to 2013 the average was above 4 months going back to 1990.

Finally, there are unmet housing needs for populations with special needs, such as Persons with Disabilities. The American Housing Survey 2017 (AHS) estimates that, in Texas, out of approximately 9,623,000 households, 2,083,000 reported having at least one person with a disability. This represents approximately 21% of the households in Texas, which is consistent with the percentage of individual Texans with a disability in the American Community Survey Table S1810 in the Needs Assessment Section 10. Also per the Needs Assessment, approximately 6.5% of the population had an ambulatory disability.

### **Describe the need for specific types of housing:**

When combining the fact that 38% of households under 80% AMI consist of one to four persons and approximately half of those households consist of one person, with the fact that there is insufficient supply of units available in the market in those sizes, creating a resulting cost burden noted above and in Needs Assessment section 10, the type of housing that is in greatest need consists of affordable efficiencies and one bedroom units. Furthermore, if cost correlates with size, these units would be more affordable. More affordable small units would help address cost burden, which is experienced by 14% of households with incomes under 100% AMI, and severe cost burden which affects 14% of households under 100% AMI.

To adequately serve households with special needs specified in Needs Assessment Section 40, different types of housing may be needed. For example, for persons who were formerly homeless, single-room occupancy (SRO) housing could be a cost-effective way to provide affordable housing for single adults. However, the State recognizes that SROs may not be suitable for all special needs populations.

### **Discussion**

As noted above, even though federal limits for the CPD programs can reach 80% of AMI, Rider 5 directs a portion of the Department's housing assistance to households at 0-60% AMI, with a priority on those making 30% or less AMI. The state also focuses a majority of its HOME funding into rural areas. In this way the state's HOME funds can reach areas without direct access to Federal HOME funds of their own.

In Texas, there is a need for more affordable housing and more housing stock in general. There is a need for more multifamily developments to provide smaller units. This is evidenced by ACS data (table B11016) showing that there are 2.3 million single member households in Texas, but only 1.1 million units with one bedroom that are currently occupied (ACS table B25042). Additionally, the consistently low rates of housing inventory despite high growth in the production of new units indicates that there is high homebuyer demand. More details about each region can be found in the State Low Income Housing Plan and Annual Report, which is updated annually and available online at <http://www.tdhca.state.tx.us/housing-center/pubs-plans.htm>. As well as the [2019 State of Texas Analysis of Impediments to Fair Housing Choice found online at https://www.tdhca.state.tx.us/fair-housing/docs/19-AI-Final.pdf](https://www.tdhca.state.tx.us/fair-housing/docs/19-AI-Final.pdf).

Finally, there is a need for housing that is appropriate for special needs populations, such as Persons with Disabilities. By understanding which type of housing is lacking, the state can better direct funding into activities to serve the population. Further, the evaluation of substandard housing stock in Market Analysis Section 20 will warrant consideration in programming activities.

## MA-15 Cost of Housing – 91.310(a)

### Introduction

Housing affordability remains a significant problem for many low-income households. A report by the National Low Income Housing Coalition found that in no county in the U.S. can a person afford a one-bedroom unit at the local Fair Market Rent (FMR) when working full time at the minimum wage. On average in Texas, an individual would need to earn \$20.29 an hour in metro areas and \$14.77 an hour in non-metro areas working a forty-hour workweek to afford a two-bedroom apartment at FMR. The minimum wage under the federal Fair Labor Standards Act is \$7.25 (National Low Income Housing Coalition, 2019).

As the discussion of Housing Mismatch will illustrate, the majority of market-rate affordable housing is often occupied by persons in higher income levels. In addition, estimates of affordable housing supply by income category can be somewhat inflated. This is because affordability is computed for households at the top of each income range, meaning that households in the lower part of the income range would have to pay more than 30% of their income for some of the units which are considered affordable to them.

Major reasons for the lack of available affordable housing for many low-income households include housing size mismatches, the unequal geographic distribution of affordable housing units, and limitations on the supply of affordable housing because of occupation by higher income groups.

Finally, housing and transportation often comprise the largest parts of a household’s budget. Households that live near employment, shopping, restaurants, and other amenities can reduce their transportation costs by 10-16%. As the U.S. Department of Transportation reports, “While 69 percent of communities are affordable under the conventional definition (housing costs <30 percent of income), only 39 percent are affordable using a comprehensive definition (combined housing and transportation costs <45 percent of income).” While housing may be more expensive in city centers or near transit, the combined costs of housing and transportation in some cases may actually be lower in these areas than in suburbs or more rural areas that are auto-dependent (USDOT, n.d.). However, due to the complexity of transit systems and lack of comprehensive data, the analysis below focuses only on cost of housing and income in Texas.

### Cost of Housing

	Base Year: 2010	Most Recent Year: 2017	% Change
Median Home Value	123,500	151,500	23%
Median Contract Rent	625	789	26%

Table 38 – Cost of Housing

**Alternate Data Source Name:**

2010 Baseline; 2013-2017 ACS (Most Recent)

**Data Source Comments:** Data is all Texas related



Rent Paid	Number	%
Less than \$500	693,839	23.3%
\$500-999	1,900,340	55.5%
\$1,000-1,499	705,538	15.7%
\$1,500-1,999	193,417	3.7%
\$2,000 or more	86,239	1.8%
<b>Total</b>	<b>3,579,373</b>	<b>100.0%</b>

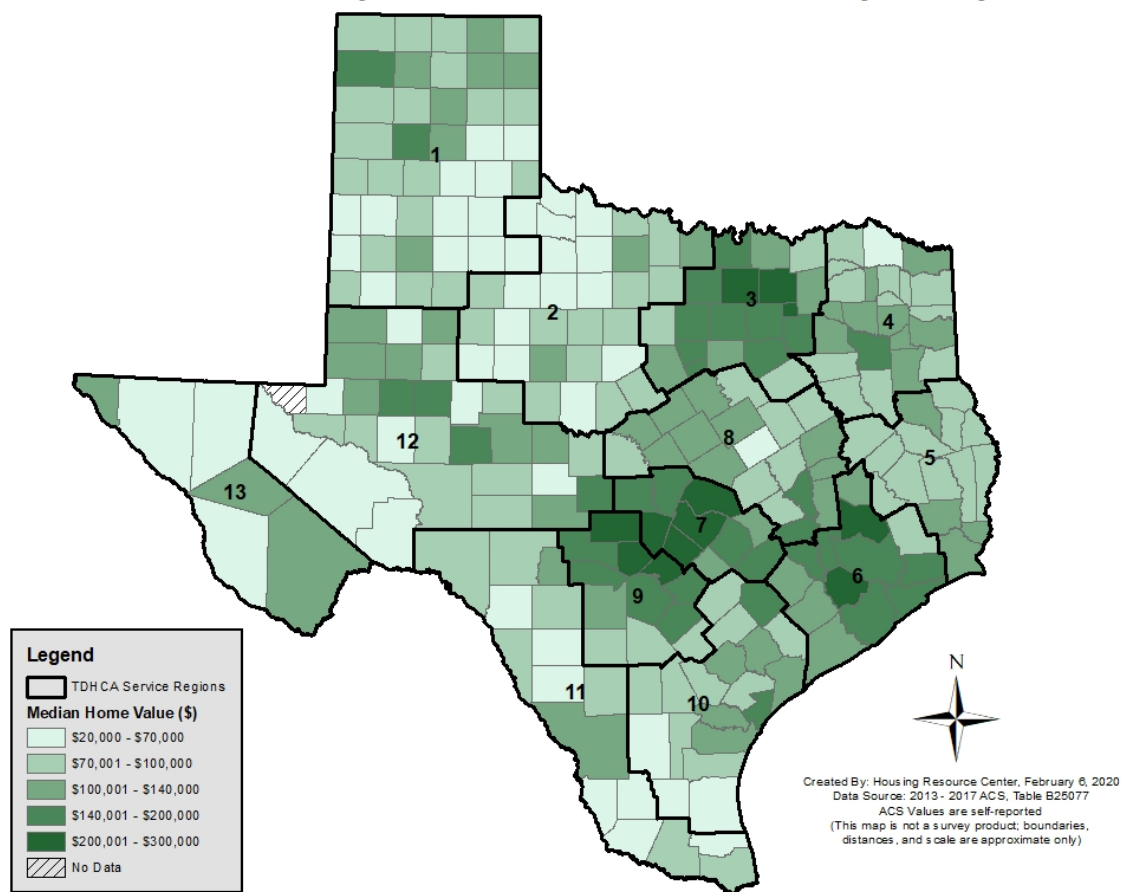
Table 39 - Rent Paid

Alternate Data Source Name:

2013-2017 ACS

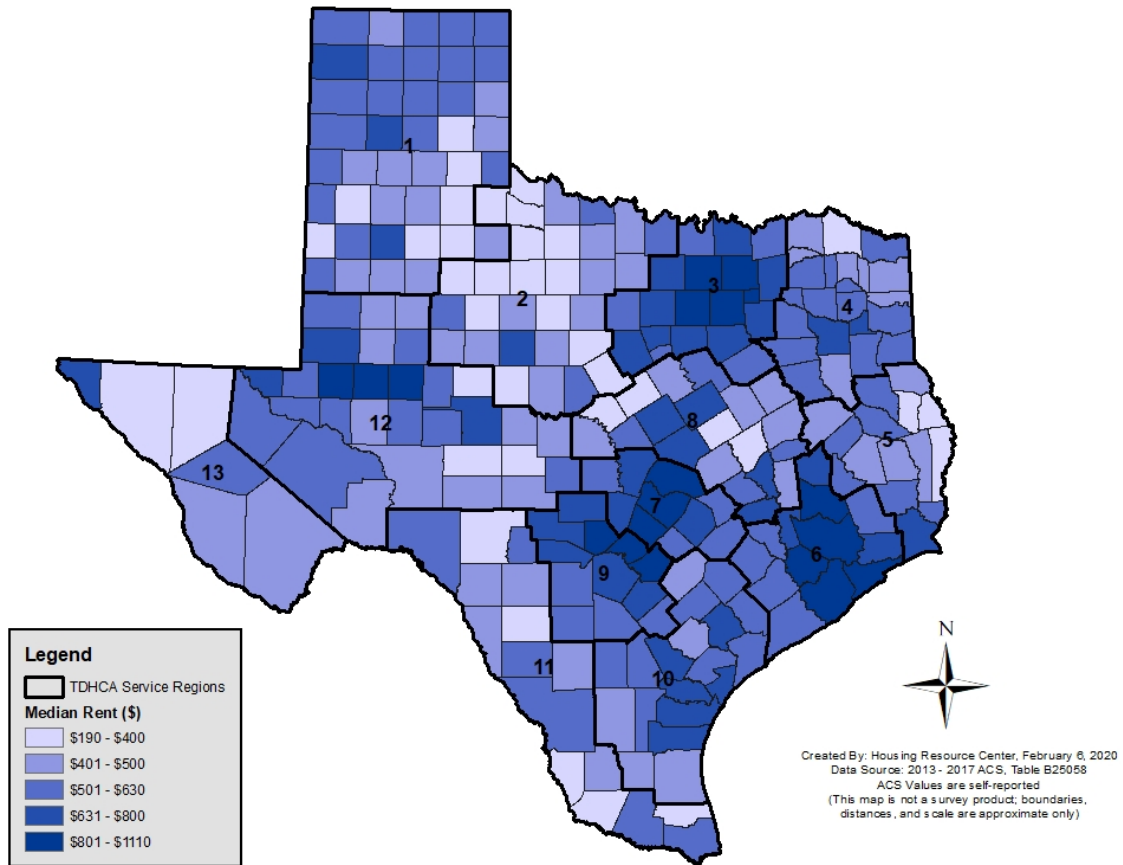
Data Source Comments: This number represents all occupied rental units in the State of Texas

### Market Analysis 15, Median Value of Homes by County



Map 3a

### Market Analysis 15, Median Rent by County



Map 3b

### Housing Affordability

% Units affordable to Households earning	Renter	Owner
30% HAMFI	176,900	No Data
50% HAMFI	686,960	653,245
80% HAMFI	1,928,355	1,544,425
100% HAMFI	No Data	2,130,475
<b>Total</b>	<b>2,792,215</b>	<b>4,328,145</b>

Table 40 – Housing Affordability

Alternate Data Source Name:  
 2012-2016 CHAS

	Renters earning 0-30% AMI	Renters earning >30-50% AMI	Renters earning >50-80% AMI	Renters earning >80-100% AMI	Renters earning >100% AMI

Rental affordable to households making 0-30% AMI	176,900	67,725	52,885	21,985	52,210
Rental affordable to households making >30-50% AMI	247,035	195,300	171,165	59,510	97,005
Rental affordable to households making >50-80% AMI	295,265	301,045	421,035	212,015	488,850
Rental affordable to households making >80% AMI	56,640	46,420	81,420	62,370	375,495

**Table 41 - Table 34a - Housing Mismatch - Renters CHAS 15C**

**Table 34a Notes**

Table shows number of units affordable to different levels of AMI that are occupied by renters at different AMI levels.

	Owners earning 0-30% AMI	Owners earning >30-50% AMI	Owners earning >50-80% AMI	Owners earning >80-100% AMI	Owners earning >100% AMI
Home value affordable to households earning 0-50% AMI	293,100	360,145	510,660	296,490	940,955
Home value affordable to households earning >50-80% AMI	74,800	98,315	207,405	159,845	1,060,135
Home value affordable to households earning >80-100% AMI	20,230	23,440	47,735	38,310	433,385
Home value affordable to households earning >100% AMI	38,570	36,625	72,205	51,795	945,030

**Table 42 - Table 34b - Housing Mismatch - Owners CHAS 15A & B**

**Table 34b Notes**

Table shows number of units affordable to different levels of AMI that are occupied by owners at different AMI levels.

### Rental Housing Mismatch

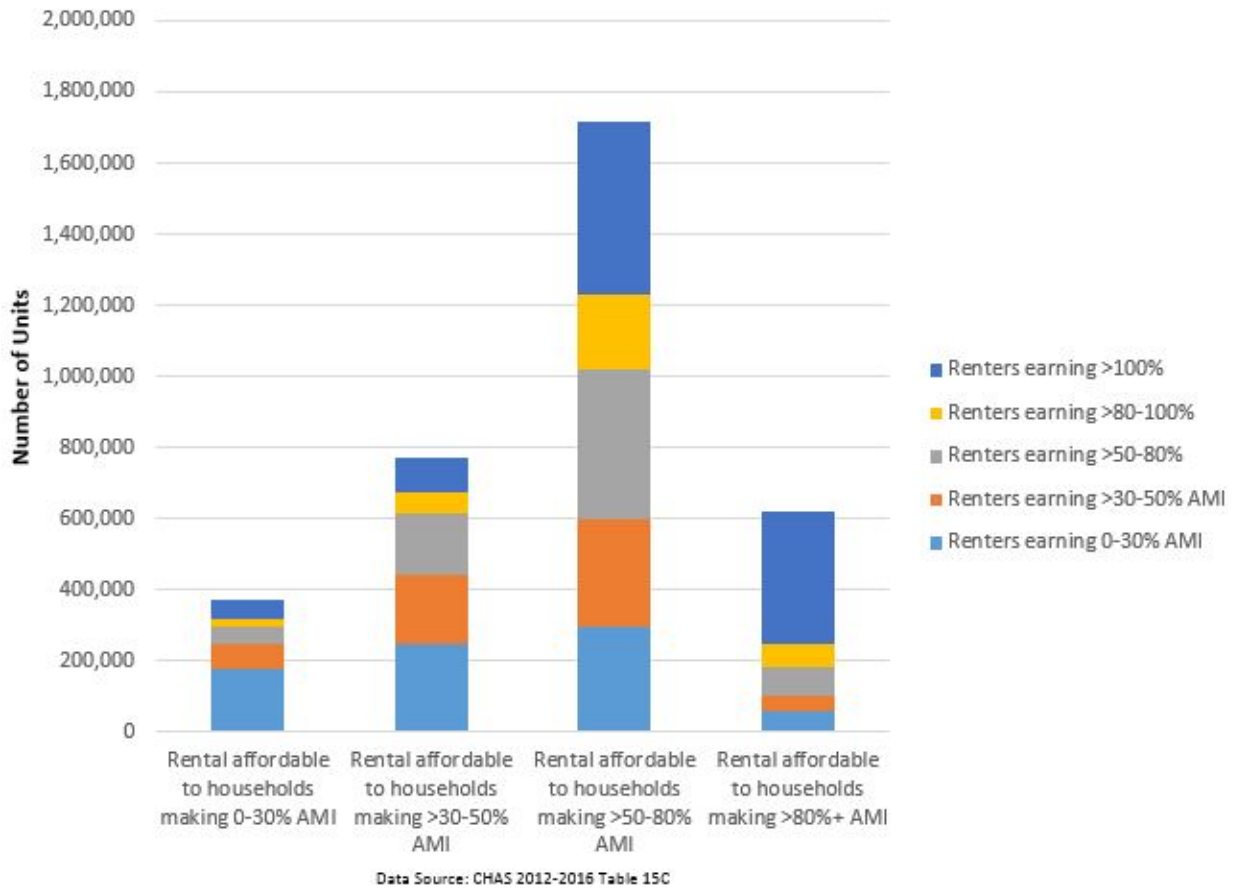
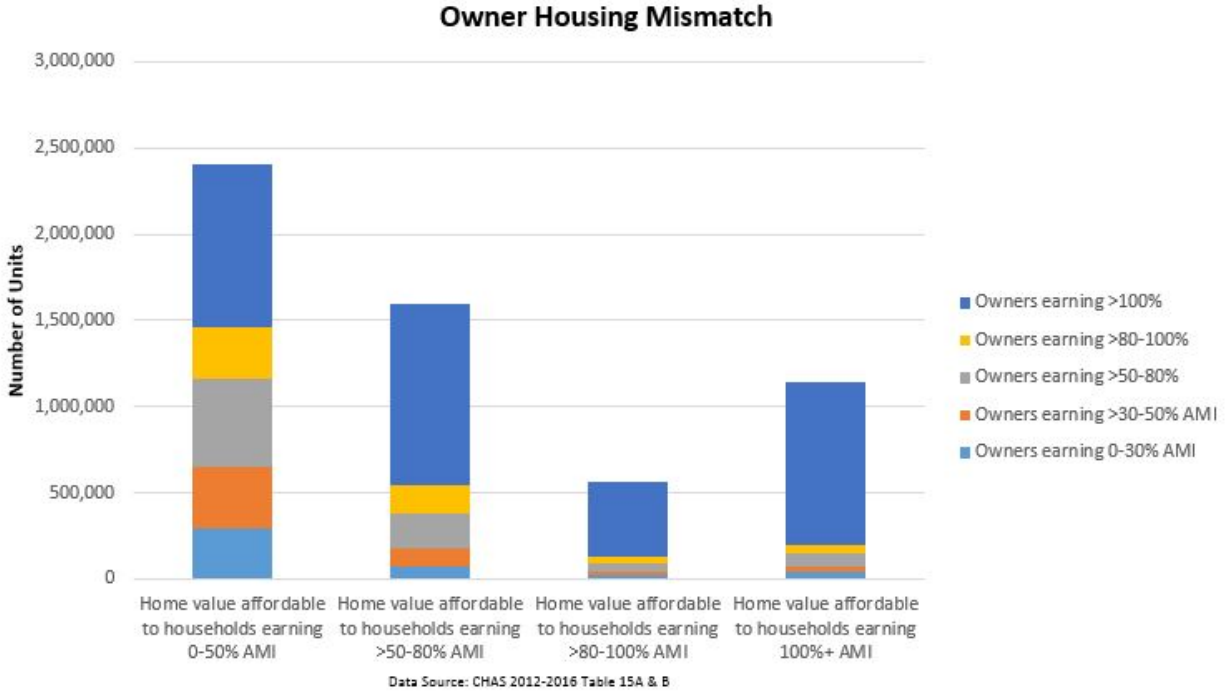


Chart 34c



**Chart 34d  
Disaster Recovery**

As outlined in detail in each of the Action Plans for the supplemental disaster assistance, found on the Texas General Land Office website, the State of Texas had huge recovery efforts from each of the events in which it received funding. While most programs are under way, there remains unmet need that will still exceed the funds available to the State. This can be evidenced by the remaining unmet need in Action Plans related to each disaster event. Please refer to each program's Action Plan or the disaster recovery divisions most current Quarterly Progress Report for specific details <https://recovery.texas.gov/action-plans/index.html>

**Monthly Rent**

Monthly Rent (\$)	Efficiency (no bedroom)	1 Bedroom	2 Bedroom	3 Bedroom	4 Bedroom
Fair Market Rent	0	0	0	0	0
High HOME Rent	0	0	0	0	0
Low HOME Rent	0	0	0	0	0

**Table 43 – Monthly Rent**

Data Source Comments:

**Is there sufficient housing for households at all income levels?**

As seen in tables 34a and 34b above, there were approximately 775,840 renter households at 0-30% Area Median Income (AMI) in Texas from 2012-2016. During this same period, there were 371,705 rental units affordable to households in this income level in the supply of housing units but only 176,900 were actually accessed by households earning at 0-30% AMI. This results in a shortage of 598,940 rental units for this income group. Continuing with this comparison, there were 610,490 renter households with incomes in the >30-50% AMI category, and only 263,025 affordable rental units actually accessed by this income category (a shortage of 347,465); there were 726,505 renter households with incomes in the >50-80% category and 645,085 rental units accessed by renters in this income category (a shortage of 81,420 units). This shows that there is a shortage of affordable rental housing for all households under 80% of AMI; 49% of all renter households under 80% AMI are cost burdened. There is an even higher cost burden for renter households under 30% AMI, with 77% of those households cost burdened.

Because there is no data for the 0-30% AMI category for owner housing stock, the impact of the analysis is not as compelling; there was a sufficient supply of units that were affordable to households earning 0-50% and >50-80% AMI. There was no data showing how many units were affordable to households making 0-30% AMI. These figures do not take geography into consideration; affordable units may not exist where households want to live (TDHCA, 2019).

As seen in Map 3a and 3b, the median rents are highest in the Metroplex, Capital, Gulf Coast, Alamo, and parts of the Permian Basin and Coastal Bend regions. These are the regions with many of the largest metropolitan statistical areas in the state. The lowest median rents are in the Northwest Texas, Southeast Texas, South Texas Border, and West Texas regions. The highest median home values are in many of the same regions with the highest rent and the areas with the lowest median home values are many of the same regions as the lowest median rents.

Tables 34a and 34b about housing mismatch compare demand and supply of affordable housing by looking at the number of occupied households and housing units in different affordability categories. Higher income households, preferring to spend less on housing, often reside in units that could be affordable to the lowest-income households. Households that have incomes greater than 80% AMI can afford units in any of the defined affordability categories for renters, but more than 50,000 of them live in units affordable to households at 30% AMI. One result of this dynamic is that as households at higher income take market rate affordable units, higher cost units are those that remain available for low-income households.

Bar charts 34c and 34d show the housing mismatch visually and illustrate the housing market interaction of various income groups and housing costs. These charts also illustrate the housing market mismatch between housing units and income groups. Very low-income rental households (0-30% AMI) account for less than half of all the occupants of housing that is affordable to them. All low-income households (0-80% of AMI) make up only 67% of all households occupying housing affordable to them. Note that these units reflect market-rate affordability, and not solely government-monitored affordable units. These figures illustrate housing market mismatches as well as an implicit cost burden for those households that are residing in units beyond their affordability category. Housing mismatch shows that the supply of

affordable housing does not sufficiently address the demand for low-income housing. The analysis indicates that additional affordable housing options may be needed for households with lower incomes.

### **How is affordability of housing likely to change considering changes to home values and/or rents?**

One way to measure affordability is to compare median income to median housing costs. According to the U.S. Census ACS 2010 Table B25119, median income for owners in Texas was \$63,684 and for renters was \$31,041. For the 2013-2017 American Community Survey Table B25119, the median household income was \$73,712 for owners and \$37,958 for renters. Between 2010 and 2017, this represents a 15.7% increase for owners, and a 22% increase, for renters. Both of these increases are smaller than the corresponding median housing and rent increases during the same period, showing that affordability is decreasing as housing price increases are out pacing wage increases.

Another way to measure affordability is to use the Housing Affordability Index from Real Estate the Center at Texas A&M. This index reflects the ratio of median family income to the income required to qualify for a fixed-rate mortgage loan at an 80% loan to value to purchase the median-priced home; the higher the affordability index, the more affordable the Multiple Listing Service (MLS) Area. From 2013 to 2018, 100% of the MLS Areas in Texas had a higher index in 2013 than in 2018, showing a statewide decrease in affordability.

One example of affordability change is in Austin. Austin's index was 2.54 in 2013, and decreased to 1.86 in 2018. During this same period, the Center shows Austin's median income of \$73,200 in 2013, and \$86,000 in 2018 (a 17% increase from 2013). The median cost of housing (ACS Table GCT2510) was \$234,800 in 2013, and \$332,700 in 2017 (41.7% increase from 2013). This MSA illustrates the interplay of housing costs and income.

For renters, the American Community Survey 1-year estimates (Table DP04) show that the percentage of renters with cost burden in Texas was steady at 47% in 2013 and 2017. Given the increase in median incomes reported by the Center, it could have been expected to see a reduction in cost burden. However, the fact that it remained constant supports that there is a continuing lack of affordable housing for renters.

Housing costs are often greatly impacted by local economies. While the regional economies are considered below, one economic trend crosses several regions: the boom occurring in the Eagle Ford Shale. The Shale's impact area crosses 21 counties, with significant oil production occurring in 15 of the counties. Ten of these counties are in the Coastal Bend region, six are in the South Texas Border region and five are in the Alamo region. The 2014 economic impact was approximately \$123 billion, supporting 191,000 jobs at the height of the oil boom in the impact area (Tunstall, 2017). The impact of production in the area fell to \$49.8 billion in 2016 after the fall off from the boom; even reduced, this activity still provided 108,000 jobs during that period. Several of the counties in the Shale experienced housing shortages due to the new oil production activity, "The influx of non-local workers to support the oil and

gas industry did not find enough lodging or housing facilities, this generated an expansion in the number of hotels in the area” (Tunstall, 2017).

A result of the oil boom and subsequent leveling of the economic impact has left many non-oil industry residents of these areas in the middle of a housing affordability crisis; housing that previously was naturally occurring affordable housing increased their rental rates to house oil workers. Industry leaders and local development groups have reached out to TDHCA over the past years trying to identify solutions for providing affordable housing to teachers and service industry workers in oil boom areas. Many are unable to afford the market rate units in their towns due to the high rent being charged that oil industry workers may be able to pay but the local public cannot pay.

## **Discussion**

As noted above, the age of the housing stock provides an indication of its relative condition. Older units are more likely to require repairs, are more costly to repair and renovate, may not contain desired amenities, and are more likely to contain lead paint hazards than more recently constructed units. According to a University of Texas at Austin study on community and regional planning, “redevelopment often threatens older apartments, built in the 1970s and early 1980s during a building boom fostered by federal tax incentives. While often these aging apartments are a poor fit for the family households who inhabit them, they have become the largest stock of rental housing affordable to very low income residents” (Mueller). Further, rental vacancy rates have dropped from 10.9% in 2010, to 8.5% in 2017. As indicated in Table 39, Decline in Vacancy rates, Texas has seen a steady decline in the rental vacancy rate since 2010.



## **MA-20 Condition of Housing – 91.310(a)**

### **Introduction:**

The State of Texas has a large percentage of owner occupied (78%) and renter occupied (53%) housing in the state with no American Community Survey or HUD defined Housing Conditions, as seen in Table 7 below. ACS and HUD use these conditions to determine if a household's housing is causing a burden. The four conditions are, the unit lacks a kitchen or plumbing, there is more than one person per room signaling overcrowding and the household has a cost burden greater than 30%, meaning they spend more than 30% of their income on housing. Less than one percent of both owner and renter occupied housing units experience three or more substandard housing conditions. The most common housing condition experienced by both owners and renters, in Texas, is cost burden.

In addition to the surveyed housing conditions mentioned above, the prevalence of homes in Texas that could have lead based paint account for roughly 40% of owner occupied housing units and 42% of renter occupied housing units as seen in Table 8 below. In 1978, lead-based paint was banned for use in housing. Lead-based paint poses the greatest danger during deterioration. Children under the age of six years old are the most at risk because they tend to put their hands or objects, which may have lead dust, into their mouths, and also may absorb more lead because of their growing bodies (Centers for Disease Control and Prevention, 2013).

As seen in Map 4 below, the highest concentration of units built prior to 1980, before 1980 is the closest segment noted by both ACS and CHAS data, is in the Texas panhandle and West Texas. Many counties in these areas had over 75% of their owner and renter occupied housing stock built prior to 1980.

### **Definitions**

#### **Single Family**

The State currently defines "standard condition" of housing as properties that meet Texas Minimum Construction Standards for single-family development which comports with HUD's property standards as revised in 2013. Standard condition for multifamily developments is defined as meeting Uniform Physical Condition Standards (UPCS).

"Substandard condition but suitable for rehabilitation" refers to properties that do not meet the above standards but are not sufficiently deteriorated to justify demolition or replacement. These definitions refer to the condition of properties prior to the receipt of assistance. The concept of "not sufficiently deteriorated" is intentionally left with some flexibility for considering situations case by case.

#### **Multifamily**

The TDHCA's Compliance Division inspects all HOME rental developments for compliance with UPCS unless local codes exceed the UPCS requirements in which case the Compliance Division inspects for local codes.

### Condition of Units

Condition of Units	Owner-Occupied		Renter-Occupied	
	Number	%	Number	%
With one selected Condition	1,258,885	22%	1,543,310	44%
With two selected Conditions	51,949	1%	148,017	4%
With three selected Conditions	2,996	0%	5,243	0%
With four selected Conditions	211	0%	298	0%
No selected Conditions	4,537,005	79%	1,882,505	53%
<b>Total</b>	<b>5,851,046</b>	<b>102%</b>	<b>3,579,373</b>	<b>101%</b>

**Table 44 - Condition of Units**

**Alternate Data Source Name:**

2013-2017 ACS

**Data Source Comments:** Please note HUDs system does not allow for decimal places so numbers under 0.5% have been rounded down and above 0.5% up.

### Year Unit Built

Year Unit Built	Owner-Occupied		Renter-Occupied	
	Number	%	Number	%
2000 or later	1,653,870	29%	832,190	23%
1980-1999	1,822,880	32%	1,215,250	34%
1950-1979	1,367,325	24%	1,007,755	28%
Before 1950	921,390	16%	486,895	14%
<b>Total</b>	<b>5,765,465</b>	<b>101%</b>	<b>3,542,090</b>	<b>99%</b>

**Table 45 – Year Unit Built**

**Alternate Data Source Name:**

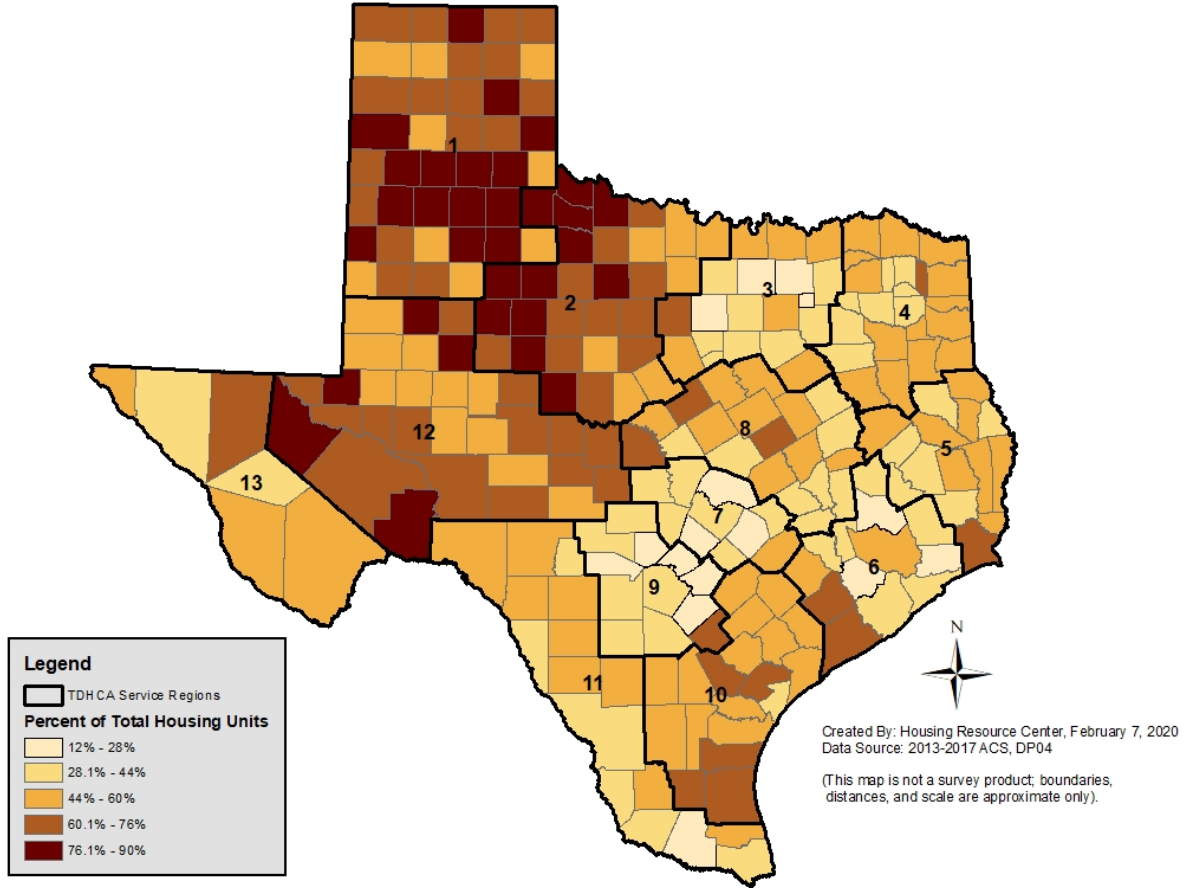
2012-2016 CHAS

**Data Source Comments:** The number of units within the given time period in which housing occupied by Owners and Renters was created.

	0-30% AMI	30-50% AMI	50-80% AMI	80-100% AMI	100%+ AMI	Total
Owner	233,015	280,565	411,950	247,100	1,116,075	2,288,705
Renter	386,840	296,090	325,795	144,885	341,045	1,494,655

**Table 46 - Table 37a - Renters - Owners Living in Housing Built Before 1980**

## Market Analysis 20, Housing Built Before 1980 by County



**Map 4**

### Risk of Lead-Based Paint Hazard

Risk of Lead-Based Paint Hazard	Owner-Occupied		Renter-Occupied	
	Number	%	Number	%
Total Number of Units Built Before 1980	2,288,715	40%	1,494,650	42%
Housing Units build before 1980 with children present	1,106,870	19%	666,575	19%

**Table 47 – Risk of Lead-Based Paint**

Data Source: 2011-2015 ACS (Total Units) 2011-2015 CHAS (Units with Children present)

### Table 38 - Notes

Data in chart could not be updated to most recent due to IDIS limitations, see table 9a for information on young children living in homes built prior to 1980.

Households with Children Living in Pre-1980 Housing	0-30% AMI	30-50% AMI	50-80% AMI	80-100% AMI	100%+ AMI	Total
Owner	27,870	39,005	61,100	36,585	143,425	307,985
Renter	106,285	82,480	78,060	29,760	55,720	352,305

**Table 48 - Table 38a - Households with Children Living in Pre-1980 Housing**

### \*Housing built before 1980

Please note, while it would be helpful to show the number of housing units built before 1978 (since that would be the first year that new housing would be built without lead-based paint), the closest year that the census has regarding new housing built during that time period is 1980.

	2010 Decennial Census	2014 American Community Survey	015 American Community Survey	016 American Community Survey	017 American Community Survey
Homeowner Vacancy Rate	2.1%	1.6%	1.7%	1.6%	1.7%
Rental Vacancy Rate	10.9%	7.3%	7%	7.7%	8.5%

**Table 39 - Vacancy Rates from 2014-2017 in Texas**

### Disaster Recovery

As outlined in detail in each of the Action Plans for the supplemental disaster assistance, found on the Texas General Land Office website, the State of Texas has undertaken significant recovery efforts from each of the events for which it received funding. Those documents provide disaster specific Needs Assessments and address the estimated condition of units in need of repair. Please refer to each program's Action Plan or the disaster recovery divisions most current Quarterly Progress Report for specific details: <https://recovery.texas.gov/action-plans/index.html>.

### Need for Owner and Rental Rehabilitation

The age of the housing stock can often provide an indication of its relative condition. Older units are more likely to require repairs, are more costly to repair and renovate, may not contain desired amenities, and are more likely to contain lead paint hazards than more recently constructed units.

Table 36 lists housing units with one or more of four conditions, with those four conditions including (1) lack of complete plumbing facilities, (2) lack of complete kitchen facilities, (3) more than one person per room, and (4) cost burden greater than 30%. There is a much higher percentage of owner-occupied units without any housing conditions (76%) than renter-occupied units (52%). In addition, Table 37 shows the year units were built by occupancy. The percentage of owners and renters is very similar for each date range of built units.

The analysis of the condition of Texas's housing stock includes evaluating the amount of vacant and abandoned housing units and their suitability for rehabilitation. According to 2017 American Community Survey Data, approximately 1,115,204 housing units in Texas, (10.2%) are considered vacant. While Table 39, Vacant Units, generated by HUD, reflects only zeroes, according to the US Census, the definition of a vacant housing unit is one in which no one is living at the time of the interview. A vacant unit may be one which is entirely occupied by persons who have a usual residence elsewhere.

Not all vacant housing units are abandoned. However, due to the size of the state and the complexity of assessing abandoned housing units, the State does not currently have an estimate for the number of abandoned housing units in Texas.

### **Estimated Number of Housing Units Occupied by Low or Moderate Income Families with LBP Hazards**

According to Table 37 above, there are 3,755,351 housing units in Texas that were built before 1980, many of which potentially contain lead-based paint. Of these homes, 1,479,129 are occupied by renters and 2,276,222 are occupied by owners.

According to 2011-2015 Comprehensive Housing Affordability Strategy (CHAS) Table 13, there are 927,950 homeowners with incomes at 0-80% AMI living in homes built before 1980 and 1,004,415 renters with incomes at 0-80% AMI living in homes built before 1980. Also more renters with 0-80% AMI live in housing built before 1980 than renters with incomes above 80% AMI. This may be because housing built before 1980 is less expensive than newer houses. However, 60% of owners that live in houses built before 1980 have incomes over 80% AMI. This appears to run contrary to the renter data until looking at the total number of homeowners: 5,693,770. This may have to do with the fact that more owners are in the 80+% AMI category (3,894,140 households) than the 0-80% AMI category (1,757,795 households). Finally, there are 40% of owners living in housing that is pre-1980, and 48% of renters living in housing that is pre-1980.

There are 671,365 households with children under six years old living in pre-1980 housing, which is almost equal between renters (354,255 households) and owners (317,110 households). However, when looking at AMI categories, renters in the 0-80% AMI have much higher numbers of households with children living in pre-1980 housing, at just over two renters to every owner: 270,345 renters with children in the 0-80% AMI category living in pre-1980 housing compared to 133,050 owners with children in the 0-80% AMI category living in pre-1980 housing.

### **Discussion:**

As noted above, the age of the housing stock provides an indication of its relative condition. Older units are more likely to require repairs, are more costly to repair and renovate, may not contain desired amenities, and are more likely to contain lead paint hazards than more recently constructed units. According to a University of Texas at Austin study on community and regional planning, “redevelopment often threatens older apartments, built in the 1970s and early 1980s during a building boom fostered by federal tax incentives. While often these aging apartments are a poor fit for the family households who inhabit them, they have become the largest stock of rental housing affordable to very low income residents” (Mueller). Further, rental vacancy rates have dropped from 10.9% in 2010 to 8.5% 2017. As indicated in Table 39, Decline in Vacancy rates, Texas has seen a steady decline in the rental vacancy rate since 2010.



## MA-25 Public and Assisted Housing – (Optional)

### Introduction:

TDHCA serves as a Public Housing Authority (PHA) with authority to issue up to 1,540 Section 8 HCVs, but has available funds to administer only approximately 840.

### Totals Number of Units

	Program Type								
	Certificate	Mod-Rehab	Public Housing	Vouchers					
				Total	Project-based	Tenant-based	Special Purpose Voucher		
							Veterans Affairs Supportive Housing	Family Unification Program	Disabled *
# of units vouchers available				833		833	43	0	63
# of accessible units									

\*includes Non-Elderly Disabled, Mainstream One-Year, Mainstream Five-year, and Nursing Home Transition

Table 49 – Total Number of Units by Program Type

Alternate Data Source Name:  
PIC (PIH Information Center)

### Describe the supply of public housing developments:

Describe the number and physical condition of public housing units in the jurisdiction, including those that are participating in an approved Public Housing Agency Plan:

TDHCA's PHA Plan does not include physical units.

### Describe the Restoration and Revitalization Needs of public housing units in the jurisdiction:

TDHCA's PHA Plan does not include physical units.

Describe the public housing agency's strategy for improving the living environment of low- and moderate-income families residing in public housing:

These are included in Strategic Plan Section 50.

### Discussion:

Please refer to Strategic Plan Section 50.

## MA-30 Homeless Facilities – 91.310(b)

### Introduction

According to HUD's 2019 Housing Inventory Count Report for Texas Continuum of Care (CoCs), there are 18,271 year-round beds (Emergency Shelter, Transitional Housing, and Safe Haven) in Texas. Of those, 13,383 are Emergency Shelter beds, 4,776 are Transitional Housing beds, and 112 Safe Haven beds. Texas also has 21,705 year-round Permanent Supportive Housing beds.

While this Market Analysis section focuses on Homeless Facilities, it should be noted that in terms of market dynamics, it has been shown that rapid re-housing or homelessness prevention can result in lower costs to the homeless services providers. For example, in a study of rapid re-housing done by the Urban Institute highlighted the cost savings of Rapid Rehousing to the overall Homeless Prevention system. They found that “the average monthly cost of rapid re-housing, including financial assistance, staffing, and overhead, was \$880, significantly lower than transitional housing (\$2,706) or emergency shelter (\$4,819). The average rapid re-housing cost per stay (\$6,578) was also far lower than transitional housing (\$30,336) or emergency shelter (\$16,829). Put another way, offering rapid re-housing provided the same outcomes as usual care and cost 10 percent less. These savings are important. The difference of \$4,023 multiplied across all homeless families entering shelter, could result in substantial savings to the system” (Batko & Cunningham, 2018).

### Facilities Targeted to Homeless Persons

	Emergency Shelter Beds		Transitional Housing Beds	Permanent Supportive Housing Beds	
	Year Round Beds (Current & New)	Voucher / Seasonal / Overflow Beds	Current & New	Current & New	Under Development
Households with Adult(s) and Child(ren)	7,744	642	2,597	4,532	0
Households with Only Adults	10,216	642	2,156	9,537	0
Chronically Homeless Households	0	0	0	7,601	0
Veterans	1,219	0	519	5,345	0
Unaccompanied Youth	855	0	376	129	0

**Table 50 - Facilities Targeted to Homeless Persons**

**Data Source**

Counts based on HUDs 2019 CoC Homeless Assistance Programs Housing Inventory Count Report

**Comments:**



**Describe mainstream services, such as health, mental health, and employment services to the extent those services are used to complement services targeted to homeless persons**

Texas Health and Human Services Commission (HHSC): Family Violence Program. Family violence centers are located throughout the state and provide services to victims of family violence. Services for victims include 24-hour hotline guidance, information and referral services, legal services, counseling, transportation services, and assistance in obtaining medical care and job training. Selected family violence centers provide temporary shelter services.

Texas Department of State Health Services: Projects for Assistance in Transition from Homelessness (PATH). PATH funds are used for administration of homelessness prevention services and mental health crisis services. Funds are available to subdivisions of the State of Texas, units of local government and nonprofit entities.

U.S. Department of Veterans Affairs (VA): Comprehensive Homeless Centers. Comprehensive Homeless Centers offer a full range of VA homeless services and coordinate with non-VA service providers to assist homeless veterans.

TDHCA administers three programs for persons who are homeless or are at risk of becoming homeless: HHSP, EH, and ESG programs.

**Homeless Housing and Services Program (HHSP)**

Homeless Housing and Services Program (HHSP). Funded with state appropriated funds, HHSP's purpose is assisting regional urban areas in providing services to homeless individuals and families, including services such as case management, and housing placement and retention. TDHCA distributes these funds to cities with populations larger than 285,500 persons per the latest U.S. Census figures, which are currently the nine largest cities in Texas or organizations named in their stead by those nine cities. Each city operates HHSP differently. Some provide funding to nonprofit homeless services providers who administer direct services, while others use the funds to repair or rehabilitate existing shelters or to produce more beds within their service area. The funded organizations may change yearly, and an updated list can be found online at <https://www.tdhca.state.tx.us/home-division/hhsp/index.htm>. Some examples of services and facilities funded with HHSP are described below:

Mother Teresa Shelter - The Mother Teresa Shelter facility provides breakfast, morning and afternoon snacks, and gives access to showers, laundry facilities, use of the telephone, and storage areas for personal belongings, mail receipt, and access to employment opportunities.

City of Fort Worth –The City of Fort Worth utilizes HHSP funds to provide permanent supportive housing to chronically homeless persons through the Directions Home program. Households are provided with case management services, and assisted with rental assistance, moving costs, fees and deposits. Clients are all referred through the coordinated entry system. See more below.

**List and describe services and facilities that meet the needs of homeless persons, particularly chronically homeless individuals and families, families with children, veterans and their families, and unaccompanied youth. If the services and facilities are listed on screen SP-40 Institutional Delivery Structure or screen MA-35 Special Needs Facilities and Services, describe how these facilities and services specifically address the needs of these populations.**

#### Ending Homelessness (EH) Fund

Created during the 85th Legislative Session, the Fund officially launched in January 2018 through coordination between TDHCA and the Texas Department of Motor Vehicles. From its launch through July 2019, contributions to the Fund totaled more than \$230,000. Maximizing every dollar graciously donated by Texans, TDHCA works to leverage contributions with the current federally funded ESG Program and state-funded HHSP.

In October 2019, the TDHCA Governing Board approved the first distribution of funds through the EH Fund. The Fund provides an opportunity for Texans to donate to the state's efforts at combatting homelessness when completing their first-time Vehicle Registration or Vehicle Registration Renewal.

The Cities of Arlington, Austin, Dallas, El Paso, Plano and Texarkana were the first to receive the \$35,000 grants, which will help further such services as homeless assistance, prevention, emergency shelter operations, and case management.

#### Emergency Solutions Grant (ESG) Program

TDHCA's ESG funds homeless services providers throughout the state that provide direct services to persons and families who are homeless or at risk of becoming homeless. This assistance can take the form of street outreach, emergency shelter, day shelters that provide services to chronically homeless individuals and at risk persons, rapid re-housing, and homelessness prevention. The funded organizations may change yearly, and an updated list can be found online at <https://www.tdhca.state.tx.us/home-division/esgp/index.htm>. Some examples of services and facilities are described below:

Friendship of Women, Inc. Brownsville – The Friendship of Women's mission is to promote safe and healthy families by allowing women, children, and men to live secure and violence-free. The Friendship of Women provides counseling to victims of domestic violence, temporary housing, food, education, relocation services, and shelter services to victims of abuse and their children.

Salvation Army-Corpus Christi – The Salvation Army of Corpus Christi has a number of transitional and emergency housing options. They currently are the only shelter program on the Texas Gulf Coast that can house intact families in the same semi-private apartment. Locations include emergency shelters that make provision for men, women, and families where possible.

Advocacy Outreach – Elgin – *Serving Bastrop County and surrounding rural areas*, houses a free Thrift Store, learning center, day shelter for those in need, and advocacy services to help clients prevent or overcome homelessness, increase financial stability, address health needs or personal crises.

## **MA-35 Special Needs Facilities and Services – 91.310(c)**

### **Introduction**

Through a broad range of statewide programs and coordination efforts between several State agencies, Texas provides facilities and services that assist persons who are not homeless but who require supportive housing and programs.

The State is aware that the Supreme Court's decision in the *Olmstead* case maintained that unnecessary segregation and institutionalization of people with disabilities is unlawful discrimination under the Americans with Disabilities Act (ADA). The Fair Housing Act, Section 504 of the Rehabilitation Act, ADA, and §2306.514 of the Texas Government Code provide mandates for accessible residential housing for persons with disabilities. Housing developers may also choose to provide “adaptive design” or “universal access” housing, which promotes uniform standards in the design, construction, and alteration of structures that include accessibility or simple modification for individuals with a disability.

One special need population especially relevant to the State's Consolidated Plan is Persons Living with HIV (PLWH) and their households. The Housing Opportunities for Persons with AIDS (HOPWA) Program is the only Federal program dedicated to the housing needs of PLWH. Under the HOPWA Program, HUD makes grants to local communities, States, and nonprofit organizations for projects that benefit low-income PLWH and their households. The Texas Department of State Health Services (DSHS) administers the State's HOPWA formula program, which provides Tenant-Based Rental Assistance (TBRA), Short Term Rent or Mortgage, and Utility (STRMU), Permanent Housing Placement (PHP), Facility-Based Housing Assistance (FBHA), Supportive Services, and Housing Information Services. The goals of the DSHS HOPWA Program are to help low-income PLWH and their households establish or maintain affordable and stable housing, reduce their risk of homelessness, and improve their access to health care and supportive services. The DSHS HOPWA Program is situated within a comprehensive network of core medical and support services entities funded in part by the DSHS HIV Care Services Group including outpatient/ambulatory health services, oral health services, premium and cost sharing assistance services, Texas HIV Medication Program (THMP) services and many others. PLWH who are new to care or have returned to care are screened for housing needs during intake and routine appointments.

TDHCA assists persons who are not homeless but who require supportive housing through a wide variety of programs. For this Plan, most detail is given for the HOME Investment Partnerships Program (HOME) and Emergency Solutions Grant (ESG) program because this document guides the activities for those funding sources. TDHCA also has programs provide persons returning from mental and physical health institutions with appropriate supportive housing. The Housing Choice Voucher Project Access, HOME TBRA and Section 811 Project Rental Assistance (PRA) Demonstration programs assist persons returning from institutions. The Housing and Health Services Coordination Council (HHSCC) works to increase state efforts to offer Service-Enriched Housing through increased coordination of housing and health services. HHSCC seeks to improve interagency understanding and increase the number of staff in state housing and health services agencies that are conversant in both housing and services.

Regarding services, the mission of the Texas Health and Human Service (HHS) system is to make a difference in the lives of the people they serve by improving the health, safety and well-being of Texans through good stewardship of public resources.

Finally, the Texas Veterans Commission administers the Housing4TexasHeroes program, or H4TH, which focuses on veterans as its special needs population.

### HOPWA Assistance Baseline Table

Type of HOWA Assistance	Number of Units Designated or Available for People with HIV/AIDS and their families
TBRA	669
PH in facilities	0
STRMU	512
ST or TH facilities	46
PH placement	414

**Table 51 – HOPWA Assistance Baseline**

**Alternate Data Source**

**Name:**

HOPWA CAPER

**Data Source Comments:** HOPWA CAPER and HOPWA Beneficiary Verification Worksheet

**To the extent information is available, describe the facilities and services that assist persons who are not homeless but who require supportive housing, and programs for ensuring that persons returning from mental and physical health institutions receive appropriate supportive housing**

The state provides several options for persons who are returning from or exiting institutions into the community. These include HOPWA, HOME, Project Access, Section 811 PRA, and mental health supportive housing programs.

Individuals who exit an institution and enroll in the DSHS HOPWA Program receive housing case management services, a type of HOPWA supportive service. Housing case management is a central component of HOPWA supportive services and key to successful program outcomes for housing stability and access to care. The core functions of housing case management include engagement, assessment, goal-setting, service coordination, and discharge planning. While the DSHS HOPWA Program does not specifically target persons returning from mental and physical health institutions, Project Sponsors must conduct ongoing assessments of the supportive services required by households enrolled in the program. This ensures that households are connected with appropriate HOPWA-funded or leveraged supportive services (e.g., core medical and support services funded in part by the DSHS HIV Care Services Group).

TDHCA's HOME Single Family Division sets aside funding for persons with disabilities. Awards made under this set-aside can be used to provide rental assistance for persons with mental, physical, intellectual or developmental disabilities, including those exiting institutions as discussed below.

Texas also operates the Project Access Program with its Housing Choice Voucher Program. This program is operated in collaboration with the Money Follows the Person grant received by the State of Texas and assists individuals exiting institutions with a voucher.

Texas has been actively implementing the HUD Section 811 PRA Program since 2015. This program provides project-based supportive housing for persons with disabilities serving three target populations: individuals transitioning out of institutions, people with serious mental illness and youth and young adults with disabilities transitioning out of foster care. Individuals in the target population are eligible for services funded by the Texas Medicaid Program, or other state programs, and are housed in project-based units located in TDHCA-funded multifamily properties. The program is a partnership between TDHCA and the Health and Human Services agencies in Texas to ensure that Section 811 PRA tenants in Section 811 PRA units have access to appropriate supportive services to maintain stable housing. Developers have set aside 1678 units of which to date 436 have been occupied by a qualifying tenant.

### **Describe programs for ensuring that persons returning from mental and physical health institutions receive appropriate supportive housing**

As described above, HOPWA, Project Access, and the Section 811 PRA programs all provide supportive housing options for persons exiting mental and physical health institutions.

While the DSHS HOPWA Program does not specifically target persons returning from mental and physical health institutions, the DSHS HOPWA Program authorizes Facility-Based Housing Assistance (FBHA) services. FBHA encompasses all expenditures for or associated with supportive housing facilities including community residences, single-room occupancy (SRO) dwellings, short-term facilities, project-based rental assistance units, master leased units, and other housing facilities approved by HUD. The DSHS HOPWA Program currently limits the use of FBHA to Short-Term Supportive Housing (STSH) and Transitional Supportive Housing (TSH) services. STSH facilities provide temporary shelters to households that are homeless as a bridge to permanent housing. TSH facilities allow households an opportunity to prepare for permanent housing and develop individualized housing plans that guide their linkage to permanent housing. Alternatively, the DSHS HOPWA Program embraces a housing-first approach, prioritizing TBRA services with appropriate HOPWA-funded or leveraged supportive services.

The Project Access Program ensures that persons leaving nursing homes and Intermediate Care Facilities (ICFs) for Individuals with Intellectual Disabilities (IIDs) receive supportive housing because, in addition to the housing voucher, they are able to exit the institution and bypass the Medicaid waiver interest lists and are enrolled into one of the HHSC waiver programs. They are supported by Managed Care Organizations and may be supported by Relocation Contractors who assist individuals leaving nursing homes pre- and post-transition to the community.

The Section 811 PRA Program provides an affordable housing option for extremely low-income households transitioning out of nursing facilities and ICFs for IIDs. In addition, persons with serious mental illness, some of which may have experienced stays in state psychiatric hospitals in their past or transitioning out of those facilities, are eligible for Section 811 PRA. The program is a partnership between participating properties, local disability service professionals, TDHCA and the Health and Human Service agencies in Texas, who will ensure that appropriate services are available for Section 811 PRA tenants to maintain stable housing.

**Specify the activities that the jurisdiction plans to undertake during the next year to address the housing and supportive services needs identified in accordance with 91.215(e) with respect to persons who are not homeless but have other special needs. Link to one-year goals. 91.315(e)**

The state has several agencies that address housing with supportive services for people with special needs. The special needs populations below are included in the one-year goals in Strategic Plan Section 35 for HOME, ESG, and HOPWA.

TDHCA's governing statute, Texas Government Code §2306.111(c)(2), states that 5% of the HOME allocation shall be directed toward assistance for Persons with Disabilities who live in any area of the state. In addition, TDHCA may consider allowing HOME Administrators to propose to limit beneficiaries or give preferences to low-income special need populations, as described in the Needs Assessment Section 45.

TDHCA's HOME Multifamily Development funds may be paired with the 9% HTC Program that have the potential to serve populations insofar as the Qualified Allocation Plan (QAP) provides scoring incentives for competing 9% applicants to serve populations with special needs. The QAP also includes certain scoring options only available to supportive housing developments.

TDHCA's ESG subrecipients may choose to prioritize certain special needs populations to serve with their ESG State funds. For example, in the 2019 ESG competition, TDHCA awarded more points to applicants who committed to serve a higher percentage of targeted subpopulations that typically have high barriers to housing, including: persons with serious mental illness; persons recently released from institutions; and persons with substance use disorders.

A full list of TDHCA programs that assist persons with special needs can be found in the State Low Income Housing Plan and Annual Report. This publication is updated annually and can be found online at <http://www.tdhca.state.tx.us/housing-center/pubs-plans.htm>.

How HOPWA serves PLWH was described in the previous questions in this section.

The Texas Veterans Commission H4TH program awards grants to nonprofit or local government organizations to address home modification needs of Low-Income, Very Low-Income and Disabled Texas

Veterans and their families. Such needs include, but are not limited to, the following: walkways, ramps; doors, windows, and flooring materials; sliding doors; handrails and grab bars; bathroom modifications; and weatherization. Similarly, TDHCA offers a home modification program for disabled Texans, the Amy Young Barrier Removal Program that performs a similar function, but is not limited to Veterans.

Regarding services to support persons with special needs, HHSC oversees the operations of the Health and Human Services System composed of two agencies: HHSC and DSHS. HHSC also administers health care services (such as Medicaid) food assistance and emergency assistance services.

DSHS promotes optimal public and behavioral health through effective public health, clinical, mental health, and substance abuse services.

DFPS is now a standalone agency that protects the elderly, people with disabilities and children from abuse, neglect, and exploitation through investigations and services; and regulates and manages community-based programs for these populations.



## **MA-40 Barriers to Affordable Housing – 91.310(d)**

### **Negative Effects of Public Policies on Affordable Housing and Residential Investment**

A review of State-level laws, regulations, and CPD programs is detailed in Chapter 3 of the State of Texas Analysis of Impediments to Fair Housing Choice (AI), updated in 2019, available at <https://www.tdhca.state.tx.us/fair-housing/analysis-impediments.htm>. The AI included a review of policies including tax policies affecting land and other property, land use controls, zoning ordinances, building codes, fees and charges, growth limits, and policies that affect the return on residential investment.

It is important to note that Texas confers a great deal of land use and planning authority on its cities and counties. Chapter 3 of the AI concludes that Texas state laws and programs provide significant considerations of protected classes and do not reflect discriminatory practices; while some Texas laws do authorize – or do not prohibit – local actions that could lead to local decision-making practices that may affect protected classes, those laws do not themselves treat protected classes differently.

In the case of siting and property taxes, Texas state laws have an impact on the location of housing and the affordability of housing. While many regulations reside at the local level, the state does have laws on municipal zoning, platting and other laws that govern such local regulations. In short, all of the special cases in which Texas counties are given zoning powers or zoning-like powers are similar to the municipal zoning enabling powers and do not create barriers to fair housing choice to FHAA-protected persons. The State of Texas does not grant zoning authority to counties, with a few exceptions. However, counties do have selected land use powers that can affect development.

The AI was adopted by the TDHCA Governing Board on September 5, 2019 and identifies five impediments to fair housing choice. To address the identified impediments, the AI provides recommendations that detail 23 Action Items that the State will undertake during the 2020-2024 Consolidated Plan period. The efforts of the State to mitigate these barriers and impediments will be seen in Strategic Plan Section 55 and Action Plan Section 75.

# MA-45 Non-Housing Community Development Assets -91.315(f)

## Introduction

### Economic Development Market Analysis

#### Business Activity

Business by Sector	Number of Workers	Number of Jobs	Share of Workers %	Share of Jobs %	Jobs less workers %
Agriculture, Mining, Oil & Gas Extraction	405,569	340,534	3	3	0
Arts, Entertainment, Accommodations	1,076,415	1,231,528	9	11	2
Construction	947,689	711,002	8	6	-2
Education and Health Care Services	2,617,242	2,739,264	22	24	2
Finance, Insurance, and Real Estate	794,643	712,211	7	6	-1
Information	215,594	207,148	2	2	0
Manufacturing	1,105,985	899,202	9	8	-1
Other Services	645,308	318,157	5	3	-2
Professional, Scientific, Management Services	1,337,372	1,619,052	11	14	3
Public Administration	520,578	376,048	4	3	-1
Retail Trade	1,403,859	1,292,389	12	11	-1
Transportation and Warehousing	660,396	534,296	5	5	0
Wholesale Trade	363,612	549,242	3	5	2
Total	12,094,262	11,530,073	--	--	--

**Table 52 - Business Activity**

Data Source Comments:

## Labor Force

Total Population in the Civilian Labor Force	20,998,008
Civilian Employed Population 16 years and over	12,689,069
Unemployment Rate	6.00
Unemployment Rate for Ages 16-24	14.00
Unemployment Rate for Ages 25-65	4.40

**Table 53 - Labor Force**

Alternate Data Source Name:

2013-2017 ACS

Data Source Comments: Table S2301

Occupations by Sector	Number of People
Management, business and financial	1,892,892
Farming, fisheries and forestry occupations	58,856
Service	2,221,181
Sales and office	3,038,408
Construction, extraction, maintenance and repair	1,311,774
Production, transportation and material moving	1,506,921

**Table 54 – Occupations by Sector**

Alternate Data Source Name:

2013-2017 ACS

Data Source Comments:

## Travel Time

Travel Time	Number	Percentage
< 30 Minutes	7,419,864	62%
30-59 Minutes	3,591,704	30%
60 or More Minutes	976,699	8%
<b>Total</b>	<b>11,988,267</b>	<b>100%</b>

**Table 55 - Travel Time**

Alternate Data Source Name:

2013-2017 ACS

Data Source Comments: Table B08303

**Education:**

Educational Attainment by Employment Status (Population 16 and Older)

Educational Attainment	In Labor Force		Not in Labor Force
	Civilian Employed	Unemployed	
Less than high school graduate	1,378,448	97,531	811,432
High school graduate (includes equivalency)	2,388,215	147,259	975,456
Some college or Associate's degree	3,157,269	162,142	887,758
Bachelor's degree or higher	3,469,130	104,741	604,698

**Table 56 - Educational Attainment by Employment Status**

Alternate Data Source Name:  
2013-2017 ACS

Data Source Comments: Table B23006, Data is for 25+ due to lack of data for 16+

Educational Attainment by Age

	Age				
	18-24 yrs	25-34 yrs	35-44 yrs	45-65 yrs	65+ yrs
Less than 9th grade	0	183,551	288,760	597,500	444,184
9th to 12th grade, no diploma	433,371	341,681	347,416	528,826	273,986
High school graduate, GED, or alternative	876,380	1,002,479	852,376	1,662,697	854,878
Some college, no degree	0	983,950	790,688	1,408,678	673,877
Associate's degree	1,212,346	295,850	276,790	478,522	157,347
Bachelor's degree	0	864,118	738,964	1,205,061	480,634
Graduate or professional degree	229,967	330,500	410,125	649,993	331,000

**Table 57 - Educational Attainment by Age**

Alternate Data Source Name:  
2013-2017 ACS

Data Source Comments: Table B15001

Educational Attainment – Median Earnings in the Past 12 Months

Educational Attainment	Median Earnings in the Past 12 Months
Less than high school graduate	21,582
High school graduate (includes equivalency)	28,795
Some college or Associate's degree	35,967
Bachelor's degree	53,444
Graduate or professional degree	70,118

**Table 58 – Median Earnings in the Past 12 Months**

Alternate Data Source Name:  
2013-2017 ACS

**Based on the Business Activity table above, what are the major employment sectors within the state?**

Texas' business friendly environment continually attracts new business while growing established industries. Major employment sectors currently include Education, Health Care Services, Professional Services, Retail Sales, and Hospitality.

**Describe the workforce and infrastructure needs of business in the state.**

As Technology, Manufacturing and Energy sectors continue to grow as part of the Texas economy, education and training in these fields is needed to establish a job-ready workforce. Growth in these sectors has increased demand on existing infrastructure, and housing, necessitating plans for improvement and expansion.

**Describe any major changes that may have an economic impact, such as planned public or private sector investments or initiatives that have affected or may affect job and business growth opportunities during the planning period. Describe any needs for workforce development, business support or infrastructure these changes may create.**

The private energy sector's expansion of oil and natural gas exploration throughout the state has positively impacted the state's economy through job and business growth. However, this change has been accompanied by a growth in demand on current water and transportation infrastructure by both the private and public sector. Natural disasters ranging from Hurricane Harvey to drought conditions in certain parts of the state have strained infrastructure systems. With households displaced by these events, utilities struggle to recover from storm damage and a changing customer base, which can limit economic opportunities for those areas.

**How do the skills and education of the current workforce correspond to employment opportunities in the state?**

Explosive population growth and increased global competition present both new opportunities and challenges to ensuring Texans' skills and education remain competitive in the modern workforce.

**Describe current workforce training initiatives supported by the state. Describe how these efforts will support the state's Consolidated Plan.**

The State offers an extensive array of employment and training programs coordinated through the Governor's Office, the Texas Workforce Commission, and Local Workforce Boards that focus on each region's specific employment and training needs.

In addition, the Governor has placed increased emphasis on Science, Technology, Engineering and Math (STEM) subjects in the standard curriculum.

**Describe any other state efforts to support economic growth.**

The State continues efforts that ensure Texas remains a business friendly climate through low taxes, a reasonable and predictable regulatory structure, and development of a diverse and educated workforce. The Texas Department of Agriculture's (TDA) Texas Capital Fund (TCF) provides grant funds to non-entitlement communities for infrastructure improvements in support of projects that create or retain jobs, primarily for low-to-moderate income persons.

## **MA-50 Needs and Market Analysis Discussion**

### **Are there areas where households with multiple housing problems are concentrated? (include a definition of "concentration")**

In Market Analysis Section 20, the analysis of Table 36 showed that renters had more deficient housing conditions than owners. (As a reminder, deficient housing conditions include (1) lack of complete plumbing facilities, (2) lack of complete kitchen facilities, (3) more than one person per room, and (4) cost burden greater than 30%.) When examining households with more than one housing condition to answer this question, an updated table was used: the 2013-2017 American Community Survey Table B25123. This statewide analysis showed that 4% of renters and 1% of owners had two or more housing conditions. When renters and owners were examined together, the statewide average for households with two or more housing conditions was 2%. A definition of a "concentration" of multiple housing problems is a county with a percentage of the population with multiple housing problems above the state average. By county, concentrations of housing problems ranged from 0-16%, with 23 counties having concentrations above the statewide average of 2% for owner occupied. For renter occupied units there were multiple counties across the state that were above the statewide average. Counties with owner occupied households with two or more housing conditions above the state average were concentrated along the South Texas Border in Region 11. (see map 5 below for Owner and Renter households). Counties with multiple, concentrated housing problems (owners and renters with two or more housing conditions above statewide average) are: Collingsworth, Bailey, Dimmit, Edwards, Falls, Floyd, Frio, Gonzales, Hall, Hartley, Hidalgo, Hudspeth, Irion, Jim Wells, Llano, Maverick, McMullen, Motley, Oldham, Scurry, Somervell, Starr, Webb, Winkler and Zapata. Based on these 25 counties, almost 10% of Texas counties have a concentration of housing problems.

### **Are there any areas in the jurisdiction where racial or ethnic minorities or low-income families are concentrated? (include a definition of "concentration")**

HUD has developed a census tract-based definition of Racially/Ethnically-Concentrated Areas of Poverty (R/ECAPs). The definition involves a racial/ethnic concentration threshold and a poverty test. The racial/ethnic concentration threshold is straightforward: R/ECAPs must have a non-white population of 50% or more of the tract's total population. The poverty threshold is defined by HUD as neighborhoods of extreme poverty which are census tracts in which 40% or more of the individuals in the tract are living at or below the poverty line. Because overall poverty levels are substantially lower in many parts of the country, HUD supplements this poverty threshold with an alternate criterion; that criterion would also classify a tract as a R/ECAP if the tract's rate of individuals in poverty is three or more times the average tract poverty rate for the metropolitan/micropolitan area, whichever threshold is lower. Census tracts which meet one of the two thresholds for extreme poverty, and also satisfy the racial/ethnic concentration threshold are deemed R/ECAPs. It should be noted that HUD's methodology for R/ECAPs includes only racial and ethnic minorities; it does not contemplate white racially concentrated areas of poverty. Maps of R/ECAPS can be found in each Regional section of the AI.

The South Texas Border and Upper Rio Grande regions had the highest percentages of poverty, and both areas had majority Hispanic/Latino populations. The lowest-incomes correlate with the highest levels of minority concentration. African Americans represent a majority-minority population in the North Texas Panhandle, Northern, and the east Texas coastal areas. Hispanic/Latino populations represent a majority-minority population along the South and Southwest Texas borderlands.

The two regions with the highest poverty rates are described below. The other regions are described after the question: What are the characteristics of the market in these areas/neighborhoods?

Texas Region 11: South Texas Border. Region 11's population is majority Hispanic/Latino: seven counties have over 90% of their population as Hispanic/Latino, six counties have more than 70% of their population as Hispanic/Latino, and two counties have more than 50% of their population as Hispanic/Latino. Growth outside population centers frequently leads to the creation of "new colonias", which are subdivisions that are built to model subdivision standards but contain high levels of substandard housing and contract for deed financing. Two counties show greater than 40% of African Americans living in poverty (Starr & Uvalde). Nine counties show greater than 30% of the Hispanic/Latino populations as living in poverty. Together with Region 13, attributes of this area include nine counties above the state average for the concentration of multiple housing problems (both owner and renter) and the greatest percentage of poverty.

Texas Region 13: Upper Rio Grande. Region 13 is majority Hispanic/Latino and has distinct affluent and low-income communities. Of low-income households, 80% are located in El Paso City. Census tract data shows that most areas with racially concentrated areas of poverty are located around El Paso. Together with Region 11, attributes of this area include nine counties above the state average for the concentration of multiple housing problems and the greatest percentage of poverty.

### **What are the characteristics of the market in these areas/neighborhoods?**

As reported in the AI, Region 11 encompasses the southern border between Texas and Mexico, and the population is majority Hispanic or Latino. The region's economy is based on trade and business operations between the two countries, tourism, manufacturing, natural gas, oil, food processing, and other agribusinesses. The City of Brownsville in Cameron County also serves as a major gateway to and from Mexico for tourists and shoppers. One of only three federally recognized tribes that reside in Texas, the Kickapoo tribe, resides in Maverick County in Eagle Pass. Outside of population centers are communities of Mexican-American and immigrant families called "colonias." These small communities often operate outside of municipal control, and may lack one or more of running water, sewer, paved roads or city services.

In Region 13, outside of the City of El Paso, the Upper Rio Grande region is a very sparsely populated and rugged region bordering Mexico. The region's largest city, El Paso, is a major border town supporting trade with Mexico. There is some farming but, because of the desert climate, mainly ranching and grazing. Government and military installations (including Fort Bliss), wholesale and retail distribution, higher education, food processing, and various manufacturing concerns are important elements of the



local economy.

Region 13, like the rest of the Rio Grande Valley, is majority Hispanic or Latino. Though home to many who identify as White, Non-Hispanic, a large majority of people in the region identify as White and Hispanic or Latino. Because of this plurality of mixed ethnic identity, the region is very integrated. However, there are certainly distinct affluent and low-income communities in the region. One of only three federally recognized tribes that reside in Texas, the Ysleta del Sur tribe, resides in El Paso County. The characteristics of the regions are as follows:

Texas Region 1: High Plains. LMI minority populations live throughout the region in small agricultural towns and in clusters in the cities of Amarillo and Lubbock.

Texas Region 2: Northwest Texas. The region is predominantly White (non-Hispanic) with clusters of minority populations in the cities, especially Brownwood and Wichita Falls.

Texas Region 3: Metroplex. Institutional separation has influenced settlement patterns. African American and Hispanic populations mainly live in the southern part of the Dallas-Fort Worth Metroplex.

Texas Region 4: Upper East Texas. Region 4 includes a handful of racially concentrated areas of poverty, which are located mainly in Tyler, Texarkana, and Paris.

Texas Region 5: Southeast Texas. Region 5 is the third poorest region in Texas, behind Regions 11 and 13.

Texas Region 6: Gulf Coast. The AI found Houston has large areas of racial and ethnic concentrations throughout the urban core, including R/ECAPs.

Texas Region 7: Capital. Region 7 has witnessed the largest growth of any region in the State of Texas. Region 7 shows one of the lowest rates of households living below the poverty line.

Texas Region 8: Central Texas. Areas of concentration of racial/ethnic minorities in Region 8 are focused in the urban centers of Waco, Temple, and College Station.

Texas Region 9: Alamo. Region 9 has experienced strong suburban growth in the affluent suburbs north of San Antonio; the north side of the city are majority White, while areas south of the city are majority Hispanic.

Texas Region 10: Coastal Bend. Region 10 is diverse. Exceptions seem to be some of the coastal areas and some of the far north and south portions of the region.

Texas Region 12: West Texas. There is only one R/ECAP in Region 12. This is likely due to the area being rich in oil, which creates job opportunities and lowers poverty rates.

### **Are there any community assets in these areas/neighborhoods?**

A community asset is anything that can be used to improve the quality of community life. While community assets in areas of high poverty are less prevalent. As it relates to housing stock as a community asset, many of the border towns and Gulf Coast areas do not have building codes, which have affected the quality of the housing stock; permitting is done through county governments, outside of city boundaries, which generally have fewer or no building codes, rather than the local communities.

Many low-income communities across the state may be rich in cultural and social assets. All 13 regions in the state have unique cultural and social histories defined by their communities and help contribute to the culture of Texas as a whole.

## **Are there other strategic opportunities in any of these areas?**

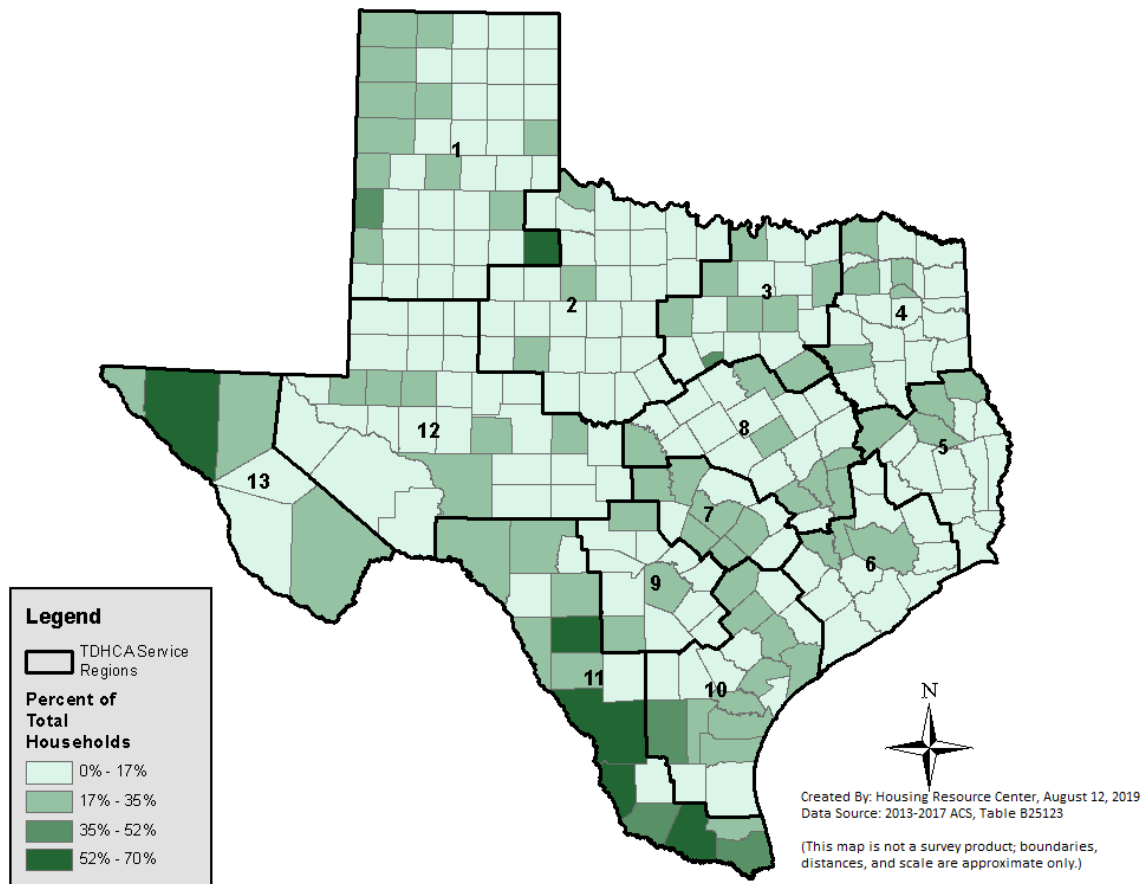
An opportunity exists to increase service delivery and hopefully enhance the resources and assets of communities by structuring Notices of Funding Availability, and rules to encourage collaborations and provide awareness of regional concerns as they relate to housing and infrastructure in these areas.

Affordable housing projects in areas with more economic opportunity may not place residents in proximity to transportation systems, working contrary to the purpose of easing the strain on the household's budget. The State is working to ensure that funding available for affordable housing is being used to help low-income households find housing in areas of opportunity that will help them thrive and not place any additional economic burden on their situation.

### **Disaster Recovery**

As outlined in detail in each of the Action Plans for the supplemental disaster assistance, found on the Texas General Land Office website, the State of Texas has been implementing recovery efforts from each of the events in which it received funding. Please see earlier sections on this issue.

## Market Analysis 50, Households with Two or More Housing Conditions



**Map 5**

### Based on the needs analysis above, describe the State's needs in Colonias

The needs of racial minorities and concentrated poverty in Texas colonias have been discussed in the Needs Analysis Section 30 (Disproportionately Greater Need: Discussion). Colonias are mainly found in the Upper Rio Grande and South Texas Border regions, which are also discussed above.

## **MA-60 Broadband Needs of Housing occupied by Low- and Moderate-Income Households - 91.210(a)(4), 91.310(a)(2)**

### **Describe the need for broadband wiring and connections for households, including low- and moderate-income households and neighborhoods.**

As daily life becomes digital, participation in the digital economy becomes more and more necessary. Having access to online banking, online shopping and even digital healthcare are no longer considered luxuries but simple everyday day tools available to everyone and can provide rural households access to resources they may otherwise be unable to access. In the State of Texas 76.8% of the population has access to a Broadband internet connection in their home (American Community Survey 2013-2017, Table GCT2801). Meaning nearly one fourth of the population of the state only has access to a slower internet speed (such as dial up) or no internet connection in their home.

As can be seen in Map 5 below the majority of Texans without access to Broadband internet service live in rural areas of the state, while those with the most connectivity live in the larger metro areas, DFW, Houston, and Austin. While counties with over 55% of households without Broadband access are spread out across the state, some are clustered in areas with additional housing issues such as Deep South Texas, Upper Rio Grande, and East Texas. In comparing Map 9 below with Maps 10 and 10a in Marketing Analysis section 50, we can see these counties are also those that have greater than the state average for percent of housing units with multiple housing conditions.

Access to Broadband at home is important for a wide range of reasons from children being able to do school work to adults being familiar with technology needed to enable them to be competitive in the workforce. Without this access the digital skills gap will continue to grow. According to the Federal Reserve Bank of Dallas “Nearly 8 in 10 middle-skill jobs in today’s workforce require digital skills, representing 32 percent of all labor market demand in the nation. Digitally intensive mid-dle-skills jobs have grown more than twice as fast as other middle-skill jobs in the past decade, and pay wages, on average, 18 percent higher than middle-skills jobs without a digital component” (Barton, 2016).

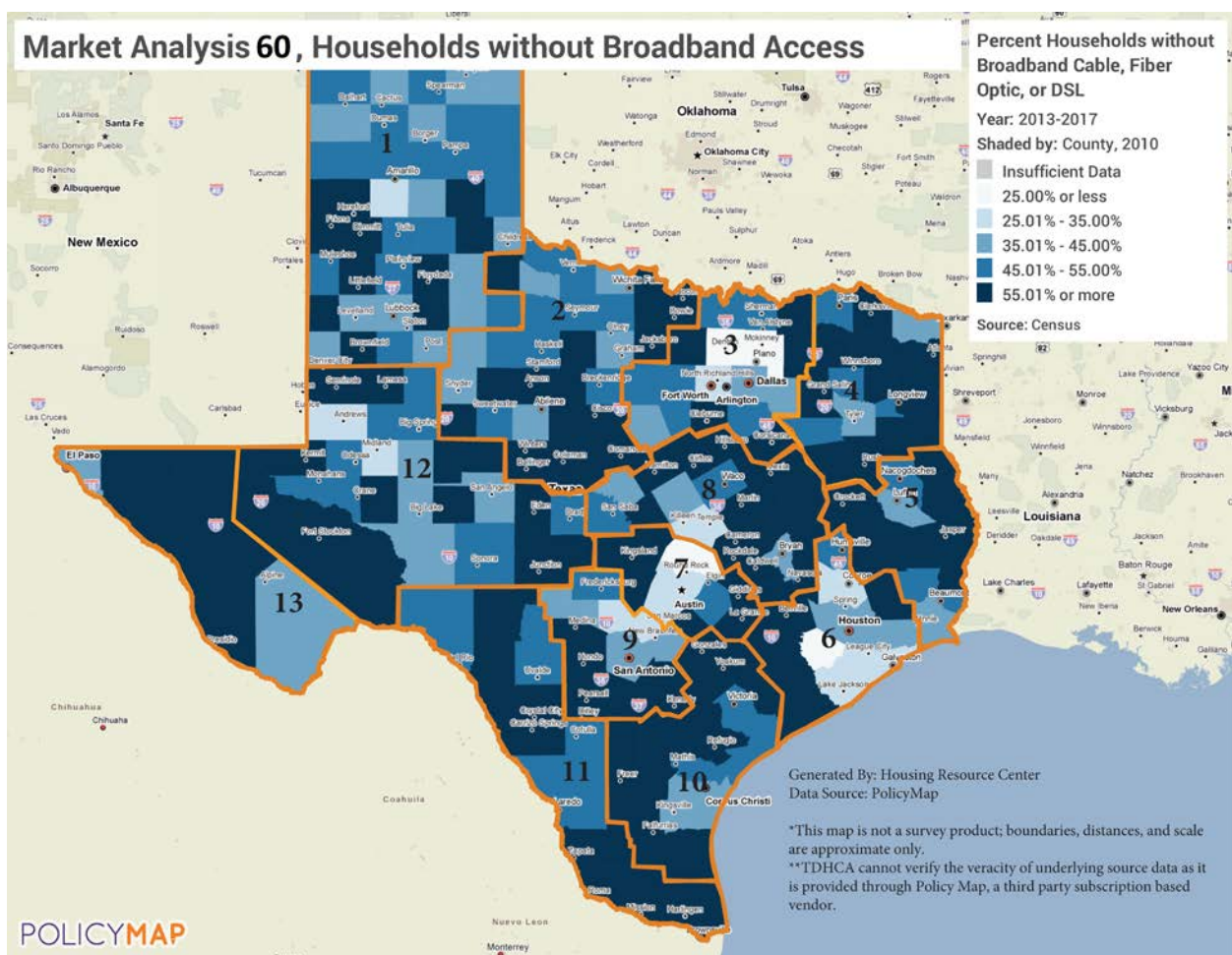
Workforce opportunities are hindered when low and moderate-income (LMI) communities lack broadband access (Van Horn, 2018). Many jobs are listed only online leaving those that are disconnected unable to locate or apply for those jobs. In addition, many job training and education programs are online, leaving LMI workers who are less likely to have access to the internet at home behind in the fast growing digital economy. Broadband connectivity across the state can lead to a greater knowledge of technology and a more skilled workforce.

Lack of broadband access also affects K-12 students and their ability to learn and complete their homework. “The digital divide is growing in classrooms because of unequal access to essential learning technology resources at home. ...the Pew Research Center explains that “roughly one-third (31.4 percent) of households whose incomes fall below \$50,000 and with children ages 6–17 do not have a high-speed Internet connection at home. This low-income group makes up about 40 percent of all

families with school-age children in the United States” (Van Horn, 2018). This quickly puts low-income children behind their higher income counterparts.

**Describe the need for increased competition by having more than one broadband Internet service provider serve the jurisdiction.**

As seen in Map 5 below there is a lack of overall Broadband services across the State of Texas. This shows a need for expansion of service area for existing providers. Increased competition may push providers to expand their service area in order to have access to a larger client base. Currently, the State (TDHCA, TDA and DSHS) does not utilize HUD funding to increase Broadband saturation across the state.



Map 6

## **MA-65 Hazard Mitigation - 91.210(a)(5), 91.310(a)(3)**

### **Describe the jurisdiction's increased natural hazard risks associated with climate change.**

The state of Texas is consistently one of the hardest hit by natural disasters in the United States. During the 10-year period from 2008-2017 Texas was ranked first in highest insured catastrophe losses six times and in the top five three additional years (Insurance Information Institute). According to FEMA there have been 15 Major Disaster Declarations in Texas since 2010, second in the country to only California. From 2009-2018 there have been 357 catastrophes in Texas, utilizing the insurance information institute's definition of a catastrophe "as an event that causes \$25 million or more in insured property losses and affects a significant number of property/casualty policyholders and insurers". This is a 39% increase in catastrophes from the previous 10 year period from 1999-2008, showing an increasing risk of disasters in the state.

The Texas Department of Public Safety, Division of Emergency Management's, State of Texas hazard Mitigation Plan (HMP) identifies the natural hazards projected to be the greatest economic threat to the state from 2019-2023. The HMP identifies Severe Coastal Flooding, Hurricanes, and Hail as the top three hazards, that will account for 72.5% of the projected economic costs from all natural hazards from 2019-2023 (TxDPS). The HMP notes that temperatures will rise over the next couple decades 2-4 degrees and 5-9 degrees by the end of the century, with the number of days with temperatures exceeding 100 degrees quadrupling by 2050 (TxDPS). The continued increase in temperature will continue to make Hurricanes and volatile storms more prevalent across the state.

### **Describe the vulnerability to these risks of housing occupied by low- and moderate-income households based on an analysis of data, findings, and methods.**

By analyzing income data for individual applications for FEMA assistance in the state of Texas, we can see what population is hardest hit by natural disasters. Upon analyzing the data for the 1,044,004 applications submitted to FEMA after Hurricane Harvey, the most recent wide spread natural disaster, it is clear that the hardest hit group is low- to moderate-income Texans. The median income of all applicants for FEMA assistance for Hurricane Harvey was \$30,000, for the 160,525 applicants eligible for rental assistance the median income was \$35,962; and for the 959,275 applicants eligible for repair assistance the median income was \$28,560 (FEMA Open Data). Applicants could be eligible for both rental and repair assistance simultaneously. This data shows that very low to moderate income individuals do not have the means to recover from natural disasters on their own due to multiple factors including low-incomes and lack of insurance. 69% of FEMA applicants for assistance after Harvey did not have homeowners insurance and 89% did not have flood insurance (FEMA Open Data). With the predicted rise in statewide temperature, which will lead to more intense storms in the coming decades, it is reasonable to assume that LMI households will be more adversely affected by disasters than their higher income counterparts.

In addition to impact data collected by FEMA for federally declared disasters, disaster events that involve smaller geographies cause significant damage that often remains unaccounted for. These events generally do not meet the damage thresholds necessary to access federal funding, but have a serious impact on local housing and infrastructure needs, in communities with fewer resources for recovery.

# Strategic Plan

## SP-05 Overview

### Strategic Plan Overview

The following Strategic Plan is the five year plan from 2020-2024 for the Community Planning and Development (CPD) Programs governed by this document: the HOME Investment Partnerships (HOME) Program, the Emergency Solutions Grant (ESG) Program, the Housing Opportunities for Persons with AIDS (HOPWA) Program, the Community Development Block Grant (CDBG) Program, and the National Housing Trust Fund (NHTF).

Strategic Plan Section 10 discusses the five programs' geographic priorities. All CPD Programs distribute funds based on formulas, which take into account various need and availability factors.

Strategic Plan Section 25 discusses Priority Needs, which includes the Special Needs Populations described in Needs Assessment Section 45. Each program addresses these populations in different ways.

Strategic Plan Section 30 discusses the types of activities each program will use in response to market conditions. HOME may use the creation of new units, the rehabilitation of existing multifamily rental units, acquisition of units including preservation of affordability for those units, or Tenant-Based Rental Assistance (TBRA) to assist Special Needs populations. HOPWA may use TBRA; Short-Term Rent, Mortgage, and Utility (STRMU) assistance; Permanent Housing Placement (PHP); Facility-Based Housing Assistance (FBHA); Supportive Services; Housing Information Services; and Resource Identification. ESG may use rehabilitation in response to market conditions. CDBG may use economic development, public works, public infrastructure development, and housing activities.

Strategic Plan Section 35 discusses other programs with which CPD Programs can leverage funds, as well as committees, workgroups, and councils headed by the Texas Department of Housing and Community Affairs (TDHCA), the Texas Department of State Health Services (DSHS), or the Texas Department of Agriculture (TDA). HOME includes leveraging with the Housing Tax Credit (HTC) Program and a variety of programs other than CPD Programs.

Strategic Plan Section 40 discusses the State infrastructure as well as the subrecipients or subgrantees of CPD Programs. HOME includes how it works with Community Housing Development Organizations (CHDOs) and its Reservation System. HOPWA includes Administrative Agencies (AA) and Project Sponsors. CDBG includes Regional Reviews and Self Help Centers (SHCs).

Strategic Plan Section 45 discusses the number of households to be assisted with CPD funding.



Strategic Plan Section 50 discusses the challenges facing Public Housing Authorities (PHA) and the State's efforts to assist. Although the State does not administer funds for public housing developments, the CPD Programs, along with the HTC Program, provide opportunities to assist PHAs.

Strategic Plan Section 55 discusses barriers to affordable housing.

Strategic Plan Section 60 discusses homeless strategies, including street outreach, shelter support, and rapid re-housing, among other strategies. ESG, HOPWA, and Section 811 are included in this strategy.

Strategic Plan Section 65 discusses how the CPD Programs address lead-based paint hazards and communicate the requirements in their procedures.

Strategic Plan Section 70 discusses how the CPD Programs add to the State's plans to reduce the number of households in poverty.

Strategic Plan Section 75 discusses homelessness, barriers to affordable housing, and reducing poverty-level households in colonias. Texas sets aside 12.5% of the CDBG Program for colonias.

Finally, Strategic Plan Section 80 discusses how the State will monitor the activities in the Consolidated Plan.

## SP-10 Geographic Priorities – 91.315(a)(1)

### Geographic Area

Table 59 - Geographic Priority Areas

<b>1</b>	<b>Area Name:</b>	State of Texas
	<b>Area Type:</b>	State Service Area
	<b>Other Target Area Description:</b>	State Service Area
	<b>HUD Approval Date:</b>	
	<b>% of Low/ Mod:</b>	
	<b>Revital Type:</b>	
	<b>Other Revital Description:</b>	
	<b>Identify the neighborhood boundaries for this target area.</b>	State of Texas.
	<b>Include specific housing and commercial characteristics of this target area.</b>	Described in the Needs Assessment of the 2020-2024 State of Texas Consolidated Plan.
	<b>How did your consultation and citizen participation process help you to identify this neighborhood as a target area?</b>	Described in the Process Chapter of the 2020-2024 State of Texas Consolidated Plan.
	<b>Identify the needs in this target area.</b>	Described in the Needs Assessment of the 2020-2024 State of Texas Consolidated Plan.
	<b>What are the opportunities for improvement in this target area?</b>	Described in the Needs Assessment and Market Analysis of the 2020-2024 State of Texas Consolidated Plan.
<b>Are there barriers to improvement in this target area?</b>	Described in the Needs Assessment and Market Analysis of the 2020-2024 State of Texas Consolidated Plan.	

### General Allocation Priorities

Describe the basis for allocating investments geographically within the jurisdiction (or within the EMSA for HOPWA)

Describe the basis for allocating investments geographically within the jurisdiction (or within the EMSA for HOPWA)

TDHCA and TDA do not provide priorities for allocating investment geographically to areas of minority concentration as described in 24 CFR §91.320(d).

### HOME Program Geographic Priorities

Texas Government Code §2306.111 requires that TDHCA use a Regional Allocation Formula (RAF) to allocate its HOME funding. The RAF uses data from the Census Bureau to prioritize how to geographically allocate funding, such as: number of persons who live at or under 200% of the poverty line; number of households with rent or mortgage payment that exceeds 30% of income; number of units with more than one person per room; and vacant units for rent or for sale. Both homeowner data and renter data are used in the RAF. This formula captures data on all Texas counties and accordingly helps promote funding in areas of geographic priorities.

Additionally, Texas Government Code §2306.111 (except when waived by the Governor) specifies that TDHCA shall expend at least 95% of its HOME funds for the benefit of areas not in Participating Jurisdictions (PJs). Therefore, need and availability in the areas that are PJs are not prioritized in the RAF. The RAF is included in the distribution method for all HOME funds from the annual allocation except for federal- and state-mandated activities, such as CHDO Operating Expenses, housing programs for persons with disabilities, and the Contract for Deed Conversion Program. The RAF is assessed, revised as appropriate, and published annually, after the public comment process, at <https://www.tdhca.state.tx.us/housing-center/pubs-plans.htm>. Funds from the annual allocation which have previously been made available under the RAF are not required to utilize the RAF for future distribution.

### ESG Geographic Priorities

Beginning with Federal Fiscal Year 2013, ESG funds have been prioritized for each of the HUD-designated Continuum of Care (CoC) Regions. The amount of funding to be allocated to each CoC Region is determined utilizing a formula that factors in data from a variety of sources, including the HUD Comprehensive Housing Affordability Strategy, the American Community Survey, and CoC Point in Time Counts. Factors utilized most recently included renter cost burden, population of persons in poverty, the total homeless population, and the amount of ESG funding made available to the CoC Region through direct HUD allocation. CDBG Geographic Priorities

Texas CDBG Funds for projects under the Community Development (CD) Fund are allocated to 24 regions according to a formula included in the One year Action Plan, similar to the methodology that HUD uses to allocate CDBG funds to the non-entitlement state programs (. In addition, 10% of the annual allocation is allocated to projects under the Colonia Fund categories, which must be expended within 150 miles of the Texas-Mexico border. In addition, 2.5% of the annual allocation is dedicated for Colonia Self-Help Centers, allocated by state statute among five Texas-Mexico border counties, as well

as in other border counties that are determined to be economically distressed. The remaining CDBG programs are available to communities statewide. HOPWA Geographic Priorities

Texas HOPWA funding allocations are geographically distributed across the state to seven Ryan White Part B HIV Planning Areas encompassing 26 HIV Service Delivery Areas (HSDAs). The DSHS HOPWA Program serves all of the counties in Texas, prioritizing the counties that are located outside of the six HOPWA-funded Metropolitan Statistical Areas (MSAs) (Austin, Dallas, El Paso, Fort Worth, Houston, and San Antonio). As a result, the DSHS HOPWA Program targets non-urban, less-populated areas of the state. HOPWA allocations generally mirror the Texas Ryan White HIV/AIDS Program funding allocation formula, which is based on the number of PLWH, number of PLWH accessing Ryan White services, the percent of PLWH eligible for Medicaid, HIV incidence, and other considerations. The allocations are then adjusted to account for local considerations, including unmet need, prior performance and expenditures, and any other relevant factors.

### **NHTF Geographic Priorities**

The Texas NHTF will distribute NHTF funds through a competitive NOFA process. For any year that the NHTF allocation (after subtracting the state's administrative percentage) is less than \$20 million, the funds will initially be available geographically, based on the proportion of Extremely Low Income Renter households to the total population of Renter Households in each of thirteen State Service Regions. A minimum will be calculated for each region as a ratio of the available allocation divided by thirteen, and available competitively within each region prior to collapse into a statewide competition or otherwise prioritized in a NOFA. If the allocation received by the State exceeds \$20 million, an Allocation Formula similar to that used for the State's allocation of HOME funds will be used to distribute NHTF funds, although statutory requirements regarding benefit of areas not in Participating Jurisdictions or any HOME-specific set asides will not apply. If the State implements a homeownership program component using NHTF, the homeownership program only may use a different allocation method, based on proportionate need.

## SP-25 Priority Needs – 91.315(a)(2)

### Priority Needs

Table 60 – Priority Needs Summary

<b>1</b>	<b>Priority Need Name</b>	Rental Assistance
	<b>Priority Level</b>	High
	<b>Population</b>	Extremely Low Low Moderate Large Families Families with Children Elderly Public Housing Residents Rural Chronic Homelessness Individuals Families with Children Mentally Ill Chronic Substance Abuse veterans Persons with HIV/AIDS Victims of Domestic Violence Unaccompanied Youth Elderly Frail Elderly Persons with Mental Disabilities Persons with Physical Disabilities Persons with Developmental Disabilities Persons with Alcohol or Other Addictions Persons with HIV/AIDS and their Families Victims of Domestic Violence
	<b>Geographic Areas Affected</b>	State Service Area

	<b>Associated Goals</b>	<p>Tenant Based Rental Assistance with HOME Funding  HOPWA Tenant-Based Rental Assistance  HOPWA Facility-Based Housing Subsidy Assistance  HOPWA Permanent Housing Placement Assistance  HOPWA Resource Identification  HOME Administration  HOPWA Project Sponsor Administration  HOPWA Grantee Administration</p>
	<b>Description</b>	<p>Rental Assistance includes security and utility deposits, and rental subsidies, usually while the household engages in a self-sufficiency program.</p>
	<b>Basis for Relative Priority</b>	<p>The Needs Assessment in Section 10 and Section 30 established that cost burden was a housing problem that affected the most households who have housing problems and were within 0-100% Area Median Income (AMI). Needs Assessment Section 10, Table 7, "Housing Problems", shows that 83% of renters with housing problems and income between 0-100% AMI had cost burden (i.e., spending more than 30% of income on rent) or severe cost burden (i.e., spending 50% or more of income on rent). In the answer to the question in that section "What are the most common housing problems", it was found that renters with housing problems in the 0-30% AMI category experienced a severe cost burden 20% higher than homeowners with housing problems, and renters with housing problems in the &gt;30-50% and &gt;50-80% AMI categories experienced non-severe cost burden 1-14% higher than homeowners with housing problems.</p> <p>The Market Analysis Section 15 shows that renters do not have access to enough affordable rental units. First, in the answer to the question in that section "Is there sufficient housing for households at all income levels?", there is a discussion of housing mismatch which demonstrates that higher income households often reside in market-rate units that could be affordable to the lowest-income households. Low-income households (e.g., 0-80% AMI) make up only 51% of all households occupying housing affordable to them. Even though there appears to be a large number of affordable units, this mismatch is one issue that creates cost burden. Also, in the answer to the question in that section "How is affordability of housing likely to change considering changes to home values and/or rents?", even with the increase in median incomes, the rates of cost burden for all renters remained steady over 5 years at 47%. Rental assistance would help to lower this rate of cost burden.</p>
2	<b>Priority Need Name</b>	Production of New Units
	<b>Priority Level</b>	High

<p><b>Population</b></p>	<p>Extremely Low  Low  Moderate  Large Families  Families with Children  Elderly  Public Housing Residents  Rural  Chronic Homelessness  Individuals  Families with Children  Mentally Ill  Chronic Substance Abuse  veterans  Persons with HIV/AIDS  Victims of Domestic Violence  Unaccompanied Youth  Elderly  Frail Elderly  Persons with Mental Disabilities  Persons with Physical Disabilities  Persons with Developmental Disabilities  Persons with Alcohol or Other Addictions  Persons with HIV/AIDS and their Families  Victims of Domestic Violence</p>
<p><b>Geographic Areas Affected</b></p>	<p>State Service Area</p>
<p><b>Associated Goals</b></p>	<p>Acquisition &amp;Construction of Single Family Housing  Households in New/Rehabilitated Multifamily Units  NHTF Households in New/Rehabbed Multifamily Units  CDBG Colonia Set-Aside  HOME Administration  NHTF Administration</p>

<p><b>Description</b></p>	<p>Multifamily development of units in new rental developments, which will have units offered at below-market-rate rents.</p> <p>CHDOs could be eligible to receive funding for the development of affordable single-family homes. New single-family homes and rehabilitated existing homes must follow certain design and quality requirements and must be sold to low-income homebuyers after completion of construction. The production of new units may be paired with permanent financing to qualified households if needed.</p> <p>HOME State recipients and subrecipients could be eligible to receive funding for the sale of an existing unit in need of reconstruction or for the new construction of a unit of single-family housing to low-income homebuyers. Interim construction and permanent financing is made available to qualified households.</p> <p>Production also includes Self-Help Housing. The Bootstrap Loan Program (Bootstrap) allows for self-help housing construction to provide very low-income families—including persons with special needs, such as colonia residents—an opportunity to purchase or refinance real property on which to build new housing or repair their existing homes through "sweat equity." Household income may not exceed 60% of AMI. All Bootstrap households provide at least 65% of the labor necessary to build or rehabilitate their housing under the supervision and guidance of a state-certified administrator or Colonia Self-Help Center. The maximum Bootstrap loan may not exceed \$45,000 per household.</p> <p>The Colonia SHCs provides targeted colonias in border counties with opportunities to improve housing and increase personal capacity for homeownership. The SHCs provide housing services in the form of new construction, reconstruction, rehabilitation, tool lending, construction skills training, and utility connections. Colonia residents are able to repair and construct their own and others' housing under the guidance of qualified nonprofit housing developers who provide training in construction methods and homeownership. SHC community development activities include homeownership education, access to and training in computers/technology, consumer rights education, financial literacy, and solid waste disposal assistance.</p>
---------------------------	---



	<b>Basis for Relative Priority</b>	<p>As previously established in the "Basis for Relative Priority" for the Rental Assistance Priority Need, the most common housing problem for renters is distinctly cost burden. Creation of new multifamily units that offer reduced rents works hand-in-hand with rental assistance, since both types of assistance alleviate cost burden.</p> <p>Regarding the need for more affordable single-family units, the Needs Assessment Section 10 established that cost burden was a housing problem that by far affected the most homeowners that had housing problems and were within 0-100% AMI. Needs Assessment Section 10, Table 3, "Housing Problems", shows that 83% of homeowners with housing problems and incomes between 0-100% AMI had cost burden (i.e., spending more than 30% of income on mortgage) or severe cost burden (i.e., spending 50% or more of income on mortgage). In the answer to the question in that section "What are the most common housing problems", it was found that homeowners with housing problems in the 0-30%, &gt;50-80% and &gt;80-100% AMI categories experienced a severe cost burden 3-13% higher than renters with housing problems.</p> <p>Also, Needs Assessment Section 30 discussed the needs of colonia residents, who live in colonias with reduced infrastructure and poor housing. New affordable units would provide options for persons who live in substandard housing.</p> <p>Finally, the Market Analysis Section 15 showed how the affordability of homes for households with median family income compared to the income required to qualify for an 80%, fixed-rate mortgage to purchase a median priced home in all Multiple Listing Services (MLS) has gone down from 2013 to 2018. When affordability is going down, the need for affordable units increases.</p>
<b>3</b>	<b>Priority Need Name</b>	Acquisition of existing units
	<b>Priority Level</b>	High

<b>Population</b>	<p>Extremely Low  Low  Moderate  Large Families  Families with Children  Elderly  Public Housing Residents  Elderly  Frail Elderly  Persons with Mental Disabilities  Persons with Physical Disabilities  Persons with Developmental Disabilities  Persons with HIV/AIDS and their Families  Victims of Domestic Violence  Other</p>
<b>Geographic Areas Affected</b>	<p>State Service Area</p>
<b>Associated Goals</b>	<p>CDBG Colonia Set-Aside  HOME Administration</p>
<b>Description</b>	<p>Homebuyer assistance can also include contract for deed conversions.</p> <p>Also, TDHCA's Colonia SHCs provide targeted colonias in border counties with opportunities to improve housing and increase personal capacity for homeownership and employment. The SHCs provide housing services in the form of new construction, reconstruction, rehabilitation, contract for deed conversions, tool lending, construction skills training, and utility connections. Colonia residents are able to repair and construct their own and others' housing under the guidance of qualified nonprofit housing developers who provide training in construction methods and homeownership. SHC community development activities include homeownership education, access to and training in computers/technology, consumer rights education, financial literacy, and solid waste disposal assistance.</p>

	<b>Basis for Relative Priority</b>	<p>As was already established in the "Basis for Relative Priority" for the Production of new units, the most common housing problem for owners is cost burden. Assisting homebuyers with the affordable acquisition of units will help address cost burden for potential homebuyers.</p> <p>As established by Needs Assessment Section 30, unscrupulous practices regarding the use of contracts for deed are often detrimental to the buyers of properties. By converting those contracts for deed to traditional mortgages, the units that were unaffordable through the high interest rates in the contracts for deed become affordable through mortgages, while also providing the homeowner with the full rights of homeownership.</p> <p>Also, as established by Needs Assessments Section 45, persons with disabilities may need assistance with barrier removal.</p>
4	<b>Priority Need Name</b>	Rehabilitation of Housing
	<b>Priority Level</b>	High

<p><b>Population</b></p>	<p>Extremely Low  Low  Moderate  Large Families  Families with Children  Elderly  Public Housing Residents  Rural  Chronic Homelessness  Individuals  Families with Children  Mentally Ill  Chronic Substance Abuse  veterans  Persons with HIV/AIDS  Victims of Domestic Violence  Unaccompanied Youth  Elderly  Frail Elderly  Persons with Mental Disabilities  Persons with Physical Disabilities  Persons with Developmental Disabilities  Persons with Alcohol or Other Addictions  Persons with HIV/AIDS and their Families  Other</p>
<p><b>Geographic Areas Affected</b></p>	<p>State Service Area</p>
<p><b>Associated Goals</b></p>	<p>Homeless Goals  Reconstruction of Single Family Housing  Households in New/Rehabilitated Multifamily Units  NHTF Households in New/Rehabbed Multifamily Units  CDBG Colonia Set-Aside  CDBG Colonia Self-Help Centers  CDBG Administration  HOME Administration  NHTF Administration</p>

<p><b>Description</b></p>	<p>Rehabilitation is the act of making repairs designed to address health and safety concerns, as well as local code requirements, and reconstruction is rebuilding either because it is not cost feasible to repair the home because of the extent of needed repairs, or because a home has been damaged or destroyed beyond repair.</p> <p>Rehabilitation or reconstruction of single-family units involves construction activities on owner-occupied housing on the same site. Activities intended to address rehabilitation needs can also result in new construction of housing units when they replace a previous, existing housing unit (Reconstruction). Also permitted are (1) instances where an existing owner-occupied manufactured housing unit is replaced with a site-built house or another manufactured housing unit on the same site; (2) an existing housing unit is demolished and rebuilt on a lot located outside a floodplain or away from other environmental hazards; or (3) when a housing unit is replaced because it has become uninhabitable as a result of disaster or condemnation by local government.</p> <p>Rehabilitation of multifamily units varies from property to property depending on specific needs, and could include exterior and/or interior work. A definition of rehabilitation can be found in the Housing Tax Credit Program Qualified Allocation Plan, 10 Texas Administrative Code §11.1(d)(109).</p> <p>Rehabilitation and reconstruction includes self-help housing, which involves on-site technical assistance to low- and very low-income individuals for outreach and education; housing rehabilitation, especially of existing housing stock in the colonias; construction skills training; tool library access for self-help construction; housing finance; credit and debt counseling; grant writing; contract-for-deed conversions; and capital access for mortgages.</p> <p>Finally, rehabilitation may include renovation or major rehabilitation of an emergency shelter or conversion of a building into an emergency shelter.</p>
---------------------------	--

<p><b>Basis for Relative Priority</b></p>	<p>As was already established in the "Basis for Relative Priority" for the Production of new units, the most common housing problem for renters and owners is cost burden. The Needs Assessment Section 10 shows that substandard housing is the least commonly identified housing problem, experienced by only 3% of the population under 100% AMI. However, the Market Assessment Section 15 notes the importance of local economies on the housing markets. While substandard housing is not as common of a problem for Texas as a whole compared to other housing problems, in some communities substandard housing may be a substantial problem. This is true in rural areas and especially true in colonias, as noted in Needs Assessment Section 30. Colonias are unique in that they have large amounts of substandard housing but unlike much of the rest of Texas, have more affordable housing, as described in Market Analysis Section 50. Rehabilitation of multifamily units will help ensure affordability for renters and, as new units are added to the State's affordable housing stock, provide more affordable rental choices. Rehabilitation for single-family housing in colonias is strongly supported by the Needs Assessment and Market Analysis. Although homeowner cost burden is measured in the Needs Assessment Chapter by comparing the mortgage and utility payments to the income of the homeowner, an analysis of home rehabilitation or reconstruction compared to income of the homeowner may show a substantial hardship for homeowners. Assistance of up to \$110,000, which is the highest amount allowable in the HOME single-family reconstruction activity in 2019, would result in a loan of similar size as some mortgages as generated through a private financial institution. If the homeowner already has a mortgage or has income between 0-80% AMI, this large loan payment could create a burden. The HOME Program provides grants and/or deferred forgivable loans for owner-occupants for reconstruction or new construction. This program helps sustain affordability, because it repairs or replaces older housing stock through deferred, forgivable loans or grants with new, more energy-efficient housing stock, thus reducing potential cost burden. Though the focus in the Needs Assessment and Market Analysis is on affordability and availability, it should be noted that replacement of a dilapidated unit would also improve the safety of the homeowner. Because of these factors and particularly the needs inside colonias, HOME funds are made available annually for single-family reconstruction and new construction activities. TDHCA will continue to evaluate annually whether HOME funds should be directed to other activities that could more directly address common housing problems, such as cost burden, while ensuring that the rural parts of the state have access to address the most common housing problems they may be experiencing based on geography or population. Regarding the rehabilitation of emergency shelters, Needs Assessment 40 shows that there are 10,534 unsheltered homeless persons on a given night. Maintaining the safety and quality of shelters will continue to warrant the rehabilitation of emergency shelters when possible.</p>
---	--

<b>5</b>	<b>Priority Need Name</b>	Supportive Services for Persons with HIV/AIDS
	<b>Priority Level</b>	High
	<b>Population</b>	Extremely Low Low Moderate Large Families Families with Children Elderly Public Housing Residents Persons with HIV/AIDS Persons with HIV/AIDS and their Families
	<b>Geographic Areas Affected</b>	State Service Area
	<b>Associated Goals</b>	HOPWA Funded Supportive Services HOPWA Housing Information Services HOPWA Resource Identification HOPWA Project Sponsor Administration HOPWA Grantee Administration
	<b>Description</b>	The DSHS HOPWA Program currently limits the use of Supportive Service funds to Housing Case Management. HOPWA-eligible households may receive Housing Case Management in conjunction with housing assistance services or as a standalone supportive service. The core functions of Housing Case Management include engagement, assessment, goal-setting, service coordination, and discharge planning. The intensity or level of housing case management that a Project Sponsor provides to a household will depend upon the household's assessed level of need.

	<b>Basis for Relative Priority</b>	<p>The Market Analysis states that the DSHS HOPWA program provides Tenant-Based Rental Assistance (TBRA); Short Term Rent, Mortgage, and Utility (STRMU) assistance; Permanent Housing Placement (PHP); Facility-Based Housing Assistance (FBHA); and Housing Information Services. Housing Case Management is a central component of HOPWA Supportive Services and key to successful program outcomes for housing stability and access to care. Project Sponsors must conduct ongoing assessments of the housing assistance and supportive services required by households enrolled in the program. Additionally, Project Sponsors must assure that adequate supportive services are made available to all households enrolled in the program.</p> <p>At the end of 2017, 90,700 PLWH were living in Texas, many at incomes below the poverty level, and the number continues to rise every year. The number of PLWH in Texas increases each year because PLWH are living longer lives. According to the Centers for Disease Control and Prevention (CDC), Texas had the 7th highest rate (15.4/100,000 population) of new HIV diagnoses in the nation in 2017. HOPWA serves households that are at or below 80% of AM. Housing assistance and supportive services are critical needs for PLWH and their households.</p>
6	<b>Priority Need Name</b>	Homeless Outreach
	<b>Priority Level</b>	High
	<b>Population</b>	Extremely Low Low Moderate Large Families Families with Children Elderly Rural Chronic Homelessness Individuals Families with Children Mentally Ill Chronic Substance Abuse veterans Persons with HIV/AIDS Victims of Domestic Violence Unaccompanied Youth Other



	<b>Geographic Areas Affected</b>	State Service Area
	<b>Associated Goals</b>	Homeless Goals
	<b>Description</b>	<p>Offering essential services helps unsheltered homeless persons connect with emergency shelter, housing, or critical services, and provides urgent, non-facility-based care to those who are unwilling or unable to access emergency shelter, housing, or an appropriate health facility.</p> <p>Outreach includes engagement, case management, emergency health and mental health services, transportation, and services for special needs populations.</p> <p>Case Management includes using a centralized assessment system, conducting evaluations, counseling, coordinating services, obtaining local benefits, monitoring program participant progress, providing information and referrals, and developing an individualized housing.</p> <p>Emergency health services include assessing a program participant's health problems and developing a treatment plan while helping to understand their health needs. Mental health services are also provided.</p> <p>Transportation assistance is allowed for the homeless population and outreach providers.</p> <p>Outreach to special needs population will vary based on the special need and will be specified in Strategic Plan Section 45.</p>
	<b>Basis for Relative Priority</b>	<p>Needs of individuals and families at risk of homelessness are established in Needs Assessment Section 10. Along with having low-incomes, many individuals and families at risk of homelessness have co-occurring issues, such as needs for essential services like child care or education. Because of these co-occurring issues, outreach to prevent homelessness for these populations is essential.</p> <p>Special needs populations described in Needs Assessment Section 45 have difficulty retaining housing in unique ways and are often vulnerable to homelessness. These populations need outreach tailored to them.</p>
<b>7</b>	<b>Priority Need Name</b>	Emergency Shelter and Transitional Housing
	<b>Priority Level</b>	High

<b>Population</b>	<p>Extremely Low  Low  Moderate  Large Families  Families with Children  Elderly  Rural  Chronic Homelessness  Individuals  Families with Children  Mentally Ill  Chronic Substance Abuse  veterans  Persons with HIV/AIDS  Victims of Domestic Violence  Unaccompanied Youth  Persons with HIV/AIDS and their Families  Other</p>
<b>Geographic Areas Affected</b>	<p>State Service Area</p>
<b>Associated Goals</b>	<p>Homeless Goals  HOPWA Facility-Based Housing Subsidy Assistance  HOPWA Resource Identification  HOPWA Project Sponsor Administration  HOPWA Grantee Administration</p>
<b>Description</b>	<p>Emergency shelter means the provision of a temporary shelter for homeless persons which does not require occupants to sign leases or occupancy agreements. Emergency shelters include shelters that provide overnight accommodation services as well as shelters that provide a space to stay during day time hours. Emergency shelters can offer essential services, such as case management, child care, education services, employment assistance, job training, outpatient health services, legal services, life training skills, mental health services, substance abuse treatment services, transportation, and services for special populations.</p>

	<b>Basis for Relative Priority</b>	As was already established in the "Basis for Relative Priority" for Rental Assistance, the most common housing problem is cost burden. As discussed in Needs Assessment Section 10, certain characteristics, such as cost burden, can lead to instability of housing and risk of homelessness. With the 11,222 estimated number of homeless persons unsheltered on a given night listed in the Needs Assessment Section 40, the need for emergency shelter becomes apparent.
<b>8</b>	<b>Priority Need Name</b>	Rapid Re-housing
	<b>Priority Level</b>	High
	<b>Population</b>	Extremely Low Low Large Families Families with Children Elderly Public Housing Residents Persons with HIV/AIDS Elderly Frail Elderly Persons with Mental Disabilities Persons with Physical Disabilities Persons with Developmental Disabilities Persons with Alcohol or Other Addictions Persons with HIV/AIDS and their Families Victims of Domestic Violence Other
	<b>Geographic Areas Affected</b>	State Service Area
	<b>Associated Goals</b>	Homeless Goals HOPWA Facility-Based Housing Subsidy Assistance HOPWA Permanent Housing Placement Assistance HOPWA Resource Identification HOPWA Project Sponsor Administration

	<b>Description</b>	Rapid re-housing includes housing relocation, stabilization services, and short- and/or medium-term rental assistance as necessary to help a homeless individual or family move as quickly as possible into permanent housing and achieve stability in that housing. Rapid re-housing may involve providing last month’s rent, rental application fees, security deposits, utility deposits, utility payments, and moving costs. Services provided for homelessness prevention may involve housing search and placement, housing stability case management, mediation, legal services for subject matters such as landlord/tenant disputes, and credit repair.
	<b>Basis for Relative Priority</b>	As established in Needs Assessment Section 40, a continuum of care approach for homeless populations necessitates more options than only providing emergency shelter. In addition, Market Analysis Section 30 discusses the cost savings of rapid re-housing.
9	<b>Priority Need Name</b>	Homeless Prevention
	<b>Priority Level</b>	High
	<b>Population</b>	Extremely Low Low Large Families Families with Children Elderly Public Housing Residents Persons with HIV/AIDS and their Families Other
	<b>Geographic Areas Affected</b>	State Service Area
	<b>Associated Goals</b>	Homeless Goals HOPWA Tenant-Based Rental Assistance HOPWA Short-Term Rent, Mortgage & Utilities Asst. HOPWA Facility-Based Housing Subsidy Assistance HOPWA Permanent Housing Placement Assistance HOPWA Resource Identification HOPWA Project Sponsor Administration HOPWA Grantee Administration

	<b>Description</b>	Homelessness prevention includes using relocation and stabilization services and short- and/or medium-term rental assistance to prevent an individual or family from moving into an emergency shelter or another place. Homelessness prevention may involve providing last month's rent, rental application fees, security deposits, utility deposits, utility payments, and moving costs. Services provided for homelessness prevention may involve housing search and placement, housing stability case management, mediation, legal services for subject matters such as landlord/tenant disputes, and credit repair.
	<b>Basis for Relative Priority</b>	As established in Needs Assessment Section 40, a continuum of care approach for homeless populations necessitates more options than providing emergency shelter. Market Analysis Section 30 discusses the cost savings of homelessness prevention.
<b>10</b>	<b>Priority Need Name</b>	Public Improvements and Infrastructure
	<b>Priority Level</b>	High
	<b>Population</b>	Extremely Low Low Moderate Non-housing Community Development Other
	<b>Geographic Areas Affected</b>	State Service Area
	<b>Associated Goals</b>	CDBG Public Improvements and Facilities CDBG Economic Development CDBG Planning/Capacity Building CDBG Urgent Need CDBG Colonia Set-Aside CDBG Administration
	<b>Description</b>	Public improvements and infrastructure include water and wastewater systems, roads/streets, and other utilities. These systems are critical to the long term viability of rural communities, which often lack the financial resources to make critical upgrades for efficiency or quality standards.  SHCs in colonias include on-site technical assistance to low- and very low-income individuals and families for community development activities; infrastructure improvements; outreach and education; construction skills training; and infrastructure construction and access.

	<b>Basis for Relative Priority</b>	<p>Although the Non-Homeless Special Need category "other" does not indicate which "other" is specified in the printed version of this document, "other" in this context means colonia residents.</p> <p>The Needs Assessment shows the need for public improvements and infrastructure as a majority of the applications received for CDBG funds include improvements and/or installation of public infrastructure. This predominance demonstrates a priority need for these types of projects. Project priorities established regionally consistently support public infrastructure as among the highest needs in rural communities.</p>
11	<b>Priority Need Name</b>	Economic Development
	<b>Priority Level</b>	High
	<b>Population</b>	Extremely Low Low Moderate Non-housing Community Development Other
	<b>Geographic Areas Affected</b>	State Service Area
	<b>Associated Goals</b>	CDBG Public Improvements and Facilities CDBG Economic Development CDBG Administration
	<b>Description</b>	Economic development includes projects in support of job creation activity primarily benefiting individuals of low-to-moderate income and downtown revitalization activities to eliminate/prevent slum and blight conditions, and other activities to support the economic opportunities of non-entitlement communities.

	<b>Basis for Relative Priority</b>	<p>Although the Non-Homeless Special Need category "other" does not indicate which "other" is specified in the printed version of this document, "other" in this context means colonia residents.</p> <p>The Market Analysis shows that economic development is needed as growing urbanization and an increasingly competitive global environment present challenges for the economic conditions of rural, non-entitlement communities. CDBG funds are often used by communities to provide the infrastructure improvements necessary to secure a major employer locating or expanding operations within the community, offering permanent employment opportunities to primarily low- and moderate-income persons. Few other resources are available to meet this need in small rural communities.</p> <p>Downtown revitalization projects to eliminate blighted conditions create an environment where local small businesses can thrive. A focus on accessibility-related improvements ensures that all visitors are able to safely access the stores, restaurants, and other businesses that make our rural communities vibrant places to live, work, and visit.</p>
12	<b>Priority Need Name</b>	Public Facilities
	<b>Priority Level</b>	High
	<b>Population</b>	Extremely Low Low Moderate Non-housing Community Development Other
	<b>Geographic Areas Affected</b>	State Service Area
	<b>Associated Goals</b>	CDBG Public Improvements and Facilities CDBG Economic Development CDBG Planning/Capacity Building CDBG Urgent Need CDBG Colonia Set-Aside CDBG Administration
	<b>Description</b>	Public facilities include, but are not limited to neighborhood facilities such as health facilities, libraries, public schools or community centers, and facilities for persons with special needs such as the homeless and senior citizens.

	<b>Basis for Relative Priority</b>	<p>The Needs Assessment describes how the need for public facilities in rural communities is frequently foregone in order to employ CDBG for fundamental public infrastructure improvements. CDBG funding can support local efforts by providing facilities for important community services.</p> <p>Rural communities often face challenges in providing fire protection, frequently relying on volunteer fire departments to respond in an emergency across very large areas. Rural districts and volunteer departments rarely have resources to upgrade large equipment and vehicles to provide critical services. CDBG funds have been requested to fill this need from time to time, and more recently TDA has dedicated additional resources in this area.</p>
<b>13</b>	<b>Priority Need Name</b>	Public Services
	<b>Priority Level</b>	High
	<b>Population</b>	Extremely Low Low Moderate Non-housing Community Development Other
	<b>Geographic Areas Affected</b>	State Service Area
	<b>Associated Goals</b>	CDBG Public Improvements and Facilities CDBG Economic Development CDBG Planning/Capacity Building CDBG Urgent Need CDBG Colonia Set-Aside CDBG Colonia Self-Help Centers CDBG Administration
	<b>Description</b>	Public service activities include, but are not limited to, employment services, health services, and services for senior citizens.
	<b>Basis for Relative Priority</b>	The Needs Assessment shows the need for public services in rural communities is frequently foregone in order to employ CDBG for fundamental public infrastructure improvements. Additionally, many rural communities lack the service providers needed to deliver such services in their communities. CDBG funding may be able to bridge the gap to provide or establish needed services for some communities.



## **Narrative (Optional)**

Low-income persons with special needs for housing-related priority goals include colonia residents; elderly and frail elderly populations; homeless populations and persons at risk of homelessness; persons with alcohol and substance use disorders; persons with mental, physical, intellectual, or developmental disabilities; persons with HIV/AIDS and their families; public housing residents and persons on wait lists for public housing; veterans and wounded warriors; victims of domestic violence, including persons with protections under the Violence Against Woman Act (VAWA) (domestic violence, dating violence, sexual assault, or stalking); youth aging out of foster care; and farmworkers. Please refer to the Needs Assessment Chapter of this document for more detailed descriptions of the need associated with special needs groups. Note that when the population is listed as "other," this could be one of three populations: colonia residents, youth aging out of foster care, and farmworkers.

## SP-30 Influence of Market Conditions – 91.315(b)

### Influence of Market Conditions

Affordable Housing Type	Market Characteristics that will influence the use of funds available for housing type
<p>Tenant Based Rental Assistance (TBRA)</p>	<p>Market Analysis Section 15 shows a possible housing mismatch in which lower-income Texans frequently are only able to access higher income units. In this case, TBRA can assist with that problem. TBRA allows eligible households the funds needed to select a rental unit that may have a higher rent than they could afford.</p> <p>HOME Use of TBRA</p> <p>The HOME Program takes into account the needs of households that have a cost burden as market conditions lead to the need for TBRA. Rental subsidy and security and utility deposit assistance is provided to tenants, in accordance with written tenant selection policies, for an initial period identified in the written agreement not to exceed 24 months. If available and allowed in the written agreement, additional funds may be set-aside to provide assistance beyond 24 months.</p>

<b>Affordable Housing Type</b>	<b>Market Characteristics that will influence the use of funds available for housing type</b>
TBRA for Non-Homeless Special Needs	<p>Established in the Market Analysis Section 10, some special needs populations receive priority in many programs.</p> <p>HOME Use of TBRA for People with Special Needs</p> <p>The HOME Program considers income, availability of housing, and condition of housing for persons with special needs as market conditions that lead to the need for TBRA for this population. The Needs Assessment chapter also highlights the need in Texas for special needs populations to have access to rental housing. For example, the numbers of persons with disabilities transitioning from institutional living into community-based living is increasing, creating a priority for the State of Texas. TDHCA's TBRA is critical in helping households transition back into the community. In addition, of the households with disabilities assisted with HOME in 2018, approximately 87% used that assistance for TBRA; the remainder of the requests were for home repair or purchase.</p> <p>HOPWA use of TBRA for People with Special Needs</p> <p>For low-income PLWH and their households, a shortage of available and affordable housing is an ongoing issue. Households with poor credit, rental, or criminal histories face additional barriers to securing rental units. Additionally, owners often require applicant households to make 2.5 to 3 times the proposed unit rent in income in order to offer leases. Compounding these barriers, housing costs continue to rise (increases in rent, utilities, application fees, and deposits) while household incomes remain stagnant or even decrease. In response to these market characteristics, the DSHA HOPWA Program provides TBRA, a rental subsidy used to help households obtain or maintain permanent housing in the private rental housing market until they are able to enroll in the Housing Choice Voucher (HCV) Program or other affordable housing programs.</p>

Affordable Housing Type	Market Characteristics that will influence the use of funds available for housing type
New Unit Production	<p>Market Analysis Section 15 reflects that there are not enough affordable housing units available for renters. Market Analysis Section 15 also shows that there is a lack of supply of housing for sale, with only a 2.9 month supply of inventory for sale.</p> <p>HOME use of New Unit Production</p> <p>Because HOME Multifamily funds used for the production of multifamily housing are typically paired with other resources such as housing tax credits and/or conventional financing, the availability of those other resources influences the use of funds for new construction. As with any development, the cost of land, materials, and labor are also factors. Finally, the demand for the housing from not only income-eligible tenants but those who exhibit an ability to pay rent is a primary market characteristic.</p> <p>For single-family HOME funds for new unit production, HOME grantees, including CHDOs, state recipients, and subrecipients identify the needs for new housing in their communities before they apply. Projects are reviewed to ensure that a qualified buyer is in place prior to approval.</p> <p>CDBG Program use of New Unit Production</p> <p>Office of Colonia Initiatives (OCI) anticipates that the rise of overall construction costs stems from the increase in prices for materials, labor, and land, which may cause TDHCA to increase the average amount of assistance per household. With the increased assistance per household and lower amounts of funding per household, TDHCA may decrease the number of single-family households served with new construction.</p> <p>NHTF Program use of New Unit Production</p> <p>The Texas NHTF will provide funding for new construction (or reconstruction) of multifamily developments that meet TDHCA underwriting requirements. NHTF funds will be used for the production of multifamily rental housing for extremely low income households, which units will generally not generate sufficient income to pay operating costs, therefore NHTF will typically be leveraged by other resources such as HOME funds, housing tax credits and/or conventional financing, the availability of those other resources will impact the use of NHTF for new construction. As with any development, the cost of land, materials, and labor are also factors. Finally, the demand for the housing from not only income-eligible tenants but those who exhibit an ability to pay rent is a primary market characteristic.</p>

If NHTF is used for production of units for ownership, increasing costs for material, labor and land will factor into the assistance available for each unit, as will the availability of other fund sources to leverage NHTF. Because NHTF is

Affordable Housing Type	Market Characteristics that will influence the use of funds available for housing type
<p>Rehabilitation</p>	<p>While only approximately 2% of the Texas housing stock is considered substandard per Needs Assessment Section 10, almost half of the housing stock is over 30 years old per Market Analysis Section 20. Older housing stock can be associated with necessary housing repairs, especially if households are hoping to age in place. In addition, Market Analysis Section 10 discusses the need for barrier removal for persons with disabilities. Finally, Needs Assessment Section 30 establishes the need for rehabilitation in colonias.</p> <p>HOME and NHTF use of Rehabilitation</p> <p>When a single-family housing unit or multifamily property is determined to be in disrepair, the suitability for rehabilitation varies by project type. HOME provides assistance to owner-occupants for reconstruction or new construction of housing on the existing site, and take each housing unit on a case-by-case basis, accounting for factors such as property value, and construction costs.. For a multifamily property, the applicant for funds provides a third party property condition assessment that evaluates the extent of needed rehabilitation or reconstruction.</p> <p>ESG use of Rehabilitation</p> <p>Per 24 CFR §576.102(c), ESG has three different levels of emergency shelter rehabilitation: major rehabilitation, conversion, and renovation other than major rehabilitation or conversion. Major rehabilitation occurs when the rehabilitation exceeds 75 percent of the value of the building before rehabilitation. Conversion occurs when the cost to covert a building into an emergency shelter exceeds 75 percent of the value of the building after conversion. The minimum period of use for both major rehabilitation or conversion is 10 years. Any other cases where ESG funds are used for renovation require a minimum use period of 3 years. The “value of the building” is the reasonable monetary value assigned to the building, such as the value assigned by an independent real estate appraiser. The minimum use period must begin on the date the building is first occupied by a homeless individual or family after the completed renovation. ESG Subrecipients that conduct major rehabilitation, conversion, or renovation will enter into a Land Use Restriction Agreement (LURA) with the Department for the minimum use period required.</p> <p>CDBG use of Rehabilitation</p> <p>To address the condition of the housing stock, the CDBG Program has established a limit of \$25,000 dollars per home and a process to select homes for rehabilitation. The CDBG Program will consider adjustments based on a specific request from the subrecipient and that household’s circumstances. Vacant and abandoned housing units are not precluded from consideration. The grant recipient is responsible for establishing priority based on local housing needs.</p>

<b>Affordable Housing Type</b>	<b>Market Characteristics that will influence the use of funds available for housing type</b>
Acquisition, including preservation	<p>Market Analysis Section 15 establishes that there are not enough affordable housing units available for owners. Homebuyer assistance helps ensure that homeowners purchase units that are within their means and help to make the units more affordable. In addition, Needs Assessment Section 30 discusses the abuses of contracts for deed, which may be improved by converting the contracts to traditional mortgages, resulting in acquisition of the unit.</p> <p>HOME use of Acquisition</p> <p>HOME offers homebuyer assistance to acquire a site where there is not an existing unit of housing, or where the existing unit of housing is substandard and in need of demolition. Funds may be utilized for the purchase and subsequent new construction of a standard unit of single-family housing on the purchased site.</p> <p>CDBG use of Acquisition, Including Preservation</p> <p>SHC program assistance for acquisition comes as either a grant or a low- or 0%-interest forgivable loan. The SHC assists a market that is less likely to qualify for mortgage products at market interest rates and that use traditional underwriting criteria.</p>

**Table 61 – Influence of Market Conditions**

## **SP-35 Anticipated Resources - 91.315(a)(4), 91.320(c)(1,2)**

### **Introduction**

CPD funding is governed by this Consolidated Plan, but the State also works to collaborate, coordinate, and layer non-CPD funding sources in order to reach more Texans and more efficiently use available funds. Programs listed in the anticipated resources narrative sections below may be used to leverage CPD funds.

These include:

- 4% Housing Tax Credit (HTC)/Private Activity Bond (PAB) Program;
- 9% HTC Program;
- Multifamily Direct Loan Program;
- Homeless and Housing Services Program (HHSP);
- State Ending Homelessness Fund (EH Fund);
- State Housing Trust Fund Program;
- Texas Mortgage Credit Certificate (TX MCC) Program;
- First time homebuyer loan programs, including the My First Texas Home Program;
- Neighborhood Stabilization Program - Program Income (NSP PI);
- Section 8 Housing Choice Voucher (HCV) Program;
- Section 811 Project Rental Assistance (Section 811 PRA) Program; and
- Tax Credit Assistance Program Repayment Funds (TCAP RF).

For the programs above, the expected future funding amounts, to the extent known, are in the planning documents governing those programs. These documents are online at <http://www.tdhca.state.tx.us/>. The anticipated resources below focus on CPD Programs.

TDHCA participates in numerous committees, workgroups, and councils, which help TDHCA stay apprised of other potential resources and considerations in addressing affordable housing needs. Relationships with other federal and state agencies and local governments are extremely valuable, helping Texas agencies to coordinate housing and services and serve all Texans efficiently and effectively. TDHCA's involvement in these committees can promote opportunities to pursue federal funding opportunities. TDHCA actively seeks engagement and input from community advocates, funding recipients, potential applicants for funding, and others to obtain input regarding the development of effective policies, programs and rules. Changes to funding plans are made periodically based on feedback received through these avenues.

TDHCA is the lead agency for the following workgroups:

C-RAC: C-RAC is a committee of colonia residents appointed by the TDHCA Governing Board. It advises TDHCA regarding the needs of colonia residents and the types of programs and activities which should be undertaken by the Colonia SHCs.

Disability Advisory Workgroup (DAW): The DAW augments TDHCA's formal public comment process, affording staff the opportunity to interact more informally and in greater detail with various stakeholders and to get feedback on designing more successful programs, with a specific focus on gaining insight on issues impacting persons with disabilities.

Housing and Health Services Coordination Council (HHSCC): HHSCC is established by Texas Government Code §2306.1091. Its duties include promoting coordination of efforts to offer Service-Enriched Housing and focusing on other cross-agency efforts.

Texas Interagency Council for the Homeless (TICH): The TICH was statutorily created in 1989 to coordinate the State's homeless resources and services. The TICH consists of representatives from nine state agencies. TDHCA, as the primary source for state homelessness funding, provides administrative and planning support to the TICH.

Weatherization Assistance Program Planning Advisory Committee (WAP PAC): The WAP PAC is comprised of a broad representation of organizations and agencies and provides balance and background related to the weatherization and energy conservation programs at TDHCA.

The descriptions of the collaborations for DSHS and TDA are in the Discussion question of this section below.



**Anticipated Resources**

Program	Source of Funds	Uses of Funds	Expected Amount Available Year 1				Expected Amount Available Reminder of ConPlan \$	Narrative Description
			Annual Allocation: \$	Program Income: \$	Prior Year Resources: \$	Total: \$		
CDBG	public - federal	Acquisition Admin and Planning Economic Development Housing Public Improvements Public Services	61,276,073	1,000,000	12,510,358	73,926,073	245,104,292	TDA's CDBG Program funds community and economic development, including program income collected by the state, and program income retained by local subgrantees, excluding the colonia set-aside. Communities may also coordinate CDBG funding with U.S. Department of Agriculture's (USDA) Rural Development funds or Texas Water Development Board's (TWDB) State Revolving Fund. Program Income of \$1,165,108 will be allocated to TDA's State Revolving Loan Fund, which supports economic development. TDHCA administers a portion of the CDBG funding through its Colonia SHCs.

Program	Source of Funds	Uses of Funds	Expected Amount Available Year 1				Expected Amount Available Reminder of ConPlan \$	Narrative Description
			Annual Allocation: \$	Program Income: \$	Prior Year Resources: \$	Total: \$		
CDBG Colonias Set-aside	public - federal	Acquisition Admin and Planning Homeowner rehab Public Improvements Public Services	6,808,453	0	0	6,808,453	27,233,812	The Colonia Set-Aside is used for goals described in the Strategic Plan Section 45. The Colonia Economically Distressed Areas Program (CEDAP) Legislative Set - Aside leverages funding from the TWDB's Economically Distressed Areas Program.

Program	Source of Funds	Uses of Funds	Expected Amount Available Year 1				Expected Amount Available Reminder of ConPlan \$	Narrative Description
			Annual Allocation: \$	Program Income: \$	Prior Year Resources: \$	Total: \$		
HOME	public - federal	Acquisition Homebuyer assistance Homeowner rehab Multifamily rental new construction Multifamily rental rehab New construction for ownership TBRA	35,342,547	19,060,719	0	54,403,266	189,523,583	TDHCA's HOME Program goals are described in the Strategic Plan Section 45 for multifamily and single-family activities. Single-family HOME activities may be coordinated with State Housing Trust Fund resources, including Bootstrap Loans and the Amy Young Barrier Removal Program. HOME Multifamily Development Funds can be layered with 4% and 9% HTC's and TDHCA Multifamily Direct Loan funds, including NHTF, TCAP Repayment Funds, and NSP Program Income. TDHCA also develops rules that govern all multifamily programs, including the Multifamily Direct Loan Program, known as the State Multifamily Rules, which includes but is not limited to the Uniform Multifamily Rules and the Housing Tax Credit Program Qualified Allocation Plan. TDHCA develops the Multifamily Direct Loan (MFDL) Program Rule.

Consolidated Plan

TEXAS

179

Program	Source of Funds	Uses of Funds	Expected Amount Available Year 1				Expected Amount Available Reminder of ConPlan \$	Narrative Description
			Annual Allocation: \$	Program Income: \$	Prior Year Resources: \$	Total: \$		
HOPWA	public - federal	Permanent housing in facilities Permanent housing placement Short term or transitional housing facilities STRMU Supportive services TBRA	4,981,406	0	0	4,981,406	19,925,624	DSHS HOPWA Program authorizes the following activities: TBRA; STRMU; Facility-Based Housing Subsidy Assistance; PHP; Supportive Services, Housing Information Services, Resource Identification, Project Sponsor Administration, and Grantee Administration. Project Sponsors leverage available funds from the Ryan White HIV/AIDS Program to assist households with other core medical and support services.

Program	Source of Funds	Uses of Funds	Expected Amount Available Year 1				Expected Amount Available Reminder of ConPlan \$	Narrative Description
			Annual Allocation: \$	Program Income: \$	Prior Year Resources: \$	Total: \$		
ESG	public - federal	Conversion and rehab for transitional housing Financial Assistance Overnight shelter Rapid re-housing (rental assistance) Rental Assistance Services Transitional housing	9,643,857	0	0	9,643,857	38,575,428	TDHCA's ESG funds are awarded via contract to Subrecipient agencies that provide emergency shelter, homelessness prevention, rapid rehousing, and Homeless Management Information Systems (HMIS) activities. HHSP is Texas state general revenue funding for the eight largest cities to provide flexibility to undertake activities that complement ESG activities. Note that not all ESG direct recipients in Texas are HHSP grantees.

Program	Source of Funds	Uses of Funds	Expected Amount Available Year 1				Expected Amount Available Reminder of ConPlan \$	Narrative Description
			Annual Allocation: \$	Program Income: \$	Prior Year Resources: \$	Total: \$		
Housing Trust Fund	public - federal	Multifamily rental new construction Multifamily rental rehab	16,617,908	0	0	16,617,908	66,471,632	TDHCA's NHTF Program goals are described in the Strategic Plan Section 45 for multifamily and single family activities. NHTF Multifamily Development Funds can be layered with 4% HTC and 9% HTCs, and TDHCA Multifamily Direct Loan funds, including HOME, HOME-CHDO, NSP Program Income and TCAP Loan Repayment. TDHCA also develops rules that govern all multifamily programs, including the Multifamily Direct Loan Program, known as the State Multifamily Rules, which includes but is not limited to the Uniform Multifamily Rules and the Housing Tax Credit Program Qualified Allocation Plan. TDHCA develops the Multifamily Direct Loan (MFDL) Program Rule specifically for the MFDL Program.

**Table 62 - Anticipated Resources**

**Explain how federal funds will leverage those additional resources (private, state and local funds), including a description of how matching requirements will be satisfied**

HOME

HOME multifamily development is often used to leverage with the HTC Program, which authorizes 9% low-income housing tax credits of \$2.75 per capita for each state, and 4% HTC in amounts linked to the usage of the state's cap for issuance of tax exempt PABs to finance affordable housing development. In Texas, this equates to approximately \$79,500,000 in 9% tax credits available to be awarded annually. These credits may be claimed each year for ten years and represents potential tax credit value on the magnitude of \$798,000,000. The credits are usually syndicated to limited partner investors to yield cash for use in eligible development activities. Currently typical syndication rates range between 88% and 92%. TDHCA's Qualified Allocation Plan (QAP) identifies the criteria used for selection of eligible developments to provide housing for low-income tenants. HOME provides increased leverage, allowing property owners to utilize fewer tax credits and less private debt and local funding, thus providing more efficient use of resources. Other leveraging sources may include United States Department of Agriculture (USDA) operating subsidies and loans, and conventional and FHA-insured loans. Match requirements for the HOME Multifamily Direct Loan Program will in part be met through Rules and NOFAs that establish awardees' up to 10% of the award amount. In addition to match provided as part of the developer's obligation, TCAP RF may be utilized as HOME match, and THDCA calculates to below market interest rates on eligible loans provided to the HOME development which is included in the match funds reported in the CAPER. TDHCA requires Subrecipients and state recipients to provide match of up to 15% of the project hard costs for some single family activities.

ESG

To meet the ESG match requirement, TDHCA includes the provision of evidence of proposed match as part of the ESG application process. TDHCA awards additional points to applicants that commit to provide match in excess of the requirements. Subrecipients that also administer HHSP funds or funds from the EH Fund may utilize those funds as match for ESG, if they are otherwise eligible to be counted as match.

HOPWA

Texas HOPWA does not have program income but leverages funds whenever possible. Leveraged funds include non-HOPWA federal, state, local, and private sources. Leveraged funds or other assistance are used directly in or in support of HOPWA program delivery. AAs do not receive HOPWA administration funds from DSHS, so those costs are leveraged from other funding sources. Texas is not required to match the HOPWA formula award.

Due to IDIS character limits, CDBG and NHTF Leveraging is described in the question below.

**If appropriate, describe publically owned land or property located within the state that may be used to address the needs identified in the plan**

## CDBG Leverages

More than 85% of TX CDBG grants include local match fund commitments. Matching funds are required for certain grants, while other grants award points to encourage local match; a sliding scale allows smaller communities to contribute less match funding than larger communities. Match funds may be provided by the applicant, or by a water or sewer utility benefiting from the project. Economic development (ED) projects benefiting private business require 1-for-1 match commitment, with the business most often providing this substantial match.

Recent updates to the Colonia SHC Program rules have capped program assistance at \$75,000 per household for reconstruction and new construction, and \$60,000 per household for rehabilitation. These limits have recently increase due to the rising cost of construction and labor.

## NHTF Program Leveraging

NHTF multifamily development may be used to leverage with the HTC Program, which was created by the Tax Reform Act of 1986 and authorizes 9% low-income housing tax credits in the amount of \$2.75 per capita for each state, and 4% low-income housing tax credits in amounts linked to the usage of the state's cap for issuance of tax exempt bond to finance affordable housing development. In Texas, this equates to approximately \$79,500,000 in 9% tax credits available to be awarded by TDHCA annually.

These credits may be claimed each year for ten years and this represents potential tax credit value on the magnitude of \$798,000,000. The tax credits are syndicated to limited partner investors to yield cash for use in eligible development activities. Currently typical syndication rates range between 88% and 92%. TDHCA must develop a Qualified Allocation Plan (QAP) for the selection of eligible developments to provide housing for the low-income tenants. NHTF provides increased leverage, allowing the property owners to utilize fewer tax credits and less private debt and local funding, therefore providing more efficient use of resources.

## State Owned Land

The Texas General Land Office manages state owned lands and mineral rights totaling approximately 13 million acres. Much of this is leased for the benefit of the Permanent School Fund, an endowment fund established in 1876 for the benefit of Texas public school education. There is currently no plan to use state owned land for affordable housing or community development goals; however, local jurisdictions occasionally donate land or property in support of activities designed to address the needs identified in the plan as part of their contribution to locally administered programs.

## Discussion

### HOPWA

Continuing with the discussion of collaboration begun in the Introduction of this section,



DSHS works with community partners, stakeholders, and health care providers statewide to strengthen services that prevent new infections, improve diagnosis rates, and fill gaps in clinical treatment and related support services. DSHS HIV initiatives are intended to reduce the number of undiagnosed HIV infections and increase the number of virally suppressed PLWH. Integral to this collaboration is the Texas HIV Syndicate. The Syndicate is the Texas integrated HIV prevention and care planning group. The Syndicate includes representation from people living with HIV, HIV prevention and care organizational leaders, and community stakeholders, many of which are HOPWA Project Sponsors. The Texas HIV Syndicate produced *Achieving Together*, a community plan to end the HIV epidemic in Texas. This plan reflects the ideas, recommendations, and guidance of the Texas HIV Syndicate and *Achieving Together* Partners, as well as statewide community engagement efforts with PLWH, people impacted by HIV, clinicians, and researchers. The plan has six focus areas, one of which addresses mental health, substance use, housing and criminal justice. DSHS also holds a biennial HIV/STD conference. The purpose of the conference is to educate and inform HIV/STD health professionals who serve Texans living with and affected by HIV and other STDs. The conference typically draws 800 to 1,000 HIV/STD health professionals from throughout Texas. The next conference will be held in 2020. Within DSHS, the TB/HIV/STD Epidemiology and Surveillance Branch collects and reports data on HIV in Texas, which includes data submission to the Centers for Disease Control and Prevention (CDC). This data is subsequently used by HUD to determine HOPWA formula allocations and is also used for planning, development, implementation, and evaluation of HIV services programs, including HOPWA.

Finally, TDA participates in the following workgroups:

**Texas Water Infrastructure Coordination Committee (TWICC):** TWICC is a voluntary organization of federal and state funding agencies and technical assistance providers that address water and wastewater needs throughout the State. TDA participates in TWICC to coordinate efforts to leverage funds.

**Drought Preparedness Council,** The Council was authorized and established by the 76th Texas Legislature in 1999, and is responsible for assessment and public reporting of drought monitoring and water supply conditions, along with other duties.

**Main Street Interagency Council.** The Main Street Interagency Council evaluates and ranks Main Street applications and makes recommendations to the Commission for new Main Street designations.

**Texas Joint Housing Solutions Workgroup.** The Texas Joint Housing Solutions Workgroup is a collection of state and federal agencies and organizations who work to identify resources that can address temporary unmet housing needs and solutions that allow disaster survivors to transition to permanent housing. TDHCA and TDA both participate in this workgroup.

These workgroups, committees, and councils help to strengthen communication between state agencies as well as provide opportunities to layer or combine funding sources.

With the block grants and the layering resources listed above, there are also CDBG Disaster Recovery (DR) funds for Hurricanes Rita, Dolly, Ike, Harvey and Wildfires. Hurricane Rita Disaster Recovery for housing and non-housing recovery is in 29 counties. Ike Disaster Recovery for housing and non-housing recovery is in 62 counties. Harvey Disaster Recovery for housing and non-housing recovery is in 60 counties. Wildfire Recovery non-housing recovery is in 65 counties. More details can be found at <http://recovery.texas.gov/action-plans/index.html>

## SP-40 Institutional Delivery Structure – 91.315(k)

Explain the institutional structure through which the jurisdiction will carry out its consolidated plan including private industry, non-profit organizations, and public institutions.

Responsible Entity	Responsible Entity Type	Role	Geographic Area Served
San Antonio Metropolitan Ministries	Non-profit organizations	Homelessness	Other
Maverick County Hospital District (MCHD)	Subrecipient	Non-homeless special needs	Other
Victoria County Public Health Department (VCPHD)	Subrecipient	Non-homeless special needs	Other
Alamo Area Resource Center (AARC)	Subrecipient	Non-homeless special needs	Other
BEAT AIDS Coalition Trust (BEAT)	Subrecipient	Non-homeless special needs	Other
Community Action of Central Texas (CA)	Subrecipient	Non-homeless special needs	Other
United Way of the Greater Fort Hood Area (UWGFHA)	Subrecipient	Non-homeless special needs	Other
Waco-McLennan County Public Health District (WMCPHD)	Subrecipient	Non-homeless special needs	Other
NORTEX Regional Planning Commission (NORTEX)	Subrecipient	Non-homeless special needs	Other
Project Unity (PU)	Subrecipient	Non-homeless special needs	Other
Shannon Supportive Health Services (SSHS)	Subrecipient	Non-homeless special needs	Other
Your Health Clinic (YHC)	Subrecipient	Non-homeless special needs	Other
Dallas County Health and Human Services (DCHHS)	Subrecipient	Non-homeless special needs	Other
Beaumont Housing Authority (BHA)	Subrecipient	Non-homeless special needs	Other
Access Health	Subrecipient	Non-homeless special needs	Other

<b>Responsible Entity</b>	<b>Responsible Entity Type</b>	<b>Role</b>	<b>Geographic Area Served</b>
Brown Family Health Center (BFHC)	Subrecipient	Non-homeless special needs	Other
AIDS FOUNDATION HOUSTON	Subrecipient	Non-homeless special needs	Other
Special Health Resources for Texas (SHRT)	Subrecipient	Non-homeless special needs	Other
East Texas CARES (ETC)	Subrecipient	Non-homeless special needs	Other
Panhandle AIDS Support Organization (PASO)	Subrecipient	Non-homeless special needs	Other
Basin Assistance Services (BAS)	Subrecipient	Non-homeless special needs	Other
SOUTH PLAINS COMMUNITY ACTION ASSOCIATION	Subrecipient	Non-homeless special needs	Other
City of Laredo Health Department (CLHD)	Subrecipient	Non-homeless special needs	Other
Valley AIDS Council (VAC)	Subrecipient	Non-homeless special needs	Other
Coastal Bend Wellness Foundation (CBWF)	Subrecipient	Non-homeless special needs	Other
Big Country AIDS Resources (BCAR)	Subrecipient	Non-homeless special needs	Other
AIDS Outreach Center (AOC)		Non-homeless special needs	Other
SALVATION ARMY	Subrecipient	Non-homeless special needs	Other
Bexar County	Other	Non-homeless special needs	Region
Dallas County Health and Human Services HOPWA Unit	Subrecipient	Non-homeless special needs	Other
Brazos Valley Council of Governments	Other	Non-homeless special needs	Region

<b>Responsible Entity</b>	<b>Responsible Entity Type</b>	<b>Role</b>	<b>Geographic Area Served</b>
Brazos Valley Council of Governments	Regional organization	Economic Development Non-homeless special needs public facilities public services	Region
The Houston Regional HIV/AIDS Resource Group, Inc.	Other	Non-homeless special needs	Region
StarCare Specialty Health	Other	Non-homeless special needs	Region
TARRANT COUNTY		Non-homeless special needs	Region
ARK TEX COUNCIL OF GOVERNMENTS	Regional organization	Economic Development Non-homeless special needs public services	Region
North Central Texas Council of Governments		Economic Development Non-homeless special needs public facilities public services	Region
Texoma Council of Governments	Regional organization	Economic Development Non-homeless special needs public facilities public services	Region
Permian Basin Regional Planning Commission	Regional organization	Economic Development Non-homeless special needs public facilities public services	Region

<b>Responsible Entity</b>	<b>Responsible Entity Type</b>	<b>Role</b>	<b>Geographic Area Served</b>
PANHANDLE REGIONAL PLANNING COMMISSION	Regional organization	Economic Development Non-homeless special needs public facilities public services	Region
Rio Grande Council of Governments	Regional organization	Economic Development Non-homeless special needs public facilities public services	Region
NORTEX Regional Planning Commission	Regional organization	Economic Development Non-homeless special needs public facilities public services	Region
South Plains Association of Governments	Regional organization	Economic Development Non-homeless special needs public facilities public services	Region
West Central Texas Council of Governments	Regional organization	Economic Development Non-homeless special needs public facilities public services	Region
Concho Valley Council of Governments	Regional organization	Economic Development Non-homeless special needs public facilities public services	Region

<b>Responsible Entity</b>	<b>Responsible Entity Type</b>	<b>Role</b>	<b>Geographic Area Served</b>
East Texas Council of Governments	Regional organization	Economic Development Non-homeless special needs public facilities public services	Region
Capital Area Council of Governments	Regional organization	Economic Development Non-homeless special needs public facilities public services	Region
Coastal Bend Council of Governments	Regional organization	Economic Development Non-homeless special needs public facilities public services	Region
Golden Crescent Regional Planning	Regional organization	Economic Development Non-homeless special needs public facilities public services	Region
Houston-Galveston Area Council	Regional organization	Economic Development Non-homeless special needs public facilities public services	Region
Alamo Area Council of Governments	Regional organization	Economic Development Non-homeless special needs public facilities public services	Region

<b>Responsible Entity</b>	<b>Responsible Entity Type</b>	<b>Role</b>	<b>Geographic Area Served</b>
Deep East Texas Council of Governments	Regional organization	Economic Development Non-homeless special needs public facilities public services	Region
South East Texas Regional Planning Commission	Regional organization	Economic Development Non-homeless special needs public facilities public services	Region
Lower Rio Grande Valley Development Corp.	Regional organization	Economic Development Non-homeless special needs public facilities public services	Region
Middle Rio Grande Development Council	Regional organization	Economic Development Non-homeless special needs public facilities public services	Region
South Texas Development Council	Other	Economic Development Non-homeless special needs public facilities public services	Region
Central Texas Council of Government	Regional organization	Economic Development Non-homeless special needs public facilities public services	Region



<b>Responsible Entity</b>	<b>Responsible Entity Type</b>	<b>Role</b>	<b>Geographic Area Served</b>
Heart of Texas Council of Governments	Regional organization	Economic Development Non-homeless special needs public facilities public services	Region
Family Endeavors, Inc.	Non-profit organizations	Homelessness	Other
YOUTH AND FAMILY ALLIANCE DBA LIFEWORKS	Non-profit organizations	Homelessness	Other
THE FAMILY PLACE	Non-profit organizations	Homelessness	Other
SHARED HOUSING CENTER	Non-profit organizations	Homelessness	Other
Tarrant County Homeless Coalition	Non-profit organizations	Homelessness	Other
THE SALVATION ARMY	Non-profit organizations	Homelessness	Other
Center Against Family Violence	Non-profit organizations	Homelessness	Other
FAMILY ABUSE CENTER, INC.	Non-profit organizations	Homelessness	Other
ADVOCACY OUTREACH	Non-profit organizations	Homelessness	Other
LA POSADA PROVIDENCIA	Non-profit organizations	Homelessness	Other
MID-COAST FAMILY SERVICES, INC.	Non-profit organizations	Homelessness	Other
THE SALVATION ARMY, TX	Non-profit organizations	Homelessness	Other
The Salvation Army - Tyler	Non-profit organizations	Homelessness	Other
Woman's Shelter of East Texas, INC	Non-profit organizations	Homelessness	Other
SHELTER AGENCIES FOR FAMILIES IN EAST TEXAS	Non-profit organizations	Homelessness	Other
CITY OF DENTON	Government	Homelessness	Other

<b>Responsible Entity</b>	<b>Responsible Entity Type</b>	<b>Role</b>	<b>Geographic Area Served</b>
CORPUS CHRISTI HOPE HOUSE, INC.	Regional organization	Homelessness	Other
Matagorda County Women's Center	Non-profit organizations	Homelessness	Other
City of Amarillo	Government	Homelessness	Other
Alliance of Community Assistance Ministries, inc.	Non-profit organizations	Homelessness	Other
SEARCH	Non-profit organizations	Homelessness	Other
THE BRIDGE OVER TROUBLED WATERS, INC	Non-profit organizations	Homelessness	Other
Northwest Assistance Ministries	Non-profit organizations	Homelessness	Other
City of Beaumont	Government	Homelessness	Other
Proyecto Azteca, Inc.	CHDO	Ownership	Colonias
Texas CDBG	Departments and agencies	Economic Development Non-homeless special needs public facilities public services	State
TEXAS DEPARTMENT OF HOUSING AND COMMUNITY AFFAIRS	Departments and agencies	Homelessness Planning Public Housing Rental	State
TEXAS DEPARTMENT OF STATE HEALTH SERVICES	Departments and agencies	Non-homeless special needs	State
HIDALGO COUNTY	Government	Economic Development Non-homeless special needs Ownership Planning public facilities public services	Colonias

<b>Responsible Entity</b>	<b>Responsible Entity Type</b>	<b>Role</b>	<b>Geographic Area Served</b>
EL PASO COUNTY	Government	Economic Development Non-homeless special needs Ownership Planning public facilities public services	Colonias
DEL RIO HOUSING AUTHORITY	Government	Non-homeless special needs Ownership Public Housing Rental public facilities	Colonias
VAL VERDE COUNTY	Government	Economic Development Non-homeless special needs Ownership Planning public facilities public services	Colonias
MAVERICK COUNTY	Government	Economic Development Non-homeless special needs Ownership Planning public facilities public services	Colonias
WEBB COUNTY	Government	Economic Development Non-homeless special needs Ownership Planning public facilities public services	Colonias

<b>Responsible Entity</b>	<b>Responsible Entity Type</b>	<b>Role</b>	<b>Geographic Area Served</b>
STARR COUNTY	Government	Economic Development Non-homeless special needs Ownership Planning public facilities public services	Colonias
COMMUNITY DEVELOPMENT CORPORATION OF BROWNSVILLE	Non-profit organizations	Ownership Rental	Colonias
WILLACY COUNTY	Government	Economic Development Non-homeless special needs Ownership public facilities public services	Region
Starr County Self-Help Center	Non-profit organizations	Ownership	Colonias

**Table 63 - Institutional Delivery Structure**

**Assess of Strengths and Gaps in the Institutional Delivery System**

The institutional delivery system of the Grantee involves three State departments: TDHCA, TDA, and DSHS. For the State, one institutional delivery gap is the limited staff resources. As a result of the revisions to the HUD HOME Rule, TDHCA has been assigned expanded responsibility for monitoring and oversight with no increase in level of funding for this purpose. For TDA, fewer staff and limited financial resources have impacted program decisions, including the type of funding opportunities offered, limited travel for on-site technical assistance in a very large state, and changing application procedures. There is a great amount of need demonstrated in the Needs Assessment, of which only a small portion can be addressed with the resources available. Every year the programs are oversubscribed.

Moving on to the programs institutional deliveries, HOME provides loans and grants through units of general local government, public housing authorities, CHDOs, nonprofit organizations and other eligible entities. TDHCA sets-aside a portion of the HOME allocation for CHDO operations, offers periodic training specific to CHDO activities, and encourages participation at CHDO training events offered by HUD.

For ESG, the program had traditionally funded subrecipients through a statewide competitive Notice of Funding Availability (NOFAs). However, this system led to gaps in ESG subrecipients service areas because applicants in certain areas of the State may not have scored high enough to receive an award. ESG now has better coordination through geographic targeting of funds to the CoC areas to try and close these funding gaps.

NHTF provides low interest rate, soft repayable and deferred forgivable loans to public housing authorities, nonprofit organizations, and other eligible entities. TDHCA sets aside all of the NHTF allocation for eligible Developments to construct or rehabilitated HTF-assisted units for Extremely Low Income persons. Eligible Developments are awarded through the Uniform Multifamily Application process.

For HOPWA, Grantee and Project Sponsor administration caps are low, requiring salaries to be leveraged from other funding sources. Historically, this has affected the quality and scope of programmatic oversight at the DSHS, AA, and Project Sponsor levels. AAs and Project Sponsors often experience high turnover each year, including key staff with HOPWA responsibilities and programmatic subject-matter expertise. While the DSHS HOPWA Program provides statewide coverage, there is often only one program access point per HSDA. Some HSDAs span vast regions. For many households living in non-urban or less-developed areas, transportation to medical appointments, to obtain medication, and to meet with Project Sponsor staff are barriers to accessing housing assistance and supportive services as there is little public transportation infrastructure.

For CDBG, funds are awarded through competitive applications, other than the small portion directed to TDHCA to support Colonia SHCs. TDA ensures that communities in each region of the state receive grants, however current funding levels cannot meet the needs of all eligible communities. In fact, communities must limit their requests to the highest priority projects, and many communities do not apply for funding based on the limited funds available.

### **Assess the strengths and gaps in the institutional delivery system working within the Colonias**

Colonia communities are often geographically dispersed within their counties and do not have a formal organizational structure. Local government entities and nonprofit organizations that want to apply for funding on behalf of colonia residents may not have the staff resources or experience to navigate complex federal programs. Colonia communities and border counties also do not have a tradition of using private outside administrators to ensure compliance with federal regulations.

TDHCA's HOME Division allocates funding for contract-for-deed-conversion activities each year specifically designed to assist households in moving from contract-for-deed situations into a traditional mortgage. The funds assure a continued revenue stream for administrators working on these issues, and promote capacity. Other HOME funds are limited to non-PJs by State statute, and most colonias are located in these areas.

There appears to be a less than state average incidence of literal homelessness in the colonias; however, there is a greater number of overcrowded housing as family members double up in one unit. Since Colonia communities often do not have formal organizational structure, no organizations within Colonias have applied for funding through TDHCAs NOFAs for ESG. TDHCA provides incentives for service to colonias in its ESG NOFAs.

The CDBG Program includes a colonia set-aside to address ongoing infrastructure and housing needs in Colonias. Counties apply for funding on behalf of colonia communities, and many administer the projects using local staff after certifying their capacity to do so. CDBG-funded projects may also include, or be related to, funding from other state and federal agencies, which increases the complexity of the projects. TDA works with other agencies to create as smooth a process as possible, but must rely on the County and its administrative staff or consultant to complete the projects.

TDHCA has three Border Field Offices strategically placed along the Texas-Mexico border. These offices disseminate information and extend on-going technical assistance to grass roots organizations and units of general local government who serve colonia residents.

**Availability of services targeted to homeless persons and persons with HIV and mainstream services**

<b>Homelessness Prevention Services</b>	<b>Available in the Community</b>	<b>Targeted to Homeless</b>	<b>Targeted to People with HIV</b>
<b>Homelessness Prevention Services</b>			
Counseling/Advocacy	X	X	X
Legal Assistance	X	X	X
Mortgage Assistance	X		X
Rental Assistance	X	X	X
Utilities Assistance	X	X	X
<b>Street Outreach Services</b>			
Law Enforcement	X		
Mobile Clinics	X		X
Other Street Outreach Services	X	X	X
<b>Supportive Services</b>			
Alcohol & Drug Abuse	X	X	X
Child Care	X	X	X
Education	X	X	X
Employment and Employment Training	X	X	X
Healthcare	X	X	X
HIV/AIDS	X	X	X
Life Skills	X	X	X
Mental Health Counseling	X	X	X

Supportive Services			
Transportation	X	X	X
Other			
Insurance Assistance, Food Pantry	X		X

Table 64 - Homeless Prevention Services Summary

**Describe the extent to which services targeted to homeless person and persons with HIV and mainstream services, such as health, mental health and employment services are made available to and used by homeless persons (particularly chronically homeless individuals and families, families with children, veterans and their families and unaccompanied youth) and persons with HIV within the jurisdiction**

The sheer size of Texas results in large areas of the state where there are significant gaps in the availability of services for persons who are homeless or at risk of homelessness. This is especially true in rural areas where only one organization may serve numerous counties and towns.

Regarding ESG, mainstream services such as health, mental health and employment services are primarily provided to homeless persons who are residing in emergency shelter or who have been housed through rapid re-housing. Of the 50 Subrecipients of 2019 ESG funds, the majority provide case management, transportation, education, employment search, and life skills training. Healthcare, mental health, child care, and legal services were the least offered.

During the HOPWA 2018 program year, 73.53% of funds were allocated to housing assistance services, 18.71% of funds were allocated to supportive services, and 7.77% of funds were allocated to grantee and Project Sponsor administration. By the end of the DSHS HOPWA Program year, Project Sponsors provided housing assistance services to 1,255 unduplicated households and provided supportive services to 1,204 unduplicated households. Historically, DSHS, AAs, and Project Sponsors have prioritized housing assistance and supportive services because they are the most important and indispensable HOPWA activities. HOPWA Project Sponsors must share program information and eligibility criteria routinely with other HIV prevention and care agencies, local housing authorities, and other affordable housing programs in their HSDA(s). Ryan White HIV/AIDS Program applicants are informed of housing assistance and supportive services during intake and existing clients are informed during routine medical, psychosocial, or other appointments. The DSHS HOPWA Program is situated within a comprehensive network of core medical and support services funded in part by the DSHS HIV Care Services Group including outpatient/ambulatory health services, oral health services, health insurance premium and cost sharing assistance services, Texas HIV Medication Program (THMP) services, and many others. PLWH who are new to care or have returned to care are screened for housing needs during intake and routine appointments.

**Describe the strengths and gaps of the service delivery system for special needs population and persons experiencing homelessness, including, but not limited to, the services listed above**

For the State agencies, many workgroups, committees, or councils help to address service delivery for special needs populations. These are described in Strategic Plan Section 30.

For the CPD Programs, HOME single-family focuses resources on the needs of disabled populations, as described in Strategic Plan Section 25. TDHCA's HOME Multifamily Development funds are often paired with competitive housing tax credits. Competitive housing tax credits are awarded to applicants based upon a scoring system, and one way to obtain points is by committing to set-aside at least 5% of units for Persons with Special Needs as defined by TDHCA and to set-aside at least an additional 2% of units for referrals from the COC or local homeless service provider. . Therefore, the majority of HOME Multifamily Development funds are used, albeit indirectly, for developments set-aside units for Persons with Special Needs. Developments awarded HOME/NHTF Multifamily Development funds alone or in conjunction with noncompetitive housing tax credits typically do not have an incentive to set-aside units for Persons with Special Needs, unless those developments are awarded under the Persons with Disabilities set-aside.

HOPWA Project Sponsors continue to report that Single Point of Access or wrap-around models demonstrate excellent results with increased access and adherence to medical care (although lack of transportation and proper eligibility documentation are frequently cited as barriers). The model provides PLWH with medical, psychosocial, and educational supportive services in a central location. Regardless of location, many Project Sponsors continue to monitor medical appointments, medication, and/or treatment adherence for program participants.

For CDBG, three Border Field Offices along the Texas-Mexico border support colonia-serving grantees with on-going technical assistance as well as disseminate information directly to colonia residents. C-RAC, which consists of individuals that live in the colonias that are addressed with SHC funds, exists to advise TDHCA/TDA and assess its CDBG-funded activities in the colonias.

**Provide a summary of the strategy for overcoming gaps in the institutional structure and service delivery system for carrying out a strategy to address priority needs**

The State works to streamline program delivery by cross training and education. Training includes offerings through other government agencies, such as the State Office of Risk Management and the Comptroller, as well as tuition reimbursement for classes related to duties at work. Cross training in particular allows for greater flexibility in staff positions, making them more efficient and effective.

The State works to leverage and layer funding sources. Collaboration among State agencies and local communities is paramount. While the leveraging and layering cannot stretch the funds to address all the needs, it makes existing funds go further to reach more Texans in need.



Regarding HOME, most funds for single-family activities are funded utilizing a model that allows for submission of individual household activities on a ready-to-proceed basis rather than requiring subrecipients and State Recipients to enter into an agreement for funds without having identified specific eligible projects. Use of this system of fund reservation provides subrecipients and State Recipients more flexibility in the usage of HOME funds, expands the network of administrators, and allows TDHCA to serve a broader geographic area. TDHCA allocates HOME funds for single family activities including CHDO, homebuyer, homeowner, and TBRA on a household-by-household basis. Through the Reservation System, TDHCA is using HOME funds more promptly, serving more households in a more diverse area, and expanding its network of providers.

The HOME Multifamily Development Program awards the large majority of its funds to applicants who receive allocations through either 9% HTC Program or the 4% HTC Program. This partnership with a highly scrutinized funding source can be viewed as a distinct strength in the institutional delivery of HOME Multifamily Development Program.

For ESG, TDHCA allocates a formula-based amount of funding to each CoC region in the state in an effort to assure distribution to as many areas of the state as possible. For the 2019 ESG allocation, TDHCA accepted proposals from lead agencies within each CoC to administer a local competition for funding in order to align TDHCA ESG funding with the local CoC priorities. Of the 11 CoCs in Texas, TDHCA contracted with three lead agencies, and applicants in the remaining CoC regions applied directly to TDHCA for funding. Applications compete first with other applications in the same CoC region, and then remaining funding is pooled to fund the highest scoring applications overall. This funding mechanism is designed to select the highest quality applications while prioritizing geographic distribution and local goals.

DSHS will continue to leverage existing State and AA resources to administer the HOPWA Program. DSHS and AAs will continue to provide technical assistance and training to Project Sponsors as needed. To accommodate the needs of various households and assure proper use of staff resources, Project Sponsors will continue to offer multiple methods of taking applications. If an interested household is unable to interview at a Project Sponsors application office, then Project Sponsors will arrange an interview at the households current residence or other agreed location.

For CDBG, TDA provides training through published policies, workshops, and on-site visits. Workshops and webinars are held prior to each competitive application cycle to ensure that all interested communities, particularly jurisdictions with low- to moderate-income and colonia areas, will have the information to compete for funding. Additional training is provided to ensure that grant recipients are aware of all federal and state requirements. All projects receive an initial site visit, an assigned TDA staff member for Contract Management, and a risk assessment is used to determine which projects require on-site reviews at project completion.

## SP-45 Goals Summary – 91.315(a)(4)

### Goals Summary Information

Sort Order	Goal Name	Start Year	End Year	Category	Geographic Area	Needs Addressed	Funding	Goal Outcome Indicator
1	Homeless Goals	2020	2024	Homeless	State of Texas	Rehabilitation of Housing Homeless Outreach Emergency Shelter and Transitional Housing Rapid Re-housing Homeless Prevention	ESG: \$48,219,285	Tenant-based rental assistance / Rapid Rehousing: 5115 Households Assisted  Homeless Person Overnight Shelter: 84147 Persons Assisted  Homelessness Prevention: 15067 Persons Assisted
2	Acquisition & Construction of Single Family Housing	2020	2024	Affordable Housing Non-Homeless Special Needs	State of Texas	Production of New Units	HOME: \$9,554,174	Homeowner Housing Added: 76 Household Housing Unit
3	Reconstruction of Single Family Housing	2020	2024	Affordable Housing Non-Homeless Special Needs	State of Texas	Rehabilitation of Housing	HOME: \$66,742,862	Homeowner Housing Rehabilitated: 561 Household Housing Unit

Sort Order	Goal Name	Start Year	End Year	Category	Geographic Area	Needs Addressed	Funding	Goal Outcome Indicator
4	Tenant Based Rental Assistance with HOME Funding	2020	2024	Affordable Housing Non-Homeless Special Needs	State of Texas	Rental Assistance	HOME: \$33,080,340	Tenant-based rental assistance / Rapid Rehousing: 1504 Households Assisted
5	Households in New/Rehabilitated Multifamily Units	2020	2024	Affordable Housing Non-Homeless Special Needs	State of Texas	Production of New Units Rehabilitation of Housing	HOME: \$110,487,087	Rental units constructed: 712 Household Housing Unit  Rental units rehabilitated: 305 Household Housing Unit
6	NHTF Households in New/Rehabbed Multifamily Units	2020	2024	Affordable Housing Non-Homeless Special Needs	State of Texas	Production of New Units Rehabilitation of Housing	Housing Trust Fund: \$74,780,585	Rental units constructed: 300 Household Housing Unit  Rental units rehabilitated: 75 Household Housing Unit
7	HOPWA Tenant-Based Rental Assistance	2020	2024	Affordable Housing Non-Homeless Special Needs	State of Texas	Rental Assistance Homeless Prevention	HOPWA: \$13,872,140	Tenant-based rental assistance / Rapid Rehousing: 2930 Households Assisted

Sort Order	Goal Name	Start Year	End Year	Category	Geographic Area	Needs Addressed	Funding	Goal Outcome Indicator
8	HOPWA Short-Term Rent, Mortgage & Utilities Asst.	2020	2024	Affordable Housing Non-Homeless Special Needs	State of Texas	Homeless Prevention	HOPWA: \$2,826,160	Homelessness Prevention: 2410 Persons Assisted
9	HOPWA Facility-Based Housing Subsidy Assistance	2020	2024	Affordable Housing Homeless Non-Homeless Special Needs	State of Texas	Rental Assistance Emergency Shelter and Transitional Housing Rapid Re-housing Homeless Prevention	HOPWA: \$1,661,120	Homeless Person Overnight Shelter: 445 Persons Assisted
10	HOPWA Permanent Housing Placement Assistance	2020	2024	Affordable Housing Homeless Non-Homeless Special Needs	State of Texas	Rental Assistance Rapid Re-housing Homeless Prevention	HOPWA: \$653,305	Public service activities other than Low/Moderate Income Housing Benefit: 630 Persons Assisted
11	HOPWA Funded Supportive Services	2020	2024	Affordable Housing Homeless Non-Homeless Special Needs	State of Texas	Supportive Services for Persons with HIV/AIDS	HOPWA: \$3,971,600	Public service activities other than Low/Moderate Income Housing Benefit: 5510 Persons Assisted
12	HOPWA Housing Information Services	2020	2024	Affordable Housing Non-Homeless Special Needs	State of Texas	Supportive Services for Persons with HIV/AIDS	HOPWA: \$60,075	Public service activities other than Low/Moderate Income Housing Benefit: 175 Persons Assisted

Sort Order	Goal Name	Start Year	End Year	Category	Geographic Area	Needs Addressed	Funding	Goal Outcome Indicator
13	HOPWA Resource Identification	2020	2024	Affordable Housing Homeless Non-Homeless Special Needs	State of Texas	Rental Assistance Supportive Services for Persons with HIV/AIDS Emergency Shelter and Transitional Housing Rapid Re-housing Homeless Prevention	HOPWA: \$66,925	Other: 0 Other
14	CDBG Public Improvements and Facilities	2020	2024	Non-Housing Community Development	State of Texas	Public Improvements and Infrastructure Economic Development Public Facilities Public Services	CDBG: \$229,285,282	Public Facility or Infrastructure Activities other than Low/Moderate Income Housing Benefit: 120035 Persons Assisted
15	CDBG Economic Development	2020	2024	Non-Housing Community Development Economic Development	State of Texas	Public Improvements and Infrastructure Economic Development Public Facilities Public Services	CDBG: \$54,467,618	Public Facility or Infrastructure Activities other than Low/Moderate Income Housing Benefit: 890415 Persons Assisted

Sort Order	Goal Name	Start Year	End Year	Category	Geographic Area	Needs Addressed	Funding	Goal Outcome Indicator
16	CDBG Planning/Capacity Building	2020	2024	Non-Housing Community Development	State of Texas	Public Improvements and Infrastructure Public Facilities Public Services	CDBG: \$3,404,226	Public Facility or Infrastructure Activities other than Low/Moderate Income Housing Benefit: 202930 Persons Assisted
17	CDBG Urgent Need	2020	2024	Non-Housing Community Development	State of Texas	Public Improvements and Infrastructure Public Facilities Public Services	CDBG: \$0	Public Facility or Infrastructure Activities other than Low/Moderate Income Housing Benefit: 0 Persons Assisted
18	CDBG Colonia Set-Aside	2020	2024	Affordable Housing Non-Housing Community Development	State of Texas	Production of New Units Acquisition of existing units Rehabilitation of Housing Public Improvements and Infrastructure Public Facilities Public Services	CDBG Colonias Set-aside: \$34,042,263	Public Facility or Infrastructure Activities other than Low/Moderate Income Housing Benefit: 10875 Persons Assisted
19	CDBG Colonia Self-Help Centers	2020	2024	Self-Help Centers	State of Texas	Rehabilitation of Housing Public Services	CDBG: \$8,510,565	Other: 22870 Other

Sort Order	Goal Name	Start Year	End Year	Category	Geographic Area	Needs Addressed	Funding	Goal Outcome Indicator
20	CDBG Administration	2020	2024	Administration/Technical Assistance	State of Texas	Rehabilitation of Housing Public Improvements and Infrastructure Economic Development Public Facilities Public Services	CDBG: \$10,212,673	Other: 0 Other
21	HOME Administration	2020	2024	HOME Administration	State of Texas	Rental Assistance Production of New Units Acquisition of existing units Rehabilitation of Housing	HOME: \$24,062,384	Other: 0 Other
22	NHTF Administration	2020	2024	NHTF Administration	State of Texas	Production of New Units Rehabilitation of Housing	Housing Trust Fund: \$8,308,955	Other: 0 Other

Sort Order	Goal Name	Start Year	End Year	Category	Geographic Area	Needs Addressed	Funding	Goal Outcome Indicator
23	HOPWA Project Sponsor Administration	2020	2024	Non-Homeless Special Needs	State of Texas	Rental Assistance Supportive Services for Persons with HIV/AIDS Emergency Shelter and Transitional Housing Rapid Re-housing Homeless Prevention	HOPWA: \$1,459,120	Other: 0 Other
24	HOPWA Grantee Administration	2020	2024	Non-Homeless Special Needs	State of Texas	Rental Assistance Supportive Services for Persons with HIV/AIDS Emergency Shelter and Transitional Housing Homeless Prevention	Housing Trust Fund: \$336,585	Other: 0 Other

Table 65 – Goals Summary

**Goal Descriptions**



1	<b>Goal Name</b>	Homeless Goals
	<b>Goal Description</b>	Goals for 5-year period based on Program Year (PY) 2018 performance.
2	<b>Goal Name</b>	Acquisition & Construction of Single Family Housing
	<b>Goal Description</b>	The number will be an estimation of households to be assisted through single-family HOME funds for acquisition and new construction based on PY 2020 allocation.
3	<b>Goal Name</b>	Reconstruction of Single Family Housing
	<b>Goal Description</b>	The number will be an estimation of households to be assisted through Single-Family HOME funds for reconstruction and new construction of owner-occupied housing based on the PY 2020 allocation for general single family and persons with disabilities set-asides.
4	<b>Goal Name</b>	Tenant Based Rental Assistance with HOME Funding
	<b>Goal Description</b>	The number will be an estimation of households to be assisted through Single-Family HOME funds for TBRA based on the PY 2020 allocation for general single family and persons with disabilities set-asides, and a planned shift in resources from multifamily to single-family activities.
5	<b>Goal Name</b>	Households in New/Rehabilitated Multifamily Units
	<b>Goal Description</b>	The number will be an estimation of units rehabilitated or newly constructed based on the PY 2020 allocation. Multifamily Development Funds are available in the form of low interest rate repayable loans to for-profit and nonprofit developers to construct and/or rehabilitate affordable multifamily rental housing. HOME Multifamily Development Funds typically represent 10% to 40% of the total development costs on projects that are layered with 9% HTC's. For non-layered projects, HOME Multifamily Development Funds can represent over 50% of a project's total development cost. If the construction is paired tax credits, performance is measured at the time that cost certification. If construction is only HOME funding, then performance is measured at the time of final draw.

6	<b>Goal Name</b>	NHTF Households in New/Rehabbed Multifamily Units
	<b>Goal Description</b>	The number will be an estimation of newly constructed/rehabilitated units based on average per unit maximum investment. Multifamily Development Funds are available in the form of low interest rate repayable and deferred forgivable loans to for-profit and nonprofit developers to construct/rehabilitate affordable multifamily rental housing. If the construction/rehabilitation is paired with Tax Credit financing, performance is measured at the time that cost certification is measured. If construction/rehabilitation is only utilizing Multifamily Direct Loan funds, then performance is measured at the time of final draw.
7	<b>Goal Name</b>	HOPWA Tenant-Based Rental Assistance
	<b>Goal Description</b>	The number of households that received TBRA services during the program year. TBRA is a rental subsidy used to help households obtain or maintain permanent housing, including assistance for shared housing arrangements, in the private rental housing market until they are able to enroll in the HCV Program or other affordable housing programs.
8	<b>Goal Name</b>	HOPWA Short-Term Rent, Mortgage & Utilities Asst.
	<b>Goal Description</b>	The number of households that received STRMU services during the program year. STRMU provides short-term, rent, mortgage, and utility payments for households experiencing a financial crisis as a result of their HIV health condition or a change in their economic circumstances. STRMU is designed to prevent households from becoming homeless by helping them remain in their own dwellings.
9	<b>Goal Name</b>	HOPWA Facility-Based Housing Subsidy Assistance
	<b>Goal Description</b>	The number of households that received FBHA services during the program year. HOPWA Facility-Based Housing Assistance (FBHA) activities include Short-Term Supportive Housing (STSH) and Transitional Supportive Housing (TSH). STSH facilities provide temporary shelters to households that are homeless as a bridge to permanent housing. TSH facilities allow households an opportunity to prepare for permanent housing and develop individualized housing plans that guide their linkage to permanent housing.

<b>10</b>	<b>Goal Name</b>	HOPWA Permanent Housing Placement Assistance
	<b>Goal Description</b>	The number of households that received PHP services during the program year. PHP may be used to help households establish permanent residence in which continued occupancy is expected. Eligible costs include application fees, related credit checks, utility hookup fees and deposits, and reasonable security deposits necessary to move persons into permanent housing.
<b>11</b>	<b>Goal Name</b>	HOPWA Funded Supportive Services
	<b>Goal Description</b>	The number of households that received Housing Case Management services during the program year. The DSHS HOPWA Program currently limits the use of Supportive Service funds to Housing Case Management. HOPWA-eligible households may receive Housing Case Management in conjunction with housing assistance services or as a standalone supportive service. The core functions of Housing Case Management include engagement, assessment, goal-setting, service coordination, and discharge planning. The intensity or level of housing case management that a Project Sponsor provides to a household will depend upon the household's assessed level of need.
<b>12</b>	<b>Goal Name</b>	HOPWA Housing Information Services
	<b>Goal Description</b>	The number of households that received Housing Information Services during the program year. Housing Information Services include, but are not limited to, counseling, information, and referral services to assist households with locating, acquiring, financing, and maintaining housing. This may also include fair housing guidance for households that have encountered discrimination on the basis of race, color, religion, sex, age, national origin, familial status, or disability.
<b>13</b>	<b>Goal Name</b>	HOPWA Resource Identification
	<b>Goal Description</b>	The work products, deliverables, and other activities of projects that used Resource Identification funds. Resource Identification encompasses activities that establish, coordinate, and develop housing assistance resources for eligible households (including preliminary research and expenditures necessary to determine the feasibility of specific housing-related initiatives).
<b>14</b>	<b>Goal Name</b>	CDBG Public Improvements and Facilities
	<b>Goal Description</b>	Total number of beneficiaries for CDBG community grants, for basic infrastructure, public facilities, public services, and other community needs.

15	<b>Goal Name</b>	CDBG Economic Development
	<b>Goal Description</b>	Number of jobs created/retained and beneficiaries served by the Texas Capital Fund programs.
16	<b>Goal Name</b>	CDBG Planning/Capacity Building
	<b>Goal Description</b>	Total number of beneficiaries served by the CDBG Planning/Capacity Building programs (may include public services).
17	<b>Goal Name</b>	CDBG Urgent Need
	<b>Goal Description</b>	Total number of beneficiaries served by the CDBG Urgent Need programs.
18	<b>Goal Name</b>	CDBG Colonia Set-Aside
	<b>Goal Description</b>	Total number of beneficiaries served by the CDBG colonia programs.
19	<b>Goal Name</b>	CDBG Colonia Self-Help Centers
	<b>Goal Description</b>	Colonia residents receiving direct assistance through Self-Help Centers.
20	<b>Goal Name</b>	CDBG Administration
	<b>Goal Description</b>	CDBG Administrative costs including Technical Assistance.
21	<b>Goal Name</b>	HOME Administration
	<b>Goal Description</b>	HOME Administrative funds from PY 2020 HOME allocation and projected PI.
22	<b>Goal Name</b>	NHTF Administration
	<b>Goal Description</b>	NHTF Administrative funds.

23	<b>Goal Name</b>	HOPWA Project Sponsor Administration
	<b>Goal Description</b>	Administration funds for HOPWA Project Sponsors
24	<b>Goal Name</b>	HOPWA Grantee Administration
	<b>Goal Description</b>	HOPWA Administrative funds

**Estimate the number of extremely low-income, low-income, and moderate-income families to whom the jurisdiction will provide affordable housing as defined by HOME 91.315(b)(2)**

Based on anticipated program activities, TDHCA estimates that the number of PY 2020 beneficiaries for HOME single-family assisted will be approximately 625 low-, very low-, or extremely low-income households. On the basis of historical performance, TDHCA estimates that approximately 50 percent of those households will be minority households. The HOME Multifamily Program estimates that approximately 30 households with income in the 0-50% AMI category, 30 households in the <80% AMI category, and 15 households with moderate income will be served per year from 2020 to 2024.

The NHTF Program estimates that the number of households that will be assisted through new construction and rehabilitation activities per year will be an estimation of newly constructed units based on the average per unit maximum investment. Performance will be measured at the time of Multifamily Direct Loan final draw or at the time of tax credit cost certification, as applicable.

The ESG Program estimates that 20,000 households will be assisted through homelessness prevention and rapid re-housing activities per year.

The goals of the DSHS HOPWA Program are to help low-income PLWH and their households establish or maintain affordable and stable housing, reduce their risk of homelessness, and improve their access to health care and supportive services. DSHS estimates that the Texas HOPWA program will assist 1,102 unduplicated households with housing subsidy assistance.

The CDBG Program encourages regional priority set-asides for housing projects such as housing rehabilitation, and housing rehabilitation. Based on prior applications, the TDA estimates that 9,900 persons will be assisted per year through CDBG housing activities. Of those persons, 7,900 colonia residents are expected to be assisted through Colonia Self-Help Center activities, and 2,000 rural Texans across the state are expected to receive utility connections and similar housing assistance.

Disaster Recovery: As outlined in great detail in each of the Action Plans for the supplemental disaster assistance, the State of Texas had huge recovery efforts from each of the events it received funding for. While all of the programs are well under way, there remains unmet need that will still exceed the funds available to the State. Please refer to each program's Action Plan or the disaster recovery divisions most current Quarterly Progress Report for specific details: <http://recovery.texas.gov/action-plans/index.html>.

## **SP-50 Public Housing Accessibility and Involvement – 91.315(c)**

### **Need to Increase the Number of Accessible Units (if Required by a Section 504 Voluntary Compliance Agreement)**

TDHCA is a PHA that receives tenant-based Section 8 through the Housing Choice Voucher Program. It does not administer public housing funds for the purpose of operating public housing developments, and serves only a small portion of Texas. Also, TDHCA is not under a Voluntary Compliance Agreement for additional 504 units.

To address Public PHA needs, TDHCA allows PHAs to be subrecipients or sponsors for many of its programs, such as HTC Program, HOME Program and ESG Program. PHAs have successfully sponsored and administered HTC awards to rehabilitate or develop affordable rental housing and TDHCA addresses the matter of public housing accessibility and involvement through these programs. Over the last several years the Department has made rule changes specifically to remove challenges PHAs faced in layering their RAD transactions with the HTC Program. The Department also has a strong collaborative relationship with several of the larger PHAs in Texas as TDHCA issues Project Access vouchers to those exiting institutions, which are then most commonly absorbed by the local PHA where the household chooses to live.

The Department has recently adopted new 10 Texas Administrative Code (TAC) §1.201-1.212 concerning Accessibility Requirements which provides guidance regarding the requirements of §504 of the 1973 Rehabilitation Act and the Fair Housing Act and applicability to all recipients of awards from TDHCA. TDHCA has adopted the 2010 ADA standards for accessible design, with the exceptions listed in “Nondiscrimination on the Basis of Disability in Federally Assisted Programs and Activities” Federal Register 79 FR 29671. In addition, all rental developments assisted by TDHCA must conform to these standards, which require that at least 5% of the TDHCA’s units be accessible for persons with physical disabilities and at least 2% of the units be accessible for person with hearing and visual impairments.

### **Activities to Increase Resident Involvements**

#### **HOME Addresses Public Housing Residents Involvement**

TDHCA sends notification of published notices of funding availability under the HOME Program to interested parties around the state, including PHAs. Furthermore, staff of PHAs, especially those receiving HOME funds and those with Section 8 Homeownership programs, are targeted by TDHCAs Texas Statewide Homebuyer Education Program for training to provide homebuyer education opportunities and self-sufficiency tools for PHA residents.

In addition, PHAs also administer HOME tenant-based rental assistance funds, enabling them to provide households with rental assistance and services to increase self-sufficiency.

## ESG Addresses Public Housing Residents Involvement

PHA residents are eligible to receive assistance and services from ESG subrecipients, as long as the assistance does not violate Section 576.105(d) of the ESG rules (24 CFR §576.105(d)) regarding use of funds with other subsidies.

## HOPWA Addresses Public Housing Residents Involvement

The DSHS HOPWA Program does not provide public housing assistance. However, Project Sponsors interface with local housing authorities such that they may coordinate housing assistance and supportive services efforts. Project Sponsors must share HOPWA program information and eligibility criteria routinely with local housing authorities and other affordable housing programs in their HSDA(s). While households that participate in HCV or public housing programs do not qualify for HOPWA-funded housing assistance services, Project Sponsors may provide PHP services in order to secure a subsidized unit. Additionally, Project Sponsors may provide Housing Case Management services to public housing residents and public housing residents may receive core medical and support services through the Ryan White HIV/AIDS Program.

## CDBG Addresses Public Housing Residents Involvement

PHA residents are eligible beneficiaries for CDBG-funded projects through an eligible unit of local government.

## **Is the public housing agency designated as troubled under 24 CFR part 902?**

No

## **Plan to remove the ‘troubled’ designation**

TDHCA has worked to promote programs that will repair substandard housing and develop additional affordable housing units: TDHCA has designated PHAs as eligible entities for its programs, such as the HTC Program, HOME Program, and ESG Program. PHAs have successfully administered HTC awards to rehabilitate or develop affordable rental housing, as well as rental assistance programs.

Through HUDs new Rental Assistance Demonstration (RAD) Program, PHAs can use public housing operating subsidies along with the HTC Program once the older PHA units are demolished and replaced with new housing or rehabilitated. Most of the PHAs currently taking advantage of this program are located in urban areas of the state that receive their own allocations of HOME funds; therefore, TDHCA does not anticipate using its HOME funds in conjunction with RAD.

Finally, TDHCA has developed a relationship with the Texas Housing Association and the Texas chapter of the National Association of Housing and Redevelopment Officials, which represent the PHAs of Texas.



## **SP-55 Barriers to affordable housing – 91.315(h)**

### **Barriers to Affordable Housing**

A review of State-level laws, regulations, and CPD programs is detailed in Chapter 3 of the State of Texas Analysis of Impediments to Fair Housing Choice (AI), updated in 2019, available at <https://www.tdhca.state.tx.us/fair-housing/analysis-impediments.htm>. The AI included a review of policies including tax policies affecting land and other property, land use controls, zoning ordinances, building codes, fees and charges, growth limits, and policies that affect the return on residential investment.

It is important to note that Texas confers a great deal of land use and planning authority on its cities and counties. Chapter 3 of the AI concludes that Texas state laws and programs provide significant considerations of protected classes and do not reflect discriminatory practices; while some Texas laws do authorize or do not prohibit local actions that could lead to local decision-making practices that may affect protected classes, those laws do not themselves treat protected classes differently.

In the case of siting and property taxes, Texas state laws have an impact on the location of housing and the affordability of housing. While many regulations reside at the local level, the state does have laws on municipal zoning, platting and other laws that govern such local regulations. In short, all of the special cases in which Texas counties are given zoning powers or zoning-like powers are similar to the municipal zoning enabling powers and do not create barriers to fair housing choice to FHAA-protected persons. The State of Texas does not grant zoning authority to counties, with a few exceptions. However, counties do have selected land use powers that can affect development.

The AI was adopted by the TDHCA Governing Board on September 5, 2019 and identifies five impediments to fair housing choice. To address the identified impediments, the AI provides recommendations that detail 23 Action Items that the State will undertake during the 2020-2024 Consolidated Plan period. The efforts of the State to mitigate these barriers and impediments will be seen in Strategic Plan Section 55 and Action Plan Section 75.

### **Strategy to Remove or Ameliorate the Barriers to Affordable Housing**

Local governments and officials generally have a greater awareness of their local economic, demographic and housing conditions, and the State of Texas gives local governments authority over their own lands. Please note that, as a state entity, state agencies cannot lobby or attempt to influence the support or defeat of a legislative measure. However, TDHCA and TDA can and do provide information to localities related to affordable housing compliance.

The State of Texas does not have authority to exercise zoning, impose impact fees, development fees or deed restrictions, or regulate building codes and so cannot directly affect these barriers. Nonetheless,

TDHCA is taking steps to increase its role as an information resource to assist localities in overcoming unnecessary regulatory barriers which may increase the cost of housing. TDHCA accomplishes this as follows:

- Creating consistent resource information across state agencies that will assist users in finding policy guidance, seeking assistance, and finding trainings;
- Continuing education programs, such as the Texas Statewide Homebuyer Education Program which provides lenders, homebuyer educators and consumers information on serving traditionally underserved populations;
- Creating data transparency tools that will provide program, service and underserved population information that can be used by elected officials, local governments, developers, contract administrators, and the general public when creating policy positions and recommendations; and,
- Continuing research on defining and addressing any identified State and local policy barriers and countering such barriers through the release of best practices guidance or pursuing modifications of such policies where rules are promulgated by TDHCA and modification is possible under State statute.

## **SP-60 Homelessness Strategy – 91.315(d)**

### **Reaching out to homeless persons (especially unsheltered persons) and assessing their individual needs**

TDHCA coordinates the use of ESG funding with CoCs by allowing CoCs to propose administration of their own local competition for ESG funds, and by requiring applicants for funding to coordinate with the CoC lead agency. This aligns state homeless programs more directly with that of the CoCs. This coordination allows a CoC to have direct input to TDHCA, and focus its outreach efforts to the most vulnerable persons that they identify in their services areas. Subrecipients of TDHCA ESG funding are required to participate in coordinated entry, which assesses individual needs and identify service and housing options available through the ESG program or through other CoC resources.

### **Addressing the emergency and transitional housing needs of homeless persons**

ESG provides funds for emergency shelter, allowing U.S. Department of Housing and Urban Development's (HUD) CoC Program recipients to apply more of their federal dollars to support transitional housing activities. Emergency shelter is coupled with essential services to address the more urgent needs of those in emergency shelter, and case management to address barriers to obtaining permanent housing. ESG will continue working in coordination with CoCs to fund emergency shelter as a way to help persons who are homeless transition from homelessness to transitional housing (where needed), and then to permanent housing.

The DSHS HOPWA Program provides Facility-Based Housing Assistance (FBHA) Services to low-income PLWH and their households. FBHA encompasses all expenditures for or associated with supportive housing facilities including, community residences, single-room occupancy (SRO) dwellings, short-term facilities, project-based rental assistance units, master leased units, and other housing facilities approved by HUD. The DSHS HOPWA Program currently limits FBHA to Short-Term Supportive Housing (STSH) and Transitional Supportive Housing (TSH) services. STSH facilities provide temporary shelters to households that are homeless as a bridge to permanent housing. TSH facilities allow households an opportunity to prepare for permanent housing and develop individualized housing plans that guide their linkage to permanent housing.

**Helping homeless persons (especially chronically homeless individuals and families, families with children, veterans and their families, and unaccompanied youth) make the transition to permanent housing and independent living, including shortening the period of time that individuals and families experience homelessness, facilitating access for homeless individuals and families to affordable housing units, and preventing individuals and families who were recently homeless from becoming homeless again.**

In line with HUD's mission to shelter homeless persons as a first step to ending homelessness, Texas has shifted its focus from primarily providing street outreach and shelter support to finding ways to help

persons who are homeless in becoming permanently housed. Emergency shelter is combined with case management and essential services to better equip individuals and families to remain in permanent housing. In instances where an individual or family is not at the point of entering permanent housing, transitional shelter may be provided, if the shelter meets the criteria of an emergency shelter as permitted by the program regulations. To encourage permanent housing activities, TDHCA incentivizes applications that provide a wider array of services for those currently being served by street outreach or utilizing emergency shelter to better facilitate the transition to permanent housing. ESG funds may be used for housing relocation efforts to reach out to landlords and negotiate rental contracts for clients. Combined with stabilization efforts, rapid rehousing provides permanent housing along with financial and service supports that assist clients in remaining in permanent housing.

**Help low-income individuals and families avoid becoming homeless, especially extremely low-income individuals and families who are likely to become homeless after being discharged from a publicly funded institution or system of care, or who are receiving assistance from public and private agencies that address housing, health, social services, employment, education or youth needs**

Based on prior ESG funding history, homelessness prevention ranks third in the use of ESG funds in Texas. TDHCA anticipates that ESG funded organizations will continue to utilize approximately 15% of the ESG grant on homelessness prevention activities. These activities include financial assistance, and activities meant to help a household maintain its permanent housing after discharge from the program. Case management is focused on improving a family's ability to remain in permanent housing, including acquiring any Federal, State, or other benefits that may be available. TDHCA incentivizes applications through scoring to provide a wider array of services to recipients of homelessness prevention, as well as applications that propose a greatest percentage of assisted households who retain housing after program exit.

DSHS HOPWA Program provides STRMU services to low-income PLWH and their households. STRMU provides short-term, rent, mortgage and utility assistance to households experiencing a financial crisis as a result of their HIV health condition or a change in their economic circumstances. STRMU is designed to prevent households from becoming homeless by helping them remain in their own dwellings, and when utilized together with other efforts, including access to health care services, case management, benefits counseling, and employment or vocational services, works to stabilize assisted households. While the DSHS HOPWA Program does not specifically target persons discharged from institutions, the DSHS HOPWA Program authorizes Facility-Based Housing Assistance (FBHA) services. The DSHS HOPWA Program currently limits the use of FBHA to STSH and TSH services. STSH facilities provide temporary shelters to households that are homeless as a bridge to permanent housing. TSH facilities allow households an opportunity to prepare for permanent housing and develop individualized housing plans that guide their linkage to permanent housing. PHP may be used to help households establish permanent residence in which continued occupancy is expected. Eligible costs include application fees, related credit checks, utility hookup fees and deposits, and reasonable security deposits necessary to

move persons into permanent housing. Additionally, the DSHS HOPWA Program embraces a housing-first approach, prioritizing TBRA services with appropriate HOPWA-funded or leveraged supportive services.

TDHCA received two awards totaling \$24 million for the Section 811 Program and is implementing the program during the Consolidated Plan period. The program is helping extremely low-income individuals with disabilities and their families by providing approximately 600 new integrated supportive housing units in nine areas of the state. Members of the target population include individuals transitioning out of institutions including nursing facilities, people with severe mental illness and young adults with disabilities transitioning out of the state's foster care system. The Section 811 Target Population receives assistance from public agencies, are Medicaid-eligible, and could be at-risk of housing instability and/or homelessness.

## **SP-65 Lead based paint Hazards – 91.315(i)**

### **Actions to address LBP hazards and increase access to housing without LBP hazards**

The 1992 Community and Housing Development Act included Title X and calls for a three pronged approach to target conditions that pose a hazard to households: (1) notification of occupants about the existence of hazards so they can take proper precautions, (2) identification of lead-based paint hazards before a child can be poisoned and, (3) control of these lead-based paint hazards in order to limit exposure to residents. (Texas Department of State Health Services, 2007).

While TDHCA monitors its properties for compliance with HUD lead-based paint regulations, DSHS oversees the Texas Environmental Lead Reduction Rules (TELRR) for the state as a whole. These rules cover areas of lead-based paint activities in target housing (housing constructed prior to 1978) and child-occupied facilities, including the training and certification of persons conducting lead inspections, risk assessments, abatements, and project design. For all projects receiving over \$25,000 in federal assistance, contractors need to follow inspections and abatements standards overseen by DSHS as well as the HUD requirements. By following these standards, the state is increasing the access to housing without lead-based paint hazards.

#### **HOME Addresses Lead-Based Paint**

The HOME Program requires lead screening in housing built before 1978 for all HOME eligible activities and in accordance with 24 CFR §92.355, and 24 CFR Part 35 subparts A, B, J, K, M, and R.

#### **NHTF Addresses Lead-Based Paint**

The NHTF Program requires eligible Developments mitigate lead hazards in accordance with 24 CFR §93.351 and the applicable provisions of 24 CFR Part 35, as provided in TDHCAs NHTF Minimum Rehabilitation Standards.

#### **ESG Addresses Lead-based Paint**

For ESG, TDHCA requires subrecipients to evaluate and reduce lead-based paint hazards for conversion, renovation, or rehabilitation projects funded with ESG funds, and tracks work in these efforts as required by Chapter 58 of the Environmental Protection Act. During the annual contract implementation training, TDHCA provides ESG subrecipients with requirements and information related to lead-based paint regulations. TDHCA requires ESG funded subrecipients to determine if a housing unit was built prior to 1978, for households seeking ESG funded rent or rent deposit assistance whose household has a family member(s) 6 years of age or younger. If the housing unit is built prior to 1978, the ESG subrecipients will notify the household of the hazards of lead-based paint.

#### **HOPWA Addresses Lead-Based Paint**

Per 24 CFR §574.310(b), §574.635, §35, and CPD-94-05, HOPWA-assisted units, including shared housing arrangements, must be safe, sanitary, and compliant with all applicable state and local housing codes, licensing requirements, and any other requirements in the jurisdiction in which the housing is located regarding the condition of the structure and the operation of the housing. Assisted units must also meet all Habitability Standards, Lead-Based Paint Requirements, and Fire Safety Requirements. While the DSHS HOPWA Program does not undertake lead-based paint abatement activities, Project Sponsors perform Housing Quality Standards certifications for each assisted unit to assess for lead-based paint health risks.

#### CDBG Addresses Lead-Based Paint

Lead-based paint mitigation is an activity eligible under housing rehabilitation that is funded under the Colonia Planning and Construction Fund and Community Development Funds. Each contract awarded requires the subgrantee to conform to Section 302 of the Lead-Based Paint Poisoning Prevention Act (42 U.S.C. 4831(b)) and procedures established by the CDBG in response to the Act.

#### **How are the actions listed above integrated into housing policies and procedures?**

#### HOME Addresses Lead-based Paint Procedures

The HOME Program evaluates the potential for the presence of lead-based paint for HOME assisted activities, and takes appropriate steps in accordance with 24 CFR §92.355 and 24 CFR Part 35 including notification of potential lead-based paint hazards to households residing in housing units that pre-date 1978. Furthermore, single-family and multifamily development and reconstruction activities in HOME increase the access to lead-based-paint-free housing because they create new housing.

#### NHTF Addresses Lead-Based Paint Procedures

The Multifamily Direct Loan Program evaluates the potential for the presence of lead-based paint for NHTF assisted activities, and takes appropriate steps in accordance with 24 CFR §93.351 and the applicable provisions in 24 Part 35, as provided in TDHCAs NHTF Minimum Rehabilitation Standards. The aforementioned include notification of potential lead-based paint hazards to households residing in housing units that pre-date 1978. Furthermore, multifamily development and reconstruction activities with NHTF increase the access to lead-based-paint-free housing because they create new housing.

#### ESG Addresses Lead-Based Paint Procedures

ESG subrecipients utilizing ESG funds for renovation, rehabilitation or conversion must comply with the Lead Based Paint Poisoning and Prevention Act and the Residential Lead-Based Paint Hazard Reduction Act of 1992. Through renovation, rehabilitation or conversion, ESG increases access to shelter without lead-based paint hazards. More ESG actions for lead-based paint are located in the One Year Action Plan.

## HOPWA Addresses Lead-Based Paint Procedures

If a structure was built or rehabilitated before 1978, then the Project Sponsor must provide a Protect Your Family from Lead in Your Home pamphlet to the household. If the structure was built or rehabilitated before 1978 and a child under the age of six or pregnant woman will reside in the property, then the Project Sponsor must visually assess the unit. Visual assessments are unnecessary for zero-bedroom units or if a unit meets other exemptions in 24 CFR §35.115(a). Housing case managers that perform visual assessments must complete the HUD Lead-Based Paint Visual Assessment Training. If the property has a defective paint surface inside or outside the structure, the property cannot be approved until the defective surface is repaired by at least scraping and painting the surface with two coats of non-lead based paint. Project Sponsors should notify the property owner of the need for paint stabilization. If a child under age six residing in the HOPWA-assisted property has an Elevated Blood Level, paint surfaces must be tested for lead-based paint. If lead is found present, the surface must be abated in accordance with 24 CFR §35.

## CDBG Addresses Lead-Based Paint Procedures

In accordance with CDBG state regulations and the Lead-Based Paint Poisoning Prevention Act, CDBG has adopted a policy to eliminate as far as practicable the hazards of lead poisoning due to the presence of lead-based paint in any existing housing assisted under CDBG. Abatement procedures should be included in the housing rehabilitation contract guidelines for each project and must appear in the approved work write-up documentation for all homes built prior to 1978 that will be rehabilitated. TDHCA is updating the Texas Minimum Construction Standards for 2020. This standard already requires all homes built prior to 1978 that will be rehabilitated with Department assistance to comply with the Environmental Protection Agency Renovation, Repair, and Painting Final Rule found at 40 CFR 745.



## **SP-70 Anti-Poverty Strategy – 91.315(j)**

### **Jurisdiction Goals, Programs and Policies for reducing the number of Poverty-Level Families**

Through its Community Services Block Grant Program, TDHCA provides administrative support funds to Community Action Agencies and other human service delivery organizations that offer emergency and poverty-related programs to lower-income persons. Activities for the Community Services Block Grant Program can include education services, such as providing funds for tuition or scholarships for higher education. Education can help prevent children from continuing the cycle of poverty when they are adults, and re-education can help adults gain a job in a different career track.

Rental assistance programs, such as the ESG Program, HHSP Program, Section 8 HCV, and HOME's TBRA, can provide case management, which may include a recommendation for the individual to start or continue an appropriate educational program. In the process of creating reduced-rent housing through the HTC or HOME programs, developments located near community amenities or in high opportunity areas score additional points in the application process. These amenities or high opportunity areas may help tenants break the cycle of poverty.

HOPWA Project Sponsors must complete the HOPWA Getting to Work Training Curriculum. The curriculum covers a range of topics, including the benefits of working while living with HIV. As well as, employment resources, and how households can take advantage of the Earned Income Disregard if they are receiving rental assistance services. HOPWA program participants agree to consider ways of increasing income and decreasing non-essential expenses. They are not required to participate in any employment/vocational services. HUD encourages Project Sponsors to refer clients to local workforce centers if part of the household's individualized plan is to increase earned income. The DSHS HOPWA Program provides Housing Case Management services to low-income PLWH and their households. This service includes assessing households' housing status, primary housing barriers, and other needs. By affirmatively furthering fair housing, TDHCA programs require that families with children are provided equitable access to housing regardless of household size.

For those income-eligible Texans who have housing, subsidizing or reducing the energy costs may help keep that housing affordable and prevent homelessness. The Comprehensive Energy Assistance Program provides payment of utilities based on income eligibility and priority group status. If the applicant is eligible, the Comprehensive Energy Assistance Program subrecipient makes the energy payment to an energy company through a vendor agreement with energy providers. This program works in conjunction with TDHCA's Weatherization Assistance Program, which provides funds to subrecipients to help low-income households control energy costs through the installation of weatherization (e.g., energy-efficient) measures and energy conservation education.

TDHCA's Housing Trust Fund offers the Amy Young Barrier Removal Program, which helps persons with disabilities and low-incomes make their homes accessible through one-time grants of up to \$20,000 for accessibility modifications. The Amy Young Barrier Removal Program is available for both renters and

owners, and can help low-income persons with disabilities maintain their housing without requiring relocation for purposes of accessibility.

Finally, the Texas CDBG Program awards funds for community and economic development projects, including infrastructure, housing, and new jobs, benefiting a projected 300,000 persons, who are primarily low- to moderate-income persons.

### **How are the Jurisdiction poverty reducing goals, programs, and policies coordinated with this affordable housing plan**

More detail on how the CPD Programs governed by this Plan add to the State's anti-poverty strategy is below.

#### **HOME Anti-Poverty Strategy**

Through the HOME TBRA Program, TDHCA assists households with rental subsidy and security and utility deposit assistance for an initial period not to exceed 24 months. As a condition to receiving rental assistance, households must participate in a self-sufficiency program, which can include job training, General Education Development (GED) classes, or drug dependency classes. The HOME Program enables households to receive rental assistance while participating in programs that will enable them to improve employment options and increase their economic independence and self-sufficiency. Additionally, TDHCA allocates funding toward the rehabilitation and construction of affordable rental housing, subsidizing units to benefit very low-income households, and may assist very low-income households along the border by promoting the conversion of contract for deed arrangements to traditional mortgages.

#### **ESG Anti-Poverty Strategy**

ESG funds activities that provide shelter and essential services for homeless persons, as well as intervention services for persons threatened with homelessness. Essential services for homeless persons include medical and psychological counseling, employment counseling, substance abuse treatment, transportation, and other services.

ESG's case management and housing stabilization activities help clients to address the situations that contribute to their homelessness or risk of homelessness. Success in these activities make it more likely that a household will gain education or training that will lead to a job or otherwise increased income, or will receive more cash or non-cash benefits, all of which would help to reduce the number of poverty-level families.

For individuals threatened with homelessness, homelessness prevention funds can be used for short-term subsidies to defray rent and utility arrearages for households receiving late notices, security deposits, and payments to prevent foreclosure. And as mentioned, case management and housing

stabilization activities may lead to better jobs, higher income, and more Federal, State, or local benefits per household.

#### CDBG Anti-Poverty Strategy

A substantial majority of CDBG funds, over 95% in 2018, are awarded to “principally benefit low- and moderate-income persons.” In addition, the formula used to distribute Community Development funds among regions includes a variable for poverty which targets funding to the greatest need. CDBG economic development funds create and retain jobs through assistance to businesses. LMI persons access these jobs, which may include training, fringe benefits, opportunities for promotion, and services such as child care.

#### HOPWA Anti-Poverty Strategy

The goals of the DSHS HOPWA Program are to help low-income PLWH and their households establish or maintain affordable and stable housing, reduce their risk of homelessness, and improve their access to health care and supportive services. HOPWA activities principally benefit low-income PLWH and their households. HOPWA serves households that are at or below 80% of AMI. While the DSHS HOPWA Program does not specifically target households that are at or below the poverty level, a majority of the households that are enrolled in the program are at or below 30% of AMI. Subject to local conditions, Project Sponsors may establish additional program and/or service restrictions to prioritize benefits to those who are neediest. For example, a Project Sponsor could restrict rental assistance services to households at or below 30% of AMI.

## **SP-75 Colonias Strategy – 91.315**

### **Describe the State's homeless strategy within Colonias.**

Homelessness in the colonias manifests itself differently than in other rural areas in Texas. Colonias are typically located outside of areas where shelter and other homeless services that operate. While there is little evidence of “literal homelessness” in colonias, the homeless in the colonias are more likely to “double-up” and live with other families in a single household. This contributes to over-crowding. Homeless families and individuals in the colonias may install makeshift dwellings on the same single-family lot as another household (or households), and tap into utility lines with the original family’s permission (Mauleon & Ting, 2000). Although this practice is unsafe, it is affordable and widely practiced in the colonias.

Working with the Texas Balance of State CoC (which includes areas of the state where colonias are common), and through OCI staff (who have direct contact with the Colonia SHCs and the residents), the ESG Program plans to publicize the availability of homelessness services. When SHCs identify families that are “doubled-up” or otherwise possibly at risk of homelessness, those persons will be provided information about available services in the areas closest to the colonia. Additionally, applications for TDHVA ESF funding are incentivized through the scoring structure to award points for applications proposing provision of services in colonias.

### **Describe the barriers to affordable housing in Colonias.**

Barriers include high unemployment, low wages, and lack of creditworthiness that hinders qualification for low-cost, traditional lending products. Some colonias lack proper infrastructure which must be in place in order to receive certain government housing assistance, including that of TDHCA. Colonia families that have multiple dwellings on their property are often in violation of the model subdivision rules (there are few exceptions) and limit their ability to access assistance that could address their substandard housing issues. The lack of clear title, due to an accepted informality in land transactions and the practice of unrecorded contracts for deed (a rent-to-own agreement between a seller and a buyer that puts the buyer in a long-term vulnerable position in which they build no equity and could easily lose the property at default) also preclude colonia families from qualifying for housing assistance (Texas Secretary of State, n.d.). Last, local government offices and housing nonprofits that address colonia housing issues may lack the capacity to apply for and manage competitive funding opportunities.

### **Describe the State’s strategy for addressing barriers to affordable housing (including substandard housing) in Colonias.**

The State dedicates 12.5% of CDBG funds annually for colonia areas, and additional funds are also awarded for colonia projects through other competitive fund categories. Basic human needs, including water and sewer infrastructure and housing rehabilitation, are prioritized for colonia set-aside funding, with a particular emphasis on connecting colonia households to safe and sanitary public utilities. Colonia

planning funds are available to research and document characteristics and needs for colonia communities.

TDHCA continues to have success with the self-help model for building affordable housing, in which colonia residents construct their own and others' housing under the guidance of qualified nonprofit housing developers who provide training in construction methods and homeownership. This model lowers the cost of the housing for homeowners who live far below the poverty line. Also, through the three strategically placed Border Field Offices along the Texas-Mexico border, where the vast majority of Colonias are situated, TDHCA has local staff to readily support administrators, disseminate funding information, and problem solve with both administrators and Colonia residents. Lastly, the Colonia SHCs provides 35-targeted colonias in seven border counties with housing opportunities, community development activities, infrastructure improvements, and financial literacy and technology training.

**Describe the State's goals/programs/policies for reducing the number of poverty level families in Colonias.**

Colonia set-aside funding improves the living conditions and meets basic human needs of low and moderate income families in colonias. As with all CPD funds, Section 3 goals encourage job, contracting, and training opportunities for qualifying residents when such opportunities become available as a result of grant funding.

The Colonia SHCs provides 35-targeted colonias in seven border counties with a multitude of opportunities to create a one-stop-shop for low-income colonia families to gain a foothold out of poverty. The SHCs provide housing services in the form of new construction, reconstruction, rehabilitation, tool lending, construction skills training and utility connections. SHC community development activities include homeownership education, access to and training in computers/technology, consumer rights education and financial literacy, and solid waste disposal assistance. While the above listed services are limited only to residents of pre-identified colonias in the SHC Program, the centers themselves are open to all who wish to use the meeting space for activities beneficial to the community or simply to seek information on locating other services. By creating an accessible and consistent manner for which services and information are disseminated among colonias, more households can become beneficiaries of multiple kinds of assistance that build their self-sufficiency over time.

**Describe how the State's goals/programs/policies for producing and preserving affordable housing in the Colonias will be coordinated with other programs and services.**

TDHCA and TDA, the Texas Commission on Environmental Quality (TCEQ), the Texas Water Development Board (TWDB), the Texas Attorney General's Office, the U.S. Department of Agriculture (USDA), and other agencies facilitate multiple programs besides affordable housing. Collectively, these agencies aim to proactively address potential obstacles that could affect large areas of the Texas-Mexico border and the colonia residents therein.

Through a State set-aside program known as the Colonia–EDAP, TDA partners with the Texas Water Development Board’s Economically Distressed Areas Program (EDAP) and similar federal and state programs to provide first time water and wastewater services to colonia areas. For this program, TDA funds house-to-line connections for low- to moderate-income families so that these residents can connect to the mainline funded through the partner agency. This partnership allows the federal and state funding to reach more residents and ensures that LMI families are not left without service due to an inability to pay for the individual connection line.

TDA also participates in the Texas Water Infrastructure Coordinating Committee, which frequently discusses and coordinates funding information and technical assistance for colonia communities with water and wastewater needs.

## **SP-80 Monitoring – 91.330**

**Describe the standards and procedures that the state will use to monitor activities carried out in furtherance of the plan and will use to ensure long-term compliance with requirements of the programs involved, including minority business outreach and the comprehensive planning requirements**

The Compliance Division of TDHCA has three sections that are involved in monitoring HOME and/or ESG: Contract Monitoring, Compliance Monitoring, and Physical Inspections. The Contract Monitoring section monitors HOME TBRA, Homeowner Reconstruction Assistance, Homebuyer Assistance with new construction, and all activities under ESG. This section also ensures compliance with Davis Bacon, Uniform Relocation Act, and other applicable requirements during the construction of HOME/NHTF rental developments. The Compliance Monitoring section ensures compliance with HOME/NHTF income/rent restrictions, and other mandates, as applicable. The Fair Housing, Data Management, and Reporting division is responsible for affirmative marketing procedures. The Physical Inspections section ensures compliance with property condition standards and accessibility for HOME and ESG. Owners and administrators are notified about 30 days prior to monitoring. Monitors use standardized checklists to ensure compliance with program requirements.

HOME/NHTF rental developments' Loan Commitments include areas for Section 3 Compliance and Minority/Women's Enterprise requirements. The General Contractor must provide a narrative of efforts to meet these requirements prior to releasing the final draw and/or retainage.

HOME TBRA, HRA, HANC and ESG are monitored based on risk factors that include the amount of funds spent, complaints, prior monitoring results, and single audit findings. Based on risk, the review may be conducted onsite or through a desk review.

If HOME/NHTF properties fall into egregious or ongoing non-compliance or have financial/operational issues that require intervention, TDHCA's Asset Management Division works with the owner to determine the most effective workout/resolution strategy. The two primary goals for HOME/NHTF-assisted developments is to restore compliance with the Land Use Restrictive Agreement and facilitate repayment of the loan under the originally agreed upon terms.

DSHS must conduct programmatic and fiscal reviews of their AAs. The HOPWA Coordinator reviews AA program activities for the HIV Care Services Group. The DSHS Fiscal Monitoring Unit (FMU) performs financial compliance reviews of contractors. Reviews involve periodic desktop, site, and technical assistance visits to AAs and Project Sponsors. AAs and Project Sponsors (through their AAs) must submit Semi-Annual and Year-End Program Progress Reports (PPRs) to DSHS. AAs submit monthly billing reports and quarterly financial status reports. In addition to monitoring from the DSHS level, AAs must conduct programmatic and fiscal reviews of their Project Sponsors. Similarly, AAs must review their Project Sponsors' progress towards achieving HOPWA service outcome measures for TBRA, STRMU, FBHA, and

Supportive Services. AAs and Project Sponsors must comply with all federal and state regulations, policies, standards, and guidelines as specified in their contractual statement of work.

TDA ensures compliance thorough monitoring of CDBG. Each community is reviewed for compliance with previous awards prior to the award of new funds. Contracts include federal and state requirements which are monitored through an objective risk assessment to determine the appropriate level of monitoring. The areas reviewed include procurement, accounting records, environmental records, construction contracts, client files for rehabilitation services, labor standards, and fair housing and civil rights policies. TDA reviews all required Grant Recipient single audits. The Compliance unit and the Contract Management unit communicate throughout the contract implementation phase of contracts to identify and possibly resolve issues prior to the monitoring phase.

The Colonia SHC activities are facilitated through a MOU between TDHCA and TDA, with the TDHCA providing the majority of oversight.



## Expected Resources

### AP-15 Expected Resources – 91.320(c)(1,2)

#### Introduction

CPD funding is governed by this Consolidated Plan, but the State also works to collaborate, coordinate, and layer non-CPD funding sources in order to reach more Texans and more efficiently use available funds. Programs listed in the anticipated resources narrative sections below may be used to leverage CPD funds.

These include:

- 4% Housing Tax Credit (HTC)/Private Activity Bond (PAB) Program;
- 9% HTC Program;
- Multifamily Direct Loan Program;
- Homeless and Housing Services Program (HHSP);
- State Ending Homelessness Fund (EH Fund);
- State Housing Trust Fund Program;
- Texas Mortgage Credit Certificate (TX MCC) Program;
- First time homebuyer loan programs, including the My First Texas Home Program;
- Neighborhood Stabilization Program - Program Income (NSP PI);
- Section 8 Housing Choice Voucher (HCV) Program;
- Section 811 Project Rental Assistance (Section 811 PRA) Program; and
- Tax Credit Assistance Program Repayment Funds (TCAP RF).

For the programs above, the expected future funding amounts, to the extent known, are in the planning documents governing those programs. These documents are online at <http://www.tdhca.state.tx.us/>. The anticipated resources below focus on CPD Programs.

TDHCA participates in numerous committees, workgroups, and councils, which help TDHCA stay apprised of other potential resources and considerations in addressing affordable housing needs. Relationships with other federal and state agencies and local governments are extremely valuable, helping Texas agencies to coordinate housing and services and serve all Texans efficiently and effectively. TDHCA's involvement in these committees can promote opportunities to pursue federal funding opportunities. TDHCA actively seeks engagement and input from community advocates, funding recipients, potential applicants for funding, and others to obtain input regarding the development of effective policies, programs and rules. Changes to funding plans are made periodically based on feedback received through these avenues.

TDHCA is the lead agency for the following workgroups:

C-RAC: C-RAC is a committee of colonia residents appointed by the TDHCA Governing Board. It advises TDHCA regarding the needs of colonia residents and the types of programs and activities which should be undertaken by the Colonia SHCs.

Disability Advisory Workgroup (DAW): The DAW augments TDHCA's formal public comment process, affording staff the opportunity to interact more informally and in greater detail with various stakeholders and to get feedback on designing more successful programs, with a specific focus on gaining insight on issues impacting persons with disabilities.

Housing and Health Services Coordination Council (HHSCC): HHSCC is established by Texas Government Code §2306.1091. Its duties include promoting coordination of efforts to offer Service-Enriched Housing and focusing on other cross-agency efforts.

Texas Interagency Council for the Homeless (TICH): The TICH was statutorily created in 1989 to coordinate the State's homeless resources and services. The TICH consists of representatives from nine state agencies. TDHCA, as the primary source for state homelessness funding, provides administrative and planning support to the TICH.

Weatherization Assistance Program Planning Advisory Committee (WAP PAC): The WAP PAC is comprised of a broad representation of organizations and agencies and provides balance and background related to the weatherization and energy conservation programs at TDHCA.

The descriptions of the collaborations for DSHS and TDA are in the Discussion question of this section below.

**Anticipated Resources**

Program	Source of Funds	Uses of Funds	Expected Amount Available Year 1				Expected Amount Available Reminder of ConPlan \$	Narrative Description
			Annual Allocation: \$	Program Income: \$	Prior Year Resources: \$	Total: \$		
CDBG	public - federal	Acquisition Admin and Planning Economic Development Housing Public Improvements Public Services	61,276,073	1,000,000	12,510,358	74,786,431	245,104,292	TDA's CDBG Program funds community and economic development, including program income collected by the state, and program income retained by local subgrantees, excluding the colonia set-aside. Communities may also coordinate CDBG funding with U.S. Department of Agriculture's (USDA) Rural Development funds or Texas Water Development Board's (TWDB) State Revolving Fund. Program Income of \$1,165,108 will be allocated to TDA's State Revolving Loan Fund, which supports economic development. TDHCA administers a portion of the CDBG funding through its Colonia SHCs.

Program	Source of Funds	Uses of Funds	Expected Amount Available Year 1				Expected Amount Available Reminder of ConPlan \$	Narrative Description
			Annual Allocation: \$	Program Income: \$	Prior Year Resources: \$	Total: \$		
CDBG Colonias Set-aside	public - federal	Acquisition Admin and Planning Homeowner rehab Public Improvements Public Services	6,808,453	0	0	6,808,453	27,233,812	The Colonia Set-Aside is used for goals described in the Strategic Plan Section 45. The Colonia Economically Distressed Areas Program (CEDAP) Legislative Set - Aside leverages funding from the TWDB's Economically Distressed Areas Program.

Program	Source of Funds	Uses of Funds	Expected Amount Available Year 1				Expected Amount Available Reminder of ConPlan \$	Narrative Description
			Annual Allocation: \$	Program Income: \$	Prior Year Resources: \$	Total: \$		
HOME	public - federal	Acquisition Homebuyer assistance Homeowner rehab Multifamily rental new construction Multifamily rental rehab New construction for ownership TBRA	35,342,547	19,060,719	0	54,403,266	189,523,583	TDHCA's HOME Program goals are described in the Strategic Plan Section 45 for multifamily and single-family activities. Single-family HOME activities may be coordinated with State Housing Trust Fund resources, including Bootstrap Loans and the Amy Young Barrier Removal Program. HOME Multifamily Development Funds can be layered with 4% and 9% HTC's and TDHCA Multifamily Direct Loan funds, including NHTF, TCAP Repayment Funds, and NSP Program Income. TDHCA also develops rules that govern all multifamily programs, including the Multifamily Direct Loan Program, known as the State Multifamily Rules, which includes but is not limited to the Uniform Multifamily Rules and the Housing Tax Credit Program Qualified Allocation Plan. TDHCA develops the Multifamily Direct Loan (MFDL) Program Rule.

Consolidated Plan

TEXAS

237

Program	Source of Funds	Uses of Funds	Expected Amount Available Year 1				Expected Amount Available Reminder of ConPlan \$	Narrative Description
			Annual Allocation: \$	Program Income: \$	Prior Year Resources: \$	Total: \$		
HOPWA	public - federal	Permanent housing in facilities Permanent housing placement Short term or transitional housing facilities STRMU Supportive services TBRA	4,981,406	0	0	4,981,406	19,925,624	DSHS HOPWA Program authorizes the following activities: TBRA; STRMU; Facility-Based Housing Subsidy Assistance; PHP; Supportive Services, Housing Information Services, Resource Identification, Project Sponsor Administration, and Grantee Administration. Project Sponsors leverage available funds from the Ryan White HIV/AIDS Program to assist households with other core medical and support services.

Program	Source of Funds	Uses of Funds	Expected Amount Available Year 1				Expected Amount Available Reminder of ConPlan \$	Narrative Description
			Annual Allocation: \$	Program Income: \$	Prior Year Resources: \$	Total: \$		
ESG	public - federal	Conversion and rehab for transitional housing Financial Assistance Overnight shelter Rapid re-housing (rental assistance) Rental Assistance Services Transitional housing	9,643,857	0	0	9,643,857	38,575,428	TDHCA's ESG funds are awarded via contract to Subrecipient agencies that provide emergency shelter, homelessness prevention, rapid rehousing, and Homeless Management Information Systems (HMIS) activities. HHSP is Texas state general revenue funding for the eight largest cities to provide flexibility to undertake activities that complement ESG activities. Note that not all ESG direct recipients in Texas are HHSP grantees.

Program	Source of Funds	Uses of Funds	Expected Amount Available Year 1				Expected Amount Available Reminder of ConPlan \$	Narrative Description
			Annual Allocation: \$	Program Income: \$	Prior Year Resources: \$	Total: \$		
Housing Trust Fund	public - federal	Multifamily rental new construction Multifamily rental rehab	16,617,908	0	0	16,617,908	66,471,632	TDHCA's NHTF Program goals are described in the Strategic Plan Section 45 for multifamily and single family activities. NHTF Multifamily Development Funds can be layered with 4% HTCs and 9% HTCs, and TDHCA Multifamily Direct Loan funds, including HOME, HOME-CHDO, NSP Program Income and TCAP Loan Repayment. TDHCA also develops rules that govern all multifamily programs, including the Multifamily Direct Loan Program, known as the State Multifamily Rules, which includes but is not limited to the Uniform Multifamily Rules and the Housing Tax Credit Program Qualified Allocation Plan. TDHCA develops the Multifamily Direct Loan (MFDL) Program Rule specifically for the MFDL Program.

Table 66 - Expected Resources – Priority Table



**Explain how federal funds will leverage those additional resources (private, state and local funds), including a description of how matching requirements will be satisfied**

**HOME**

HOME multifamily development is often used to leverage with the HTC Program, which authorizes 9% low-income housing tax credits of \$2.75 per capita for each state, and 4% HTC in amounts linked to the usage of the state's cap for issuance of tax exempt PABs to finance affordable housing development. In Texas, this equates to approximately \$79,500,000 in 9% tax credits available to be awarded annually. These credits may be claimed each year for ten years and represents potential tax credit value on the magnitude of \$798,000,000. The credits are usually syndicated to limited partner investors to yield cash for use in eligible development activities. Currently typical syndication rates range between 88% and 92%. TDHCA's Qualified Allocation Plan (QAP) identifies the criteria used for selection of eligible developments to provide housing for low-income tenants. HOME provides increased leverage, allowing property owners to utilize fewer tax credits and less private debt and local funding, thus providing more efficient use of resources. Other leveraging sources may include United States Department of Agriculture (USDA) operating subsidies and loans, and conventional and FHA-insured loans. Match requirements for the HOME Multifamily Direct Loan Program will in part be met through Rules and NOFAs that establish awardees' up to 10% of the award amount. In addition to match provided as part of the developer's obligation, TCAP RF may be utilized as HOME match, and THDCA calculates to below market interest rates on eligible loans provided to the HOME development which is included in the match funds reported in the CAPER. TDHCA requires Subrecipients and state recipients to provide match of up to 15% of the project hard costs for some single family activities.

**ESG**

To meet the ESG match requirement, TDHCA includes the provision of evidence of proposed match as part of the ESG application process. TDHCA awards additional points to applicants that commit to provide match in excess of the requirements. Subrecipients that also administer HHSP funds or funds from the EH Fund may utilize those funds as match for ESG, if they are otherwise eligible to be counted as match.

**HOPWA**

Texas HOPWA does not have program income but leverages funds whenever possible. Leveraged funds include non-HOPWA federal, state, local, and private sources. Leveraged funds or other assistance are used directly in or in support of HOPWA program delivery. AAs do not receive HOPWA administration funds from DSHS, so those costs are leveraged from other funding sources. Texas is not required to match the HOPWA formula award.

Due to IDIS character limits, CDBG and NHTF Leveraging is described in the question below.

**If appropriate, describe publically owned land or property located within the jurisdiction that may be used to address the needs identified in the plan**

#### CDBG Leverages

More than 85% of TX CDBG grants include local match fund commitments. Matching funds are required for certain grants, while other grants award points to encourage local match; a sliding scale allows smaller communities to contribute less match funding than larger communities. Match funds may be provided by the applicant, or by a water or sewer utility benefiting from the project. Economic development (ED) projects benefiting private business require 1-for-1 match commitment, with the business most often providing this substantial match.

Recent updates to the Colonia SHC Program rules have capped program assistance at \$75,000 per household for reconstruction and new construction, and \$60,000 per household for rehabilitation. These limits have recently increase due to the rising cost of construction and labor.

#### NHTF Program Leveraging

NHTF multifamily development may be used to leverage with the HTC Program, which was created by the Tax Reform Act of 1986 and authorizes 9% low-income housing tax credits in the amount of \$2.75 per capita for each state, and 4% low-income housing tax credits in amounts linked to the usage of the state's cap for issuance of tax exempt bond to finance affordable housing development. In Texas, this equates to approximately \$79,500,000 in 9% tax credits available to be awarded by TDHCA annually.

These credits may be claimed each year for ten years and this represents potential tax credit value on the magnitude of \$798,000,000. The tax credits are syndicated to limited partner investors to yield cash for use in eligible development activities. Currently typical syndication rates range between 88% and 92%. TDHCA must develop a Qualified Allocation Plan (QAP) for the selection of eligible developments to provide housing for the low-income tenants. NHTF provides increased leverage, allowing the property owners to utilize fewer tax credits and less private debt and local funding, therefore providing more efficient use of resources.

#### State Owned Land

The Texas General Land Office manages state owned lands and mineral rights totaling approximately 13 million acres. Much of this is leased for the benefit of the Permanent School Fund, an endowment fund established in 1876 for the benefit of Texas public school education. There is currently no plan to use state owned land for affordable housing or community development goals; however, local jurisdictions occasionally donate land or property in support of activities designed to address the needs identified in the plan as part of their contribution to locally administered programs.

#### **Discussion**

## HOPWA

Continuing with the discussion of collaboration begun in the Introduction of this section,

DSHS works with community partners, stakeholders, and health care providers statewide to strengthen services that prevent new infections, improve diagnosis rates, and fill gaps in clinical treatment and related support services. DSHS HIV initiatives are intended to reduce the number of undiagnosed HIV infections and increase the number of virally suppressed PLWH. Integral to this collaboration is the Texas HIV Syndicate. The Syndicate is the Texas integrated HIV prevention and care planning group. The Syndicate includes representation from people living with HIV, HIV prevention and care organizational leaders, and community stakeholders, many of which are HOPWA Project Sponsors. The Texas HIV Syndicate produced *Achieving Together*, a community plan to end the HIV epidemic in Texas. This plan reflects the ideas, recommendations, and guidance of the Texas HIV Syndicate and *Achieving Together* Partners, as well as statewide community engagement efforts with PLWH, people impacted by HIV, clinicians, and researchers. The plan has six focus areas, one of which addresses mental health, substance use, housing and criminal justice. DSHS also holds a biennial HIV/STD conference. The purpose of the conference is to educate and inform HIV/STD health professionals who serve Texans living with and affected by HIV and other STDs. The conference typically draws 800 to 1,000 HIV/STD health professionals from throughout Texas. The next conference will be held in 2020. Within DSHS, the TB/HIV/STD Epidemiology and Surveillance Branch collects and reports data on HIV in Texas, which includes data submission to the Centers for Disease Control and Prevention (CDC). This data is subsequently used by HUD to determine HOPWA formula allocations and is also used for planning, development, implementation, and evaluation of HIV services programs, including HOPWA.

Finally, TDA participates in the following workgroups:

**Texas Water Infrastructure Coordination Committee (TWICC):** TWICC is a voluntary organization of federal and state funding agencies and technical assistance providers that address water and wastewater needs throughout the State. TDA participates in TWICC to coordinate efforts to leverage funds.

**Drought Preparedness Council,** The Council was authorized and established by the 76th Texas Legislature in 1999, and is responsible for assessment and public reporting of drought monitoring and water supply conditions, along with other duties.

**Main Street Interagency Council.** The Main Street Interagency Council evaluates and ranks Main Street applications and makes recommendations to the Commission for new Main Street designations.

**Texas Joint Housing Solutions Workgroup.** The Texas Joint Housing Solutions Workgroup is a collection of state and federal agencies and organizations who work to identify resources that can address temporary unmet housing needs and solutions that allow disaster survivors to transition to permanent housing. TDHCA and TDA both participate in this workgroup.

These workgroups, committees, and councils help to strengthen communication between state agencies as well as provide opportunities to layer or combine funding sources.

With the block grants and the layering resources listed above, there are also CDBG Disaster Recovery (DR) funds for Hurricanes Rita, Dolly, Ike, Harvey and Wildfires. Hurricane Rita Disaster Recovery for housing and non-housing recovery is in 29 counties. Ike Disaster Recovery for housing and non-housing recovery is in 62 counties. Harvey Disaster Recovery for housing and non-housing recovery is in 60 counties. Wildfire Recovery non-housing recovery is in 65 counties. More details can be found at <http://recovery.texas.gov/action-plans/index.html>

## Annual Goals and Objectives

### AP-20 Annual Goals and Objectives – 91.320(c)(3)&(e)

#### Goals Summary Information

Sort Order	Goal Name	Start Year	End Year	Category	Geographic Area	Needs Addressed	Funding	Goal Outcome Indicator
1	Homeless Goals	2020	2024	Homeless	State of Texas	Emergency Shelter and Transitional Housing Rapid Re-housing Homeless Prevention	ESG: \$9,643,857	Tenant-based rental assistance / Rapid Rehousing: 1023 Households Assisted Homeless Person Overnight Shelter: 16829 Persons Assisted Homelessness Prevention: 3013 Persons Assisted
2	Acquisition & Construction of Single Family Housing	2020	2024	Affordable Housing Non-Homeless Special Needs	State of Texas	Production of New Units	HOME: \$1,910,835	Homeowner Housing Added: 15 Household Housing Unit
3	Reconstruction of Single Family Housing	2020	2024	Affordable Housing Non-Homeless Special Needs	State of Texas	Rehabilitation of Housing	HOME: \$13,348,572	Homeowner Housing Rehabilitated: 112 Household Housing Unit
4	Tenant Based Rental Assistance with HOME Funding	2020	2024	Affordable Housing Non-Homeless Special Needs	State of Texas	Rental Assistance	HOME: \$6,616,068	Tenant-based rental assistance / Rapid Rehousing: 301 Households Assisted

Sort Order	Goal Name	Start Year	End Year	Category	Geographic Area	Needs Addressed	Funding	Goal Outcome Indicator
5	Households in New/Rehabilitated Multifamily Units	2020	2024	Affordable Housing Non-Homeless Special Needs	State of Texas	Production of New Units Rehabilitation of Housing	HOME: \$27,181,131	Rental units constructed: 131 Household Housing Unit Rental units rehabilitated: 56 Household Housing Unit
6	NHTF Households in New/Rehabbed Multifamily Units	2020	2024	Affordable Housing Non-Homeless Special Needs	State of Texas	Production of New Units Rehabilitation of Housing	Housing Trust Fund: \$14,956,117	Rental units constructed: 60 Household Housing Unit Rental units rehabilitated: 15 Household Housing Unit
7	HOPWA Tenant-Based Rental Assistance	2020	2024	Affordable Housing Non-Homeless Special Needs	State of Texas	Rental Assistance Homeless Prevention	HOPWA: \$2,774,428	Tenant-based rental assistance / Rapid Rehousing: 586 Households Assisted
8	HOPWA Short-Term Rent, Mortgage & Utilities Asst.	2020	2024	Affordable Housing Non-Homeless Special Needs	State of Texas	Homeless Prevention	HOPWA: \$565,232	Homelessness Prevention: 482 Persons Assisted
9	HOPWA Facility-Based Housing Subsidy Assistance	2020	2024	Affordable Housing Homeless Non-Homeless Special Needs	State of Texas	Rental Assistance Emergency Shelter and Transitional Housing Rapid Rehousing Homeless Prevention	HOPWA: \$332,224	Homelessness Prevention: 89 Persons Assisted HIV/AIDS Housing Operations: 93 Household Housing Unit

Sort Order	Goal Name	Start Year	End Year	Category	Geographic Area	Needs Addressed	Funding	Goal Outcome Indicator
10	HOPWA Permanent Housing Placement Assistance	2020	2024	Affordable Housing Homeless Non-Homeless Special Needs	State of Texas	Rental Assistance Rapid Re-housing Homeless Prevention	HOPWA: \$130,661	Public service activities other than Low/Moderate Income Housing Benefit: 126 Persons Assisted
11	HOPWA Funded Supportive Services	2020	2024	Affordable Housing Homeless Non-Homeless Special Needs	State of Texas	Supportive Services for Persons with HIV/AIDS	HOPWA: \$794,320	Public service activities other than Low/Moderate Income Housing Benefit: 1102 Persons Assisted
12	HOPWA Housing Information Services	2020	2024	Affordable Housing Non-Homeless Special Needs	State of Texas	Supportive Services for Persons with HIV/AIDS	HOPWA: \$12,015	Public service activities other than Low/Moderate Income Housing Benefit: 35 Persons Assisted
13	HOPWA Resource Identification	2020	2024	Affordable Housing Homeless Non-Homeless Special Needs	State of Texas	Rental Assistance Supportive Services for Persons with HIV/AIDS Emergency Shelter and Transitional Housing Homeless Prevention	HOPWA: \$13,385	Other: 0 Other  Activities that establish, coordinate, and develop housing assistance resources for eligible households (including preliminary research and expenditures necessary to determine the feasibility of specific housing-related initiatives)

Sort Order	Goal Name	Start Year	End Year	Category	Geographic Area	Needs Addressed	Funding	Goal Outcome Indicator
14	CDBG Public Improvements and Facilities	2020	2024	Non-Housing Community Development	State of Texas	Public Improvements and Infrastructure Public Facilities Public Services	CDBG: \$45,857,056	Public Facility or Infrastructure Activities other than Low/Moderate Income Housing Benefit: 240007 Persons Assisted
15	CDBG Economic Development	2020	2024	Non-Housing Community Development Economic Development	State of Texas	Public Improvements and Infrastructure Economic Development Public Facilities Public Services	CDBG: \$11,893,524	Public Facility or Infrastructure Activities other than Low/Moderate Income Housing Benefit: 178083 Persons Assisted
16	CDBG Planning/Capacity Building	2020	2024	Non-Housing Community Development	State of Texas	Public Improvements and Infrastructure Public Facilities Public Services	CDBG: \$680,845	Other: 40586 Other
17	CDBG Urgent Need	2020	2024	Non-Housing Community Development	State of Texas	Public Improvements and Infrastructure Public Facilities	CDBG: \$0	Public Facility or Infrastructure Activities other than Low/Moderate Income Housing Benefit: 9010 Persons Assisted



Sort Order	Goal Name	Start Year	End Year	Category	Geographic Area	Needs Addressed	Funding	Goal Outcome Indicator
18	CDBG Colonia Set-Aside	2020	2024	Affordable Housing Non-Housing Community Development	State of Texas	Production of New Units Acquisition of existing units Rehabilitation of Housing Public Improvements and Infrastructure Public Facilities Public Services	CDBG Colonias Set-aside: \$6,808,453	Public Facility or Infrastructure Activities other than Low/Moderate Income Housing Benefit: 2175 Persons Assisted
19	CDBG Colonia Self-Help Centers	2020	2024	Self-Help Centers	State of Texas	Production of New Units Acquisition of existing units Rehabilitation of Housing Public Services	CDBG: \$1,702,113	Other: 4574 Other

Sort Order	Goal Name	Start Year	End Year	Category	Geographic Area	Needs Addressed	Funding	Goal Outcome Indicator
20	CDBG Administration	2020	2024	Administration/Technical Assistance	State of Texas	Rehabilitation of Housing Public Improvements and Infrastructure Economic Development Public Facilities Public Services	CDBG: \$2,142,535	Other: 0 Other
21	HOME Administration	2020	2024	HOME Administration	State of Texas	Rental Assistance Production of New Units Acquisition of existing units Rehabilitation of Housing	HOME: \$5,346,659	Other: 0 Other
22	NHTF Administration	2020	2024	NHTF Administration	State of Texas	Production of New Units Rehabilitation of Housing	Housing Trust Fund: \$1,661,791	Other: 0 Other

Sort Order	Goal Name	Start Year	End Year	Category	Geographic Area	Needs Addressed	Funding	Goal Outcome Indicator
23	HOPWA Project Sponsor Administration	2020	2024	Non-Homeless Special Needs	State of Texas	Rental Assistance Supportive Services for Persons with HIV/AIDS Emergency Shelter and Transitional Housing Rapid Re-housing Homeless Prevention	HOPWA: \$291,824	Other: 0 Other
24	HOPWA Grantee Administration	2020	2024	Non-Homeless Special Needs	State of Texas	Rental Assistance Supportive Services for Persons with HIV/AIDS Emergency Shelter and Transitional Housing Rapid Re-housing Homeless Prevention	HOPWA: \$67,317	Other: 0 Other

**Table 67 – Goals Summary**

**Goal Descriptions**

<b>1</b>	<b>Goal Name</b>	Homeless Goals
	<b>Goal Description</b>	Funds will be utilized to provide Administration, HMIS services, emergency shelter, rapid re-housing, homeless prevention and street outreach to eligible persons who are experiencing homelessness or at-risk of homelessness. Actual funding amounts will be determined based on applications for funding received, which are prioritized in part by the recommendations provided by the applicable CoC. The estimates for the funding amount per activity type and number of persons served are extrapolated from data collected over the prior three years. Regardless of the CoC recommendations, TDHCA limits the amount of funding available for street outreach and emergency shelter to not more than 60% of the total ESG funding available. Likewise, funds for administration and HMIS are limited proportionate to the funds made available in each service component to ensure that the regulatory caps for these expenditures are not exceeded.
<b>2</b>	<b>Goal Name</b>	Acquisition & Construction of Single Family Housing
	<b>Goal Description</b>	Funds are programmed for the implementation of a Homebuyer Assistance New Construction, which would allow an estimated 8 homebuyers to work with Subrecipients to select lots for purchase, and provide financing for construction of a new unit of housing on the selected lot. Funds programmed which are not utilized may be reprogrammed to other HOME eligible activities that evidence greater demand for HOME funds. TDHCA does not plan to have a 2020 HOME Program goal for single-family development activities performed by a Community Housing Development Organization (CHDO) for the construction of new single-family housing, but may amend program income, or use deobligated funding or other available HOME funding for such an activity. PY 2020 CHDO set aside funding is initially targeted for multifamily development activities as reflected under the Households in new/rehabilitated multifamily units strategic plan goal, but may be revised to program some funding for Single-family Development activities if TDHCA identifies future interest in the program. Single-family development activities will remain an eligible activity that may be funded in the event future CHDO funding becomes available.

3	<b>Goal Name</b>	Reconstruction of Single Family Housing
	<b>Goal Description</b>	The 2020 goal for HOME Program reconstruction activities is to provide assistance to a minimum of 112 households through a statewide network of units of general local governments, and nonprofit organizations. These entities qualify applicants to receive assistance for the repairs and reconstruction necessary to make their homes decent, safe, sanitary, and accessible.
4	<b>Goal Name</b>	Tenant Based Rental Assistance with HOME Funding
	<b>Goal Description</b>	The 2020 goal for HOME Program TBRA activity is to provide on-going rental assistance or stand-alone rental security deposit assistance to an estimated 301 households through a statewide network of units of general local governments, public housing agencies, Local Mental Health Authorities (LMHAs), and other non-profit organizations. These entities qualify applicants to receive assistance and may extend assistance if the household continues to meet eligibility requirements.
5	<b>Goal Name</b>	Households in New/Rehabilitated Multifamily Units
	<b>Goal Description</b>	The 2020 goal for HOME Multifamily Program is creating/rehabilitating over 187 multifamily rental units. TDHCA's HOME Multifamily Development Programs awards HOME funds as low-interest loans to CHDOs, for-profit, and nonprofit developers. These loans leverage other public and private financing including housing tax credits, United States Department of Agriculture (USDA) operating subsidies and loans, and conventional and Federal Housing Administration-insured loans. The result is safe, decent, and affordable multifamily rental housing.
6	<b>Goal Name</b>	NHTF Households in New/Rehabbed Multifamily Units
	<b>Goal Description</b>	The 2020 goal for Housing Trust Fund is creating and/or rehabilitating 75 multifamily rental units based on the performance period of February 1, 2019, through August 31, 2020.
7	<b>Goal Name</b>	HOPWA Tenant-Based Rental Assistance
	<b>Goal Description</b>	The number of households that received TBRA services during the program year. TBRA is a rental subsidy used to help households obtain or maintain permanent housing, including assistance for shared housing arrangements, in the private rental housing market until they are able to enroll in the HCV Program or other affordable housing programs. The annual goal is to assist 586 households. The estimated funding and number of individuals served may fluctuate depending on HUD's final allocation amounts and based on the target percentages identified in Action Plan Section 25.

8	<b>Goal Name</b>	HOPWA Short-Term Rent, Mortgage & Utilities Asst.
	<b>Goal Description</b>	The number of households that received STRMU services during the program year. STRMU provides short-term, rent, mortgage, and utility payments for households experiencing a financial crisis as a result of their HIV health condition or a change in their economic circumstances. STRMU is designed to prevent households from becoming homeless by helping them remain in their own dwellings. The annual goal is to assist 482 persons. The estimated funding and number of individuals served may fluctuate depending on HUD's final allocation amounts and based on the target percentages identified in Action Plan Section 25.
9	<b>Goal Name</b>	HOPWA Facility-Based Housing Subsidy Assistance
	<b>Goal Description</b>	The number of households that received FBHA services during the program year. HOPWA Facility-Based Housing Assistance (FBHA) activities include Short-Term Supportive Housing (STSH) and Transitional Supportive Housing (TSH). STSH facilities provide temporary shelters to households that are homeless as a bridge to permanent housing. TSH facilities allow households an opportunity to prepare for permanent housing and develop individualized housing plans that guide their linkage to permanent housing. The annual goal is to assist 89 households. The estimated funding and number of individuals served may fluctuate depending on HUD's final allocation amounts and based on the target percentages identified in Action Plan Section 25.
10	<b>Goal Name</b>	HOPWA Permanent Housing Placement Assistance
	<b>Goal Description</b>	The number of households that received PHP services during the program year. PHP may be used to help households establish permanent residence in which continued occupancy is expected. Eligible costs include application fees, related credit checks, utility hookup fees and deposits, and reasonable security deposits necessary to move persons into permanent housing. The annual goal is to assist 126 persons. The estimated funding and number of persons served may fluctuate depending on HUD's final allocation amounts and based on the target percentages identified in Action Plan Section 25.

11	<b>Goal Name</b>	HOPWA Funded Supportive Services
	<b>Goal Description</b>	The number of households that received Housing Case Management services during the program year. The DSHS HOPWA Program currently limits the use of Supportive Service funds to Housing Case Management. HOPWA-eligible households may receive Housing Case Management in conjunction with housing assistance services or as a standalone supportive service. The core functions of Housing Case Management include engagement, assessment, goal-setting, service coordination, and discharge planning. The intensity or level of housing case management that a Project Sponsor provides to a household will depend upon the household's assessed level of need. The annual goal is to assist 1,102 persons. The estimated funding and number of households served may fluctuate depending on HUD's final allocation amounts and based on the target percentages identified in Action Plan Section 25.
12	<b>Goal Name</b>	HOPWA Housing Information Services
	<b>Goal Description</b>	The number of households that received Housing Information Services during the program year. Housing Information Services include, but are not limited to, counseling, information, and referral services to assist households with locating, acquiring, financing, and maintaining housing. This may also include fair housing guidance for households that have encountered discrimination on the basis of race, color, religion, sex, age, national origin, familial status, or disability. The annual goal is to assist 35 persons. The estimated funding and number of households served may fluctuate depending on HUD's final allocation amounts and based on the target percentages identified in Action Plan Section 25.
13	<b>Goal Name</b>	HOPWA Resource Identification
	<b>Goal Description</b>	The work products, deliverables, and other activities of projects that used Resource Identification funds. Resource Identification encompasses activities that establish, coordinate, and develop housing assistance resources for eligible households (including preliminary research and expenditures necessary to determine the feasibility of specific housing-related initiatives). The estimated funding may fluctuate depending on HUD's final allocation amounts and based on the target percentages identified in Action Plan Section 25.

14	<b>Goal Name</b>	CDBG Public Improvements and Facilities
	<b>Goal Description</b>	<p>Public Improvements and Facilities includes community grants for basic infrastructure, public facilities, public services, and other community needs.</p> <p>The Texas CDBG encourages the use of funds not only to improve existing locations but to provide facilities in other areas to accommodate residential opportunities that will benefit low and moderate income persons. Funding allocated includes annual allocation in addition to previously deobligated funds. The annual goal includes 227,843 persons assisted. The estimated funding and number of persons served may fluctuate depending on HUD's final allocation amounts and based on the target percentages identified in Action Plan Section 25.</p>
15	<b>Goal Name</b>	CDBG Economic Development
	<b>Goal Description</b>	<p>This economic development funding is used for projects that will create or retain permanent employment opportunities, primarily for low to moderate income persons, for downtown revitalization activities, and for other economic development activities for rural communities. Funding allocated includes annual allocation in addition to previously deobligated funds and program income. The annual goal is to assist 14,122 persons. The estimated funding and number of persons served may fluctuate depending on HUD's final allocation amounts and based on the target percentages identified in Action Plan Section 25.</p>
16	<b>Goal Name</b>	CDBG Planning/Capacity Building
	<b>Goal Description</b>	<p>This fund is available to assist eligible cities and counties in conducting planning activities that assess local needs, develop strategies to address local needs, build or improve local capacity, or that include other needed planning elements (including telecommunications and broadband needs). Funding allocated includes annual allocation in addition to previously deobligated funds. The annual goal is 37,412 persons benefiting from community planning projects (this may show as other in the chart above). The estimated funding and number of persons served may fluctuate depending on HUD's final allocation amounts and based on the target percentages identified in Action Plan Section 25.</p>
17	<b>Goal Name</b>	CDBG Urgent Need
	<b>Goal Description</b>	<p>Urgent Need assistance is available through the SUN fund as needed for eligible activities in relief of natural disasters and other emergency situations. Funding allocated includes previously deobligated funds. The annual goal is to assist 9,010 persons. The estimated funding and number of persons served may fluctuate depending on actual natural disaster events, HUD's final allocation amounts and based on the target percentages identified in Action Plan Section 25.</p>



<b>18</b>	<b>Goal Name</b>	CDBG Colonia Set-Aside
	<b>Goal Description</b>	This fund is available to eligible county applicants for projects in severely distressed unincorporated areas which meet the definition of a “colonia” under this fund. Funding allocated includes annual allocation. The annual goal is to assist 2,175 benefiting from public facility or infrastructure activities (other than low/moderate income housing benefit). The estimated funding and number of persons served may fluctuate depending on HUD’s final allocation amounts and based on the target percentages identified in Action Plan Section 25.
<b>19</b>	<b>Goal Name</b>	CDBG Colonia Self-Help Centers
	<b>Goal Description</b>	Colonia residents receiving direct assistance through Colonia Self-Help centers. Assistance includes residential rehabilitation, reconstruction, new construction, utility connections, and access to a technology center, tool lending library, and educational classes. The annual goal is to assist 4,574 colonia residents receive direct assistance from a Colonia Self-Help Center.
<b>20</b>	<b>Goal Name</b>	CDBG Administration
	<b>Goal Description</b>	CDBG Administrative costs including Technical Assistance and indirect costs.
<b>21</b>	<b>Goal Name</b>	HOME Administration
	<b>Goal Description</b>	HOME Administrative expenses based on HOME allocation and program income received in PY 2019 that is being programmed in the 2020 Action Plan.
<b>22</b>	<b>Goal Name</b>	NHTF Administration
	<b>Goal Description</b>	NHTF Administrative funds for PY 2020.
<b>23</b>	<b>Goal Name</b>	HOPWA Project Sponsor Administration
	<b>Goal Description</b>	Administration funds for HOPWA Project Sponsors

<b>24</b>	<b>Goal Name</b>	HOPWA Grantee Administration
	<b>Goal Description</b>	Funds for HOPWA Administration

## **AP-25 Allocation Priorities – 91.320(d)**

### **Introduction:**

The CPD Programs serve special needs populations and meet the 13 Priority Needs found in Strategic Plan 25 of the 2020-2024 Consolidated Plan. These Needs in Strategic Plan 25 are correlated with Goals in Action Plan 20 to show which activities will serve which priority needs. The goals from Action Plan 20 are listed below with allocation percentages. Percentages in the chart below are estimated and may change depending on funding received from HUD, legislative priorities, and funding requests from administrators or subrecipients. Due to software restrictions, allocations are rounded to the nearest whole number and do not reflect precise percentages.

Also, for the other programs listed in the anticipated resources (Action Plan 15) that could be used to leverage funds (including 4% HTC, 9% HTC, HHSP, State Housing Trust Fund, TX MCC, and My First Texas Home Program, NSP PI, Section 8 HCV programs, Section 811 PRA), goals are tailored to each program in the planning documents governing those programs. These documents can be found at <http://www.tdhca.state.tx.us>. In addition to meeting the priority needs, the CPD Programs works to serve special needs populations as described in this section. HOME and ESG's special needs populations are discussed in the introduction, and HOPWA and CDBG's are included in the discussion below.

### **HOME Serves Special Needs**

TDHCA has determined that TDHCA may have and TDHCA administrators may request to establish a preference to serve the following special needs populations: persons with disabilities, persons with substance use disorders, persons living with HIV/AIDS (PLWH), persons with Violence Against Woman Act (VAWA) protections, colonia residents, farmworkers, homeless populations, veterans, wounded warriors (as defined by the Caring for Wounded Warriors Act of 2008), public housing residents, persons transitioning out of incarceration, persons impacted by a state or federally declared disaster, and persons transitioning out of foster care and nursing facilities.

For administrators with programs that are designed to limit assistance to certain populations, TDHCA will only approve program designs that limit assistance to households that include a member within the following populations if necessary to provide as effective housing, aid, benefit, or services as those provided to others in accordance with 24 CFR §8.4(b)(1)(iv): PLWH, mental illness, substance use disorders, or households that would qualify under the TDHCA's Project Access program as defined in 10 TAC §5.801. Otherwise, administrators may only request a preference for populations described in the special needs section.

For HOME or NHTF rental housing, TDHCA will allow development of housing that meets requirements under the Housing for Older Persons Act. TDHCA may also consider permitting rental housing owners to give a preference or limitation as indicated in this section and may allow a preference or limitation that is not described in this section to encourage leveraging of federal or state funding, provided that another federal or state funding source for the rental housing requires a limitation or preference.

TDHCA may put further guidelines on development of specific types of rental housing by rule or NOFA. In order to have consistent requirements for Developments with 100% Single Room Occupancy Units, the Department will utilize the HOME definition in 24 CFR §92.2 for HOME and NHTF, in addition to the Department's definition of Single Room Occupancy at 10 TAC §11.1(d)(117) and the definition of Unit at 10 TAC §11.1(d)(136).

### Funding Allocation Priorities

	Homeless Goals (%)	Acquisition & Construction of Single Family Housing (%)	Reconstruction of Single Family Housing (%)	Tenant Based Rental Assistance with HOME Funding (%)	Households in New/Rehabilitated Multifamily Units (%)	NHTF Households in New/Rehabbed Multifamily Units (%)	HOPWA Tenant-Based Rental Assistance (%)	HOPWA Short-Term Rent, Mortgage & Utilities Asst. (%)	HOPWA Facility-Based Housing Subsidy Assistance (%)	HOPWA Permanent Housing Placement Assistance (%)	HOPWA Funded Supportive Services (%)	HOPWA Housing Information Services (%)	HOPWA Resource Identification (%)	CDBG Public Improvements and Facilities (%)	CDBG Economic Development (%)	CDBG Planning/Capacity Building (%)	CDBG Urgent Need (%)	CDBG Colonias Set-Aside (%)	CDBG Colonia Self-Help Centers (%)	CDBG Administration (%)	HOME Administration (%)	NHTF Administration (%)	HOPWA Project Sponsor Administration (%)	HOPWA Grantee Administration (%)	Colonias Set-Aside (%)	Total (%)
CDBG	0	0	0	0	0	0	0	0	0	0	0	0	0	68	16	1	0	10	2	3	0	0	0	0	0	100
CDBG Colonias Set-aside	0	0	0	0	0	0	0	0	0	0	0	0	0	0	0	0	0	0	0	0	0	0	0	0	100	100
HOME	0	3	30	14	44	0	0	0	0	0	0	0	0	0	0	0	0	0	0	9	0	0	0	0	0	100
HOPWA	0	0	0	0	0	0	60	12	17	7	2	1	1	0	0	0	0	0	0	0	0	0	0	0	0	100
ESG	100	0	0	0	0	0	0	0	0	0	0	0	0	0	0	0	0	0	0	0	0	0	0	0	0	100
Housing Trust Fund	0	0	0	0	0	90	0	0	0	0	0	0	0	0	0	0	0	0	0	0	10	0	0	0	0	100

Table 68 – Funding Allocation Priorities

## Reason for Allocation Priorities

### Disaster Recovery

As outlined in detail in each of the Action Plans for the supplemental disaster assistance, found on the Texas General Land Office website, the State of Texas had huge recovery efforts from each of the events in which it received funding. While most programs are under way, there remains unmet need that will still exceed the funds available to the State. This can be evidenced by the remaining unmet need in Action Plans related to each disaster event. Please refer to each program's Action Plan or the disaster recovery divisions most current Quarterly Progress Report for specific details <https://recovery.texas.gov/action-plans/index.html>.

### How will the proposed distribution of funds will address the priority needs and specific objectives described in the Consolidated Plan?

#### ESG Serves Special Needs

ESG does not have funding allocation priorities for special needs populations, but the Department's 2020 ESG NOFA may include selection criteria related to homeless subpopulations as defined in the most recent Point in Time data collection guidance. These homeless subpopulations currently include: children of parenting youth, parenting youth, persons experiencing chronic homelessness, persons experiencing severe mental illness, persons with chronic substance use disorder, persons with HIV/AIDS, unaccompanied youth, veterans, and victims of domestic violence.

TDHCA requires ESG subrecipients to comply with the HUD Final Rule Implementing Violence Against Women Reauthorization Act of 2013 (VAWA). Forms and information are required to be distributed to applicants and program participants for short- and medium-term rental assistance in accordance with 24 CFR §5.2005(e). Also pursuant to 24 CFR §5.2005(e), ESG Subrecipients are required to develop and follow an Emergency Transfer Plan.

#### HOPWA Serves Special Needs

The DSHS HOPWA Program serves households that are at or below 80% of AMI, but a majority of the households that are enrolled in the program are at or below 30% of AMI. As previously noted, HOPWA allocations generally mirror the Texas Ryan White HIV/AIDS Program funding allocation formula, which is based on the number of PLWH, number of PLWH accessing Ryan White services, the percent of PLWH eligible for Medicaid, HIV incidence, and other considerations. The allocations are then adjusted to account for local considerations, including unmet need, prior performance and expenditures, and any other relevant factors. After allocations to each HIV Service Delivery Area (HSDA) are determined, it is then up to the Project Sponsor to allocate between activities of TBRA, STRMU, Facility-Based Housing Subsidy Assistance, PHP, Supportive Services, Housing Information Services, Resource Identification, and administrative expenses (not to exceed 7% of their allocation) and submit those to their respective Administrative Agency (AAs) and DSHS for approval. Project Sponsors base allocations on many factors, including but not limited to, number of households projected to continue into the next year, local unmet need, housing costs, prior number of households served, average expenditures per household, and

changes in HIV population living in poverty, etc. During the program year, funds are reallocated within and between HSDAs throughout each planning region as needed.

#### CDBG Serves Special Needs

CDBG provides more than 95% of available funds for projects that primarily benefit low-to moderate-income persons through basic infrastructure, housing, job creation and other activities as identified at the local level. Among those projects, CDBG sets aside 12.5% of funds to benefit colonia residents through planning activities, infrastructure and housing construction, self-help center services, construction activities, and public services. Funding for community development projects in colonias and other LMI communities is a critical element in the well-being of these communities.

In 1996, in an effort to place more emphasis on addressing the needs of colonias, the OCI at TDHCA was created and charged with the responsibility of coordinating all TDHCA's legislative initiatives involving border and colonia issues and managing a portion of TDHCA's existing programs targeted at colonias. The fundamental goal of OCI is to improve the living conditions and lives of border and colonia residents and to educate the public regarding the services that the Department has to offer. As part of its plan to improve the living conditions in colonias, OCI operates Border Field Offices in Pharr, Laredo, and El Paso to provide TA to border counties, Colonia SHCs, and Bootstrap Program participants.

## AP-30 Methods of Distribution – 91.320(d)&(k)

### Introduction:

Given that Texas is the second largest state in the nation by total area, the method of distribution of its funds has to take into account a very large area. To serve this large area it is necessary for the State to use subrecipients to administer the programs funded under CPD. The selection processes for these entities are generally described below.

### Distribution Methods

**Table 69 - Distribution Methods by State Program**

<b>1</b>	<b>State Program Name:</b>	Colonia Economically Distressed Areas Program
	<b>Funding Sources:</b>	CDBG CDBG Colonias Set-aside
	<b>Describe the state program addressed by the Method of Distribution.</b>	Colonia Economically Distressed Areas Program (CEDAP) Legislative Set-Aside fund provides funding to eligible cities and counties to assist colonia residents that cannot afford the cost of service lines, service connections, and plumbing improvements associated with being connected to a TWDB Economically Distressed Area Program or similar water or sewer system improvement project.
	<b>Describe all of the criteria that will be used to select applications and the relative importance of these criteria.</b>	<p>The TDA will evaluate the following factors prior to awarding CEDAP funds:</p> <ul style="list-style-type: none"> <li>• The proposed use of the CDBG funds including the eligibility of the proposed activities and the effective use of the funds to provide water or sewer connections/yard lines to water/sewer systems funded through Economically Distressed Area Program or similar program;</li> <li>• The ability of the applicant to utilize the grant funds in a timely manner;</li> <li>• The availability of funds to the applicant for project financing from other sources;</li> <li>• The applicant's past performance on previously awarded CDBG contracts;</li> <li>• Cost per beneficiary; and</li> <li>• Proximity of project site to entitlement cities or metropolitan statistical areas (MSAs).</li> </ul>



<p><b>If only summary criteria were described, how can potential applicants access application manuals or other state publications describing the application criteria? (CDBG only)</b></p>	<p>Guidelines, applications and additional program documentation are available upon request once mainline construction has been confirmed.</p>						
<p><b>Describe how resources will be allocated among funding categories.</b></p>	<p>The Texas Legislature has set aside 3.4% of the State CDBG allocation for the CEDAP program.</p> <p>The allocation is distributed on an as-needed basis. In order to fully obligate the annual Colonia Funds to benefit colonia residents, funds not requested for the CEDAP activities may be transferred to other Colonia Fund programs.</p>						
<p><b>Describe threshold factors and grant size limits.</b></p>	<p>Maximum \$1,000,000/Minimum \$75,000</p>						
<p><b>What are the outcome measures expected as a result of the method of distribution?</b></p>	<p>Activities Benefitting LMI Persons</p>						
<p><b>2</b></p>	<table border="1"> <tr> <td data-bbox="233 1325 537 1430"> <p><b>State Program Name:</b></p> </td> <td data-bbox="537 1325 1446 1430"> <p>Colonia Economically Distressed Areas Program</p> </td> </tr> <tr> <td data-bbox="233 1430 537 1528"> <p><b>Funding Sources:</b></p> </td> <td data-bbox="537 1430 1446 1528"> <p>CDBG CDBG Colonias Set-aside</p> </td> </tr> <tr> <td data-bbox="233 1528 537 1785"> <p><b>Describe the state program addressed by the Method of Distribution.</b></p> </td> <td data-bbox="537 1528 1446 1785"> <p>Colonia Economically Distressed Areas Program (CEDAP) Legislative Set-Aside fund provides funding to eligible cities and counties to assist colonia residents that cannot afford the cost of service lines, service connections, and plumbing improvements associated with being connected to a TWDB Economically Distressed Area Program or similar water or sewer system improvement project.</p> </td> </tr> </table>	<p><b>State Program Name:</b></p>	<p>Colonia Economically Distressed Areas Program</p>	<p><b>Funding Sources:</b></p>	<p>CDBG CDBG Colonias Set-aside</p>	<p><b>Describe the state program addressed by the Method of Distribution.</b></p>	<p>Colonia Economically Distressed Areas Program (CEDAP) Legislative Set-Aside fund provides funding to eligible cities and counties to assist colonia residents that cannot afford the cost of service lines, service connections, and plumbing improvements associated with being connected to a TWDB Economically Distressed Area Program or similar water or sewer system improvement project.</p>
<p><b>State Program Name:</b></p>	<p>Colonia Economically Distressed Areas Program</p>						
<p><b>Funding Sources:</b></p>	<p>CDBG CDBG Colonias Set-aside</p>						
<p><b>Describe the state program addressed by the Method of Distribution.</b></p>	<p>Colonia Economically Distressed Areas Program (CEDAP) Legislative Set-Aside fund provides funding to eligible cities and counties to assist colonia residents that cannot afford the cost of service lines, service connections, and plumbing improvements associated with being connected to a TWDB Economically Distressed Area Program or similar water or sewer system improvement project.</p>						

<p><b>Describe all of the criteria that will be used to select applications and the relative importance of these criteria.</b></p>	<p>The TDA will evaluate the following factors prior to awarding CEDAP funds:</p> <ul style="list-style-type: none"> <li>• The proposed use of the CDBG funds including the eligibility of the proposed activities and the effective use of the funds to provide water or sewer connections/yard lines to water/sewer systems funded through Economically Distressed Area Program or similar program;</li> <li>• The ability of the applicant to utilize the grant funds in a timely manner;</li> <li>• The availability of funds to the applicant for project financing from other sources;</li> <li>• The applicant's past performance on previously awarded CDBG contracts;</li> <li>• Cost per beneficiary; and</li> <li>• Proximity of project site to entitlement cities or metropolitan statistical areas (MSAs).</li> </ul>
<p><b>If only summary criteria were described, how can potential applicants access application manuals or other state publications describing the application criteria? (CDBG only)</b></p>	<p>Guidelines, applications and additional program documentation are available upon request once mainline construction has been confirmed.</p>
<p><b>Describe how resources will be allocated among funding categories.</b></p>	<p>The Texas Legislature has set aside 3.4% of the State CDBG allocation for the CEDAP program.</p> <p>The allocation is distributed on an as-needed basis. In order to fully obligate the annual Colonia Funds to benefit colonia residents, funds not requested for the CEDAP activities may be transferred to other Colonia Fund programs.</p>
<p><b>Describe threshold factors and grant size limits.</b></p>	<p>Maximum \$1,000,000/Minimum \$75,000</p>

	<b>What are the outcome measures expected as a result of the method of distribution?</b>	Activities Benefitting LMI Persons
3	<b>State Program Name:</b>	Colonia Planning and Construction Funds
	<b>Funding Sources:</b>	CDBG CDBG Colonias Set-aside
	<b>Describe the state program addressed by the Method of Distribution.</b>	<p>The Colonia Fund: Planning (CFP) funds planning activities in two categories:</p> <ol style="list-style-type: none"> <li>1. Colonia Comprehensive Planning – countywide assessment of that includes an inventory of colonia areas and that prioritizes problems and target areas for future action; and</li> <li>2. Colonia Area Planning – planning for a specific target area, previously included in a Colonia Comprehensive Plan or similar assessment, which includes an assessment of actions needed for the area to no longer be considered a colonia.</li> </ol> <p>The goal of the Colonia Fund: Construction (CFC) program is to develop viable communities by providing decent housing, viable public infrastructure, and a suitable living environment, principally for persons residing within a community or area that meets the definition of a colonia. An eligible county applicant may submit an application for eligible construction activities, prioritizing access to public utilities and other basic human needs for colonia residents.</p>

<p><b>Describe all of the criteria that will be used to select applications and the relative importance of these criteria.</b></p>	<p>Colonia Fund: Construction. The selection criteria for the Colonia Fund: Construction will focus upon the following factors: community distress; percentage of people living in poverty; per capita income; percentage of housing units without complete plumbing; unemployment rate; benefit to LMI persons; project priorities; project design; matching funds; and past performance.</p> <p>Colonia Fund: Planning (Area). The selection criteria for the Colonia Fund: Planning will focus upon the following factors: community distress; percentage of people living in poverty; per capita income; percentage of housing units without complete plumbing; unemployment rate; project design; the severity of need within the colonia area(s) and how clearly the proposed planning effort will remove barriers to the provision of public facilities to the colonia area(s) and result in the development of an implementable strategy to resolve the identified needs; the planning activities proposed in the application; whether each proposed planning activity will be conducted on a colonia-wide basis; the extent to which any previous planning efforts for colonia area(s) have been accomplished; the CDBG cost per LMI beneficiary; the availability of funds to the applicant for project financing from other sources; the applicant's past performance on previously awarded CDBG contracts; benefit to LMI persons; and matching funds.</p> <p>Colonia Fund: Planning (Comprehensive). The selection criteria for the Colonia Fund: Planning will focus upon the following factors: community distress; percentage of people living in poverty; per capita income; percentage of housing units without complete plumbing; unemployment rate; project design; the severity of need for the comprehensive colonia planning effort and how effectively the proposed comprehensive planning effort will result in a useful assessment of colonia populations, locations, infrastructure conditions, housing conditions, and the development of short-term and long term strategies to resolve the identified needs; the extent to which any previous planning efforts for colonia area(s) have been accomplished; whether the applicant has provided any local matching funds for the planning or preliminary engineering activities; the applicant's past performance on previously awarded CDBG contracts; and award history (an applicant that has previously received a CDBG comprehensive planning award would receive lower priority for funding).</p>
--	---

<p><b>If only summary criteria were described, how can potential applicants access application manuals or other state publications describing the application criteria? (CDBG only)</b></p>	<p>Guidelines, applications and additional program documentation can be found on TDA's website at <a href="http://www.texasagriculture.gov">www.texasagriculture.gov</a>.</p>
<p><b>Describe how resources will be allocated among funding categories.</b></p>	<p>The State CDBG allocation 6.75% (approximately) is allocated to the Colonia Fund. Of the yearly CDBG allocation to the Colonia Construction and Planning Fund, 97.5% (approximately) of those funds are to award grants through the CFC and 2.5% (approximately) are to award grants through the CFP. Subsequent to awarding funds, any portion of the CFC allocation that is unable to be awarded (i.e., fund an application in the minimum amount of \$75,000, etc.) may be used to fund additional eligible CFP applications, and conversely, any portion of the CFP allocation that is unable to be awarded may be used to fund additional eligible CFC applications.</p>
<p><b>Describe threshold factors and grant size limits.</b></p>	<p>CFP Maximum \$100,000/Minimum \$0 CFC Maximum \$100,000/Minimum \$75,000</p>
<p><b>What are the outcome measures expected as a result of the method of distribution?</b></p>	<p>Activities Benefiting LMI Persons</p>
<p><b>4 State Program Name:</b></p>	<p>Colonia Planning and Construction Funds</p>
<p><b>Funding Sources:</b></p>	<p>CDBG CDBG Colonias Set-aside</p>

	<p><b>Describe the state program addressed by the Method of Distribution.</b></p>	<p>The Colonia Fund: Planning (CFP) funds planning activities in two categories:</p> <ol style="list-style-type: none"> <li>1. Colonia Comprehensive Planning – countywide assessment of that includes an inventory of colonia areas and that prioritizes problems and target areas for future action; and</li> <li>2. Colonia Area Planning – planning for a specific target area, previously included in a Colonia Comprehensive Plan or similar assessment, which includes an assessment of actions needed for the area to no longer be considered a colonia.</li> </ol> <p>The goal of the Colonia Fund: Construction (CFC) program is to develop viable communities by providing decent housing, viable public infrastructure, and a suitable living environment, principally for persons residing within a community or area that meets the definition of a colonia. An eligible county applicant may submit an application for eligible construction activities, prioritizing access to public utilities and other basic human needs for colonia residents.</p>
--	---	--

<p><b>Describe all of the criteria that will be used to select applications and the relative importance of these criteria.</b></p>	<p>Colonia Fund: Construction. The selection criteria for the Colonia Fund: Construction will focus upon the following factors: community distress; percentage of people living in poverty; per capita income; percentage of housing units without complete plumbing; unemployment rate; benefit to LMI persons; project priorities; project design; matching funds; and past performance.</p> <p>Colonia Fund: Planning (Area). The selection criteria for the Colonia Fund: Planning will focus upon the following factors: community distress; percentage of people living in poverty; per capita income; percentage of housing units without complete plumbing; unemployment rate; project design; the severity of need within the colonia area(s) and how clearly the proposed planning effort will remove barriers to the provision of public facilities to the colonia area(s) and result in the development of an implementable strategy to resolve the identified needs; the planning activities proposed in the application; whether each proposed planning activity will be conducted on a colonia-wide basis; the extent to which any previous planning efforts for colonia area(s) have been accomplished; the CDBG cost per LMI beneficiary; the availability of funds to the applicant for project financing from other sources; the applicant's past performance on previously awarded CDBG contracts; benefit to LMI persons; and matching funds.</p> <p>Colonia Fund: Planning (Comprehensive). The selection criteria for the Colonia Fund: Planning will focus upon the following factors: community distress; percentage of people living in poverty; per capita income; percentage of housing units without complete plumbing; unemployment rate; project design; the severity of need for the comprehensive colonia planning effort and how effectively the proposed comprehensive planning effort will result in a useful assessment of colonia populations, locations, infrastructure conditions, housing conditions, and the development of short-term and long term strategies to resolve the identified needs; the extent to which any previous planning efforts for colonia area(s) have been accomplished; whether the applicant has provided any local matching funds for the planning or preliminary engineering activities; the applicant's past performance on previously awarded CDBG contracts; and award history (an applicant that has previously received a CDBG comprehensive planning award would receive lower priority for funding).</p>
--	---

	<p><b>If only summary criteria were described, how can potential applicants access application manuals or other state publications describing the application criteria? (CDBG only)</b></p>	<p>Guidelines, applications and additional program documentation can be found on TDA's website at <a href="http://www.texasagriculture.gov">www.texasagriculture.gov</a>.</p>
	<p><b>Describe how resources will be allocated among funding categories.</b></p>	<p>The State CDBG allocation 6.75% (approximately) is allocated to the Colonia Fund. Of the yearly CDBG allocation to the Colonia Construction and Planning Fund, 97.5% (approximately) of those funds are to award grants through the CFC and 2.5% (approximately) are to award grants through the CFP. Subsequent to awarding funds, any portion of the CFC allocation that is unable to be awarded (i.e., fund an application in the minimum amount of \$75,000, etc.) may be used to fund additional eligible CFP applications, and conversely, any portion of the CFP allocation that is unable to be awarded may be used to fund additional eligible CFC applications.</p>
	<p><b>Describe threshold factors and grant size limits.</b></p>	<p>CFP Maximum \$100,000/Minimum \$0 CFC Maximum \$100,000/Minimum \$75,000</p>
	<p><b>What are the outcome measures expected as a result of the method of distribution?</b></p>	<p>Activities Benefiting LMI Persons</p>
<p><b>5</b></p>	<p><b>State Program Name:</b></p>	<p>Colonia SHC Legislative Set-Aside (administered by TDHCA)</p>
	<p><b>Funding Sources:</b></p>	<p>CDBG</p>



<p><b>Describe the state program addressed by the Method of Distribution.</b></p>	<p>Administered by TDHCA and funded through CDBG, the Colonia SHC Program serves colonias along the Texas-Mexico border. Colonia SHCs provide concentrated on-site technical assistance to low- and very low-income individuals and families in a variety of ways including housing, community development activities, infrastructure improvements, outreach and education. Key services include: housing rehabilitation; new construction; surveying and platting; construction skills training; tool library access for self-help construction; housing finance; credit and debt counseling; grant writing; infrastructure construction and access; contract-for-deed conversions; and capital access for mortgages.</p>
<p><b>Describe all of the criteria that will be used to select applications and the relative importance of these criteria.</b></p>	<p>Approximately 31,880 residents live in the targeted colonias served by the Colonia SHC Program. The Colonia SHCs process applications from income eligible households on a first-come, first-served basis. Eligible households must reside in a targeted colonia, which has been preselected by each county and approved by C-RAC. Households must earn less than 80% of AMI.</p>
<p><b>If only summary criteria were described, how can potential applicants access application manuals or other state publications describing the application criteria? (CDBG only)</b></p>	<p>Colonia SHCs are statutorily required to establish SHCs in Cameron/Willacy, El Paso, Hidalgo, Starr and Webb counties. Statute allows for additional Colonia SHCs to be established if any other county if TDHCA deems it necessary and appropriate and if the county is designated an economically distressed area under statute. In 2001, TDHCA established additional Colonia SHCs in Maverick and Val Verde counties. Each Colonia SHC must serve five targeted colonias within the county it serves. The Colonia SHCs and TDHCA's Border Field Offices both conduct outreach activities throughout the contract period to inform colonia residents of program benefits and eligibility criteria and to provide application assistance.</p>

	<p><b>Describe how resources will be allocated among funding categories.</b></p>	<p>The Texas Legislature has set aside 2.5% of the State CDBG allocation for the Colonia SHC program.</p> <p>Resources are allocated after analysis and input from each community. Counties that are statutorily designated to participate in the Colonia SHC Program conduct a needs assessment before proposing which target colonias should receive concentrated attention and the scope of program activities and funding. Each Colonia SHC designs a proposal unique to the needs of a specific community. After the C-RAC, composed of residents from previously participating colonias, reviews and approves the proposals from the counties, the proposals are then reviewed and approved by the TDHCA Governing Board for implementation. Funds deobligated from prior Colonia SHC Program grant years and any program income recovered from Colonia SHC funds shall be used by TDHCA for the Colonia SHC Program.</p>
	<p><b>Describe threshold factors and grant size limits.</b></p>	<p>Maximum \$1,000,000/Minimum \$500,000</p> <p>For the Colonia SHC, program rules limit the assistance to up to \$1,000,000 per Colonia SHC per contract period. If there are insufficient funds available to fully fund an application, the Administrator may accept the amount available and wait for remaining funds to be committed the next program year. Each program activity, such as new construction, rehabilitation, and tool library operation, for example, are limited to specific dollar amounts. TDHCA, at its discretion and in coordination with the county, may amend a contract to increase the budget amount based on Colonia SHC performance and other factors.</p>
	<p><b>What are the outcome measures expected as a result of the method of distribution?</b></p>	<p>For the Colonia SHC Program, outcomes include: colonia residents assisted, housing units assisted or created, instances of technical assistance provided, and instances of information delivered. In general, these are Activities Benefiting LMI Persons.</p>
<p><b>6</b></p>	<p><b>State Program Name:</b></p>	<p>Colonias to Cities Initiative Program</p>
	<p><b>Funding Sources:</b></p>	<p>CDBG CDBG Colonias Set-aside</p>

<p><b>Describe the state program addressed by the Method of Distribution.</b></p>	<p>The Colonia to Cities Initiative (CCIP) provides funding for basic infrastructure considered necessary for a colonia area to be annexed by an adjoining city. Priority is given to colonias that have received prior CDBG funding. The city's application must include documentation that annexation procedures have begun and a firm commitment from the city to annex the colonia upon completion of the project. Failure to annex the colonia may result in a requirement to repay the CDBG funding to TDA.</p>
<p><b>Describe all of the criteria that will be used to select applications and the relative importance of these criteria.</b></p>	<p>The TDA will evaluate the following factors prior to awarding CCIP funds:</p> <ul style="list-style-type: none"> <li>• the proposed use of the TxCDBG funds including the eligibility of the proposed activities;</li> <li>• the ability of the community to utilize the grant funds in a timely manner;</li> <li>• the availability of funds to the community for project financing from other sources;</li> <li>• The support of colonia residents for the proposed annexation;</li> <li>• the applicant's past performance on previously awarded TxCDBG contracts, if applicable;</li> <li>• cost per beneficiary; and</li> <li>• commitment by the city to annex the colonia area within one year of project completion.</li> </ul> <p>If applications exceed the available funding, the Department may use the scoring factors established for the Colonia Fund-Construction component.</p>
<p><b>If only summary criteria were described, how can potential applicants access application manuals or other state publications describing the application criteria? (CDBG only)</b></p>	<p>Guidelines, applications and additional program documentation are available upon request.</p>
<p><b>Describe how resources will be allocated among funding categories.</b></p>	<p>If there are an insufficient number of projects ready for CEDAP or CFC funding, the available Colonia funds may be transferred to the Colonias to Cities Initiative.</p>

	<b>Describe threshold factors and grant size limits.</b>	Minimum \$100,000/Maximum \$1,000,000
	<b>What are the outcome measures expected as a result of the method of distribution?</b>	Activities Benefiting Low and Moderate Income (LMI) Persons
7	<b>State Program Name:</b>	Colonias to Cities Initiative Program
	<b>Funding Sources:</b>	CDBG CDBG Colonias Set-aside
	<b>Describe the state program addressed by the Method of Distribution.</b>	The Colonia to Cities Initiative (CCIP) provides funding for basic infrastructure considered necessary for a colonia area to be annexed by an adjoining city. Priority is given to colonias that have received prior CDBG funding The city's application must include documentation that annexation procedures have begun and a firm commitment from the city to annex the colonia upon completion of the project. Failure to annex the colonia may result in a requirement to repay the CDBG funding to TDA.
	<b>Describe all of the criteria that will be used to select applications and the relative importance of these criteria.</b>	The TDA will evaluate the following factors prior to awarding CCIP funds: <ul style="list-style-type: none"> <li>• the proposed use of the TxCDBG funds including the eligibility of the proposed activities;</li> <li>• the ability of the community to utilize the grant funds in a timely manner;</li> <li>• the availability of funds to the community for project financing from other sources;</li> <li>• The support of colonia residents for the proposed annexation;</li> <li>• the applicant's past performance on previously awarded TxCDBG contracts, if applicable;</li> <li>• cost per beneficiary; and</li> <li>• commitment by the city to annex the colonia area within one year of project completion.</li> </ul> <p>If applications exceed the available funding, the Department may use the scoring factors established for the Colonia Fund-Construction component.</p>

	<b>If only summary criteria were described, how can potential applicants access application manuals or other state publications describing the application criteria? (CDBG only)</b>	Guidelines, applications and additional program documentation are available upon request.
	<b>Describe how resources will be allocated among funding categories.</b>	If there are an insufficient number of projects ready for CEDAP or CFC funding, the available Colonia funds may be transferred to the Colonias to Cities Initiative.
	<b>Describe threshold factors and grant size limits.</b>	Minimum \$100,000/Maximum \$1,000,000
	<b>What are the outcome measures expected as a result of the method of distribution?</b>	Activities Benefiting Low and Moderate Income (LMI) Persons
8	<b>State Program Name:</b>	Community Development Fund
	<b>Funding Sources:</b>	CDBG

<p><b>Describe the state program addressed by the Method of Distribution.</b></p>	<p>The Community Development (CD) Fund is available on a biennial basis through a competition in each of the State's 24 planning regions. The goal of the CD Fund is to develop viable communities by providing decent housing, viable public infrastructure, and a suitable living environment, principally for persons of low to moderate income.</p> <p>Applicants are encouraged to provide for infrastructure and housing activities that will improve opportunities for LMI persons. When considering and designing projects, applicants must continue to consider project activities that will affirmatively further fair housing, which includes project activities that provide basic infrastructure (such as water, sewer, and roads) that will benefit residential housing and other housing activities.</p>
---	---

<p><b>Describe all of the criteria that will be used to select applications and the relative importance of these criteria.</b></p>	<p>CD applicants are scored using a shared system with 90% of the scoring criteria established by Regional Review Committees (RRC) and 10% established by the state's scoring criteria. There is a Regional Review Committee in each of the 24 State planning regions. Each RRC will be comprised of 12 members appointed at the pleasure of the Texas Commissioner of Agriculture. A quorum of seven members is required for all public hearings. Each RRC is responsible for determining local project priorities and objective scoring criteria for its region for the CD Fund in accordance with the requirements in this Action Plan. Additionally, the RRC shall establish the numerical value of the points assigned to each scoring factor and determine the total combined points for all RRC scoring criteria. The Regional Review Committees are responsible for convening public hearings to discuss and select the objective scoring criteria that will be used to score and rank applications at the regional level. The public must be given an opportunity to comment on the priorities and the scoring criteria considered. The final selection of the scoring criteria is the responsibility of each RRC and must be consistent with the requirements in this Action Plan. The RRC may not adopt scoring factors that directly negate or offset the State's scoring factors. Each RRC shall develop a RRC Guidebook, in the format provided by TDA, to notify eligible applicants of the objective scoring criteria and other RRC procedures for the region. The Guidebook must be submitted to TDA and approved at least ninety days prior to the application deadline.</p> <p>The state scoring will be based on the following:</p> <ol style="list-style-type: none"> <li>1. Past Performance- 16 points.</li> <li>2. All project activities within the application would provide basic infrastructure or housing activities - 4 points. (Basic infrastructure - the basic physical shared facilities serving a community's population consisting of water, sewage, roads and flood drainage. Housing activities - as defined in 24 Code of Federal Regulations (CFR) Part 570.)</li> </ol>
--	--

	<p><b>If only summary criteria were described, how can potential applicants access application manuals or other state publications describing the application criteria? (CDBG only)</b></p>	<p>Guidelines, applications and additional program documentation can be found on TDA's website at <a href="http://www.texasagriculture.gov">www.texasagriculture.gov</a>.</p>
	<p><b>Describe how resources will be allocated among funding categories.</b></p>	<p>65.9% (approximately) of the State CDBG allocation is allocated to this fund. In addition, deobligated funds may be allocated to the CD Fund according to the procedures described in the Additional Detail on Method of Distribution section following this table.</p>
	<p><b>Describe threshold factors and grant size limits.</b></p>	<p>Minimum \$75,000/Maximum \$800,000, regions may establish additional grant amount limits.</p>
	<p><b>What are the outcome measures expected as a result of the method of distribution?</b></p>	<p>Activities Benefiting LMI Persons</p>
<p>9</p>	<p><b>State Program Name:</b></p>	<p>Downtown Revitalization and Main Street Programs</p>
	<p><b>Funding Sources:</b></p>	<p>CDBG</p>
	<p><b>Describe the state program addressed by the Method of Distribution.</b></p>	<p>The Downtown Revitalization and Main Street Programs award grant funds for public infrastructure to foster and stimulate economic development in rural downtown areas. This program is considered one of the Rural Economic Development (RED) programs.</p>



<p><b>Describe all of the criteria that will be used to select applications and the relative importance of these criteria.</b></p>	<p>The selection criteria for the Downtown Revitalization and Main Street Program will focus upon the following factors:</p> <ul style="list-style-type: none"> <li>a. Applicant Need criteria, including poverty rate, median income, unemployment rate, and community need.</li> <li>b. Project criteria, including leverage, economic development consideration, Americans with Disabilities Act (ADA) compliance, emphasis on benefit to LMI persons, consistency with Main Street program or other community strategic plan (if applicable), and other HUD or TDA programmatic priorities; and</li> <li>c. Past performance on previously awarded TxCDBG contracts, if applicable.</li> </ul> <p>The department may set aside funds within this Downtown Revitalization and Main Street Program specifically for Main Street communities.</p>
<p><b>If only summary criteria were described, how can potential applicants access application manuals or other state publications describing the application criteria? (CDBG only)</b></p>	<p>Guidelines, applications and additional program documentation can be found on TDA's website at <a href="http://www.texasagriculture.gov">www.texasagriculture.gov</a>.</p>
<p><b>Describe how resources will be allocated among funding categories.</b></p>	<p>10.3% of the State CDBG allocation is allocated to the Downtown Revitalization and Main Street Programs; in addition, deobligated funds, program income funds, and other RED program funds may be allocated for the these programs if such funds have not been utilized by other RED programs (if available).</p>
<p><b>Describe threshold factors and grant size limits.</b></p>	<p>Maximum \$350,000/Minimum \$50,000</p>
<p><b>What are the outcome measures expected as a result of the method of distribution?</b></p>	<p>Eliminate or prevent slum and blight conditions.</p>

10	<b>State Program Name:</b>	Fire, Ambulance, & Services Truck (FAST) Fund
	<b>Funding Sources:</b>	CDBG
	<b>Describe the state program addressed by the Method of Distribution.</b>	The Fire, Ambulance, & Services Truck (FAST) Fund provides funds for eligible vehicles to provide emergency response and special services to rural communities.
	<b>Describe all of the criteria that will be used to select applications and the relative importance of these criteria.</b>	Applications will be scored and ranked based on: <ul style="list-style-type: none"> <li>• Poverty Rate (Census data)</li> <li>• Past performance on TxCDBG grants (see CD Fund State scoring factors)</li> </ul>
	<b>If only summary criteria were described, how can potential applicants access application manuals or other state publications describing the application criteria? (CDBG only)</b>	Guidelines, applications and additional program documentation can be found on TDA's website at <a href="http://www.texasagriculture.gov">www.texasagriculture.gov</a> .
	<b>Describe how resources will be allocated among funding categories.</b>	All deobligated funds from fund year 2016 and earlier will be made available for the FAST Fund on the first day of the program year. This amount may be increased as additional funds are deobligated during the program year.
	<b>Describe threshold factors and grant size limits.</b>	Minimum \$100,000/Maximum \$500,000
	<b>What are the outcome measures expected as a result of the method of distribution?</b>	Activities Benefiting LMI Persons

<b>11</b>	<b>State Program Name:</b>	General HOME Funds for Single-Family Activities
	<b>Funding Sources:</b>	HOME
	<b>Describe the state program addressed by the Method of Distribution.</b>	TDHCA awards single-family activity funds as grants and loans through a network of local administrators for Homeowner Reconstruction (HRA), and Tenant Based Rental Assistance (TBRA) and HANC. Assistance length and term depends on the type of activity. Non set-aside funds are initially being made available on a regional basis in accordance with state statute (unless waived by the Governor in response to a state of federally declared disaster). Remaining funds are made available statewide on a first-come, first-served Reservation System, a contract-based system or some combination of these two methods. The method will be described in NOFAs and is informed by needs analysis, oversubscription for the activities, and public input.

<p><b>Describe all of the criteria that will be used to select applications and the relative importance of these criteria.</b></p>	<p>Applicants must comply with requirements stated in NOFAs, the Single-Family Programs Umbrella Rule, and State HOME Program Rules in effect at the time they receive their award.</p> <p>Review of Applications  All programs will be operated through direct administration by TDHCA, reallocation of deobligated funding and program income, or through the release of a NOFA with an emphasis on geographic dispersion of funds, particularly in rural areas of the state, using a Regional Allocation Formula (RAF) which uses objective measures to determine rural housing needs such as poverty and substandard housing. For NOFAs, applicants must submit a complete application to be considered for funding or eligibility to access the Reservation System, along with a nominal application fee determined by TDHCA. Applications received by TDHCA will be reviewed for applicable threshold, eligibility and/or scoring criteria in accordance with the Department’s rules and application review procedures published in the NOFA and/or application materials. Information related to NOFAs, application requirements and fees, and application review procedures and materials is available at <a href="http://www.tdhca.state.tx.us/home-division/index.htm">http://www.tdhca.state.tx.us/home-division/index.htm</a>.</p> <p>Selection Process  Qualifying applications for funding are recommended for funding to TDHCA’s Board based on the Department’s rules and any additional requirements established in the NOFA. Applications for participation in the Reservation System are not submitted to the TDHCA Board for approval, but are subject to all other review requirements. Should TDHCA reprogram unutilized HOME funds for development activities, applications submitted for development activities will also receive a review for financial feasibility, underwriting, and compliance under the HOME Final Rule as well as the Department’s existing previous participation review process.</p> <p>The state may select subrecipients or state recipients as described in program rules and NOFAs, or may conduct a portion of HOME activities directly in accordance with §92.201.</p> <p>When administrators have not successfully expended the HOME funds within their contract period, TDHCA de-obligates the funds and pools the dollars for redistribution according to TDHCA’s Reallocation of Financial Assistance rule at 10 TAC §1.19, and consistent with the reservation system and any open NOFAs. TDHCA may also reallocate these funds through a competitive NOFA process resulting in an award of funds.</p>
--	---

	<b>Describe how resources will be allocated among funding categories.</b>	TDHCA announces the annual allocation of HOME Single-Family funds through a NOFA and specifies that the funds will initially be made available using a Regional Allocation Formula (RAF) which divides funds among 26 sub-regions as required by state statute. The allocation method is developed based on a formula which considers need and funding availability. After a period of several months, regional allocations collapse. Following the release of the annual allocation through the RAF, TDHCA periodically adds HOME program income and deobligated funds to the funds available via the Reservation System and either allocates a specific amount of funds per activity based on funding priorities or may allow HOME administrator’s requests for funding through the system to determine how the funds are finally allocated among fund categories. TDHCA may specify the maximum amount of funds that will be released for each activity type and may allocate funds via a first come, first served Reservation System or alternate method based on public comment. All NOFAs can be found on TDHCAs NOFA page on the website at <a href="https://www.tdhca.state.tx.us/nofa.htm">https://www.tdhca.state.tx.us/nofa.htm</a> .
	<b>Describe threshold factors and grant size limits.</b>	Applicants must comply with requirements stated in the HOME NOFA and State HOME Program Rules in effect the year they receive their award. These sources provide threshold limits and grant size limits per activity type.
	<b>What are the outcome measures expected as a result of the method of distribution?</b>	Assistance to LMI households.
12	<b>State Program Name:</b>	HOME Multifamily Development
	<b>Funding Sources:</b>	HOME
	<b>Describe the state program addressed by the Method of Distribution.</b>	The Multifamily Direct Loan Program awards HOME loans to for-profit and nonprofit multifamily developers to construct and rehabilitate affordable rental housing. These loans typically carry a 0% to 5% interest rate and have terms ranging from 15 years to 40 years. The vast majority of the loans are made in conjunction with awards of 4% or 9% HTCs.

	<p><b>Describe all of the criteria that will be used to select applications and the relative importance of these criteria.</b></p>	<p>TDHCA's Texas Administrative Code Chapters 10, 11, and 13 set forth the minimum requirements that document a project owner's readiness to proceed with the development as evidenced by site control, notification of local officials, the availability of permanent financing, appropriate zoning for the site, and a market and environmental study. Additionally, the development must also meet financial feasibility and subsidy layering requirements. After a period of Regional Allocation, HOME funds are typically awarded on a first-come, first-served basis, as long as the criteria above are met. After a certain date, for HOME Multifamily Development applications layered with 9% HTCs, the highest scoring applications in the 9% cycle that also request HOME funds are prioritized according to 9% criteria.</p>
	<p><b>Describe how resources will be allocated among funding categories.</b></p>	<p>A maximum of 85% of HOME Multifamily Funds, are available for general activities and at least 15% for Community Housing Development Organizations (CHDOs). The HOME Multifamily Direct Loan Program may make funds available annually or through a special purpose NOFA under the General, Supportive Housing/Soft Repayment, and CHDO Set-Asides.</p>
	<p><b>Describe threshold factors and grant size limits.</b></p>	<p>TDHCA's Qualified Allocation Plan set forth a minimum set of requirements that document a project owner's readiness to proceed with the development as evidenced by site control, notification of local officials, the availability of permanent financing, experience of the developer, appropriate zoning for the site, and a market and environmental study. The development must also meet financial feasibility and subsidy layering requirements. Awards of HOME Multifamily Direct Loan Program funds range from approximately \$500,000 to \$4,000,000 per application in the form of a loan.</p>
	<p><b>What are the outcome measures expected as a result of the method of distribution?</b></p>	<p>Assistance to LMI households.</p>
<p><b>13</b></p>	<p><b>State Program Name:</b></p>	<p>Local Revolving Loan Funds</p>
	<p><b>Funding Sources:</b></p>	<p>CDBG</p>

	<b>Describe the state program addressed by the Method of Distribution.</b>	TxCDBG allows communities that received Texas Capital Fund awards to support job creation or retention, and that created a local revolving loan fund, prior to implementation of the interim rule published November 12, 2015, to retain the program income generated by the economic development activities and to reinvest the funds to support job creation/retention activities.
	<b>Describe all of the criteria that will be used to select applications and the relative importance of these criteria.</b>	Criteria are established by local subrecipients, with guidance from the TxCDBG Revolving Loan Fund Information Guide provided by TDA.
	<b>If only summary criteria were described, how can potential applicants access application manuals or other state publications describing the application criteria? (CDBG only)</b>	The TxCDBG Revolving Loan Fund Information Guide is provided directly to subrecipients that have established revolving loan funds.
	<b>Describe how resources will be allocated among funding categories.</b>	Program Income generated by a local RLF is retained by that community or returned to TDA for distribution according to the Action Plan. See "Grantee Unique Appendices" for table of local revolving loan funds.
	<b>Describe threshold factors and grant size limits.</b>	Parameters for minimum or maximum loan amounts may be established by the subrecipient.
	<b>What are the outcome measures expected as a result of the method of distribution?</b>	Activities Benefitting LMI Persons through Job Creation/Retention
14	<b>State Program Name:</b>	National Housing Trust Fund

	<b>Funding Sources:</b>	Housing Trust Fund
	<b>Describe the state program addressed by the Method of Distribution.</b>	<p>The NHTF Program awards loans to for-profit and nonprofit multifamily developers to construct/rehabilitate multifamily affordable housing. Because the NHTF is required to benefit ELI households at or below the greater of 30% of AMI or the poverty rate, the units will likely not be able to service a debt payment. The constraints on NHTF dictate that the funds typically be available as construction only loans, 0% interest permanent loans, deferred payment or deferred forgivable permanent loan, or as 0% interest cash flow loans, if required, to leverage with tax credits or other financing mechanisms.</p>



**Describe all of the criteria that will be used to select applications and the relative importance of these criteria.**

TDHCA's Texas Administrative Code Chapters 10, 11, and 13 set forth a minimum set of requirements that document a project owner's readiness to proceed with the development. The Development must also meet financial feasibility requirements. After the NHTF allocation formula is applied, the funds are awarded on a first-come, first-served basis, as long as the criteria above are met.

TDHCA will review and recommend NHTF (referred to under the umbrella term MFDL below) applications in accordance with 10 TAC Chapter 13, the Multifamily Direct Loan Rule, as follows:

(1) Priority 1: Applications not layered with current year 9% Housing Tax Credits (HTC) that are received prior to the current year Market Analysis Delivery Date as described in 10 TAC §11.2 (relating to Program Calendar for Housing Tax Credits). Priority 1 Applications may be prioritized based on score within their respective Set-Aside for a certain time period, for certain populations, or for certain geographical areas, as further described in the NOFA.

(2) Priority 2: Applications layered with current year 9% HTC will be prioritized based on their recommendation status and score for an HTC allocation under the provisions of the Qualified Allocation Plan (QAP). All Priority 2 applications will be deemed received on the Market Analysis Delivery Date identified in 10 TAC §11.2 (relating to Program Calendar for Housing Tax Credits). Priority 2 Applications will be recommended for approval of the MFDL award at the same meeting when the Board approves the 9% HTC allocations. 9% HTC allocations are not guaranteed the availability of MFDL funds, as further provided in 10 TAC §13.5(f).

(3) Priority 3: Applications that are received after the Market Analysis Delivery Date, generally have a first come first served access to any remaining funds, until the final deadline identified in the annual NOFA.

Applications that will create new ELI units without preexisting vouchers or other rental subsidy may be prioritized, and additional criteria may be imposed for applications not layered with tax credits.

In annual year 2021, TDHCA will review and recommend 2020 NHTF applications in accordance with the Multifamily Direct Loan Rule for the annual NOFA as follows:

Program year 2020 NHTF will initially be programmed through the annual NOFA. These funds will be allocated to regions based on a Regional Allocation Formula (RAF). The end date for the RAF will be identified in the NOFA, but in no instance shall it be less than 30 days from the date a link to the Board approved NOFA or NOFA Amendment is published on the Department's website. Complete Applications received during the

	<b>Describe how resources will be allocated among funding categories.</b>	NHTF will not be allocated among funding categories. The NHTF funds are provided under the Soft Repayment/Supportive Housing set-aside, to meet the requirement to serve ELI households.
	<b>Describe threshold factors and grant size limits.</b>	TDHCA's Texas Administrative Code Chapters 10, 11, and 13 set forth a minimum set of requirements that document a project owner's readiness to proceed with the development as evidenced by site control, notification of local officials, the availability of permanent financing, experience of the developer, appropriate zoning for the site, and a market and environmental study. Additionally, the development must have certain unit amenities and common amenities. Developments must also meet financial feasibility requirements. Award funds may range up to \$4,000,000 per application in the form of a loan for this program.
	<b>What are the outcome measures expected as a result of the method of distribution?</b>	Assistance to ELI households.
15	<b>State Program Name:</b>	Planning/Capacity Building Fund
	<b>Funding Sources:</b>	CDBG
	<b>Describe the state program addressed by the Method of Distribution.</b>	The Planning/Capacity Building (PCB) Fund is available to assist eligible cities and counties in conducting planning activities that assess local needs, develop strategies to address local needs, build or improve local capacity, or that include other needed planning elements (including telecommunications and broadband needs). Planning activities may include comprehensive planning, utility planning, and updated planning activities.
	<b>Describe all of the criteria that will be used to select applications and the relative importance of these criteria.</b>	The selection criteria for the PCB Fund will focus upon the following factors: a. Community Distress; b. Benefit to LMI Persons; c. Project Design; d. Program Priority; e. Base Match; f. Area-wide Proposals; and g. Planning Strategy and Products.

	<b>If only summary criteria were described, how can potential applicants access application manuals or other state publications describing the application criteria? (CDBG only)</b>	Guidelines, applications and additional program documentation can be found on TDA's website at <a href="http://www.texasagriculture.gov">www.texasagriculture.gov</a> .
	<b>Describe how resources will be allocated among funding categories.</b>	1.5% (approximately) of the State CDBG allocation is allocated to this fund. In addition, deobligated funds may be allocated to this fund according to the procedures described in the Additional Detail on Method of Distribution section following this table.
	<b>Describe threshold factors and grant size limits.</b>	Minimum \$0/Maximum \$75,000
	<b>What are the outcome measures expected as a result of the method of distribution?</b>	Activities Benefiting LMI Persons
16	<b>State Program Name:</b>	Rural Economic Development Project Program
	<b>Funding Sources:</b>	CDBG
	<b>Describe the state program addressed by the Method of Distribution.</b>	The Rural Economic Development (RED) Project Program provides financial assistance to implement eligible projects identified in previously adopted economic development plans. Eligible economic development projects include, but are not limited to, projects that create and retain businesses owned by community members, address slum and blighted conditions, and create LMI jobs. Projects must meet a national objective (see 24 CFR 570.483) and identify an eligible activity.

	<b>Describe all of the criteria that will be used to select applications and the relative importance of these criteria.</b>	The RED-Project program will be offered first-come-first-served to communities that have completed the RED-Strategy program. In addition, RED-Project grant applications will be received annually for communities with completed economic development plans that are comparable to RED-Strategy products but not prepared through the CDBG program.
	<b>Describe how resources will be allocated among funding categories.</b>	Of the State CDBG allocation and State Revolving Fund’s program income, \$3,750,000 is allocated or reserved for the RED-Project program.  In addition, deobligated funds and other RED program funds may be allocated for these programs if such funds have not been utilized by other RED programs (if available).
	<b>Describe threshold factors and grant size limits.</b>	Maximum \$750,000 / Minimum \$350,000
	<b>What are the outcome measures expected as a result of the method of distribution?</b>	Activities Benefiting LMI Persons  Activities to Eliminate Slum and Blighted Areas
17	<b>State Program Name:</b>	Rural Economic Development Strategy Program
	<b>Funding Sources:</b>	CDBG
	<b>Describe the state program addressed by the Method of Distribution.</b>	The Rural Economic Development (RED) Strategy Program provides eligible communities with financial assistance to prepare an economic development strategy, redevelopment plan, economic resiliency plan, or similar plan for economic development opportunities in the community. A RED-Strategy project must develop a plan that provides the grant recipient with a detailed assessment of current and long-term community needs, proposes business recruitment and expansion strategies, and identifies potential projects to support sustainable economic growth.

	<b>Describe all of the criteria that will be used to select applications and the relative importance of these criteria.</b>	The selection criteria for the RED- Strategy program will focus upon the following factors: a. Community Distress; b. Benefit to LMI Persons; c. Economic Development organizational structure and capacity; d. Planning Strategy and Products; and e. Previous funding for RED- Strategy or RED-Project programs.
	<b>If only summary criteria were described, how can potential applicants access application manuals or other state publications describing the application criteria? (CDBG only)</b>	Guidelines, applications and additional program documentation can be found on TDA's website at <a href="http://www.texasagriculture.gov">www.texasagriculture.gov</a> .
	<b>Describe how resources will be allocated among funding categories.</b>	Of the State Revolving Fund's program income, \$135,000 is reserved for the RED-Strategy program.  Deobligated funds and other RED program funds may be allocated for this program if if available.
	<b>Describe threshold factors and grant size limits.</b>	Maximum \$45,000 / Minimum \$20,000
	<b>What are the outcome measures expected as a result of the method of distribution?</b>	Activities Benefiting LMI Persons  Activities to Eliminate Slum and Blighted Areas
18	<b>State Program Name:</b>	State Mandated Contract for Deed Conversion Set-Aside
	<b>Funding Sources:</b>	HOME

	<b>Describe the state program addressed by the Method of Distribution.</b>	Rider 6 of the TDHCA bill pattern within the General Appropriations Act for Fiscal Years 2020-2021 requires TDHCA to identify funding sources and estimated funding levels for contract for deed conversions and other activities for families that reside in a colonia and earn 60 percent or less of the applicable area median family income (AMFI) and the home converted must be their primary residence. Funds are set-aside for households at or below 60 percent AMFI and who reside in a colonia for a period of not less than 60 days before being made available statewide, excluding Participating Jurisdictions, to those at or below 80% AMFI.
	<b>Describe all of the criteria that will be used to select applications and the relative importance of these criteria.</b>	Administrators must meet HOME Program threshold requirements to access funding. Funding is made available to contract for deed administrators on a first-come, first-served basis, in addition to threshold requirements outlined in the State HOME Program Rule, through the Reservation System.
	<b>Describe how resources will be allocated among funding categories.</b>	TDHCA will set aside \$1,000,000 for Contract for Deed activities annually and will release the funds through the reservation system as a method of distribution.
	<b>Describe threshold factors and grant size limits.</b>	Applicants must meet the thresholds provided in the NOFA and State HOME Program Rules in effect the year in which they receive their award. Administrators are not awarded a grant following a successful application. Rather funds are awarded on a household by household basis.
	<b>What are the outcome measures expected as a result of the method of distribution?</b>	Assistance to households with incomes at or below 60% AMFI.
19	<b>State Program Name:</b>	State Revolving Fund
	<b>Funding Sources:</b>	CDBG

<p><b>Describe the state program addressed by the Method of Distribution.</b></p>	<p>TxCDBG retains the program income generated by economic development activities and reinvests the funds to continue supporting economic development activities.</p> <p>In accordance with 24 CFR 570.479(e)(ii), the State has determined that program income generated by TCF during PY 2017 must be returned to the State for redistribution to new economic development activities. TCF awards are made for a specific project, based on the minimum necessary work to support the creation or retention of specific jobs, which must be completed prior to close out of the TCF contract. Therefore the community is unlikely to continue funding the same activity in the near future as described in the regulation.</p>
<p><b>Describe all of the criteria that will be used to select applications and the relative importance of these criteria.</b></p>	<p>Application Guides for the Texas Capital Fund Real Estate and Infrastructure Development Programs, Main Street / Downtown Revitalization Programs and the Small and Micro Enterprise Revolving Fund can be found on the TDA website.</p>
<p><b>If only summary criteria were described, how can potential applicants access application manuals or other state publications describing the application criteria? (CDBG only)</b></p>	<p>Application Guides for the Texas Capital Fund Real Estate and Infrastructure Development Programs, Main Street / Downtown Revitalization Programs and the Small and Micro Enterprise Revolving Fund can be found on the TDA website.</p>
<p><b>Describe how resources will be allocated among funding categories.</b></p>	<p>Program Income generated by the State Revolving Fund will be allocated to the Texas Capital Fund.</p>
<p><b>Describe threshold factors and grant size limits.</b></p>	<p>The amount of program income generated will determine the amount of funds available.</p>

	<b>What are the outcome measures expected as a result of the method of distribution?</b>	Activities Benefitting LMI Persons and the elimination of slum and blight conditions.
20	<b>State Program Name:</b>	State Urgent Need Fund
	<b>Funding Sources:</b>	CDBG
	<b>Describe the state program addressed by the Method of Distribution.</b>	The State Urgent Need Fund is available following natural disasters and events that are not eligible for federal disaster assistance. The SUN program provides financial assistance to address disaster-related damage to public infrastructure and utilities, including repair, replacement, and mitigation measures.
	<b>Describe all of the criteria that will be used to select applications and the relative importance of these criteria.</b>	<p>The State Urgent Need Fund is available as needed following events that receive a proclamation or other formal request for state agency assistance from the Governor (or designee), for which the Governor has not requested federal assistance.</p> <ul style="list-style-type: none"> <li>• Priority will be given to projects that address safe drinking water, clearance of debris creating unsafe conditions, and other priorities as announced by the Commissioner of Agriculture.</li> <li>• The situation addressed by the applicant must be both unanticipated and beyond the control of the local government.</li> <li>• The problem being addressed must be of recent origin. For SER assistance, this means that the application for assistance must be submitted no later than twelve months from the date of the state disaster declaration.</li> <li>• The applicant must demonstrate that adequate local funds are not available. For SUN assistance, this generally means the applicant has less than six months of unencumbered general operations funds available in its balance as evidenced by the last available audit required by state statute, and funds from other state or federal sources are not available to completely address the problem.</li> </ul> <p>TDA may consider whether funds under an existing CDBG contract are available to be reallocated to address the situation.</p>



	<b>If only summary criteria were described, how can potential applicants access application manuals or other state publications describing the application criteria? (CDBG only)</b>	Guidelines, applications and additional program documentation can be found on TDA's website at <a href="http://www.texasagriculture.gov">www.texasagriculture.gov</a> .
	<b>Describe how resources will be allocated among funding categories.</b>	Of the State CDBG allocation, \$0 is allocated initially. However, a maximum \$3 million may be transferred from other fund categories for either State Urgent Need Fund or Water Crisis Assistance Fund projects as needed.
	<b>Describe threshold factors and grant size limits.</b>	Maximum: \$350,000 for projects benefitting a single jurisdiction / \$1 million for projects benefitting multiple communities. Minimum: \$50,000
	<b>What are the outcome measures expected as a result of the method of distribution?</b>	Activities Benefitting LMI Persons Activities Addressing an Urgent Need
21	<b>State Program Name:</b>	Texas ESG Program
	<b>Funding Sources:</b>	ESG

<p><b>Describe the state program addressed by the Method of Distribution.</b></p>	<p>The ESG Program is currently a competitive grant that awards funds to private nonprofit organizations, cities, and counties in the State of Texas to provide the services necessary to help persons who are experiencing or at-risk of homelessness quickly regain stability in permanent housing. To prioritize geographic dispersion of funds, funding is allocated to each CoC based on an allocation formula that includes population and other data as described in the State ESG rules. At the discretion of the CoC and upon approval by TDHCA, applicants for ESG apply either directly to TDHCA for an award of funding or may apply to the CoC in a local competition for funds. Award authority for all ESG funds remains with TDHCA’s Board, and TDHCA contracts directly with all subrecipients regardless of method of application.</p> <p>TDHCA may elect to conduct application cycles for either one or two years of funding. When applications are accepted for funding years for which the funding amount is not yet determined, TDHCA retains the right to make adjustments to awards in relation to the amount of funding received</p> <p>Any funds returned to the Department from prior to 2020 ESG funds, will be redistributed in accordance with the 10 TAC §7.41, or as otherwise approved by the TDHCA Board.</p>
<p><b>Describe all of the criteria that will be used to select applications and the relative importance of these criteria.</b></p>	<p>In the competitive process with TDHCA, applications are selected based on requirements stated in the ESG NOFA and State ESG Program Rules in effect the year they receive their award. These sources provide threshold requirements, which must be met prior to an application being considered for an award, and selection criteria, which are utilized to rank applications and determine the order in which applications may be funded.</p> <p>Threshold requirements include current status of required single audits and submission of an audit certification form; information necessary to conduct a previous participation review, and documentation sufficient to determine that the subrecipient has adequate capacity to administer the ESG funds.</p> <p>Selection criteria include items related to program design, including the type and quality of services offered and performance outcomes.</p>

<p><b>Describe the process for awarding funds to state recipients and how the state will make its allocation available to units of general local government, and non-profit organizations, including community and faith-based organizations. (ESG only)</b></p>	<p>For the competitive process, TDHCA will release a NOFA prior to receipt of ESG funding. The NOFA may include the option for the subrecipient to apply for both an award of 2020 ESG funds and anticipated 2021 funds. A two-year award cycle allows Subrecipients to offer up to 24 months of assistance for medium-term rental assistance (previously Subrecipients were limited to the number of months within their contracts, which is 12 months or fewer), and to spend more time on program activities than applying for funds. TDHCA encourages collaboration among homeless service providers by including selection criteria related to collaboration with the CoC.</p> <p>Eligible applicant organizations are Units of General Purpose Local Government, including cities, counties and metropolitan cities; urban counties that receive ESG funds directly from HUD; and a consolidation of units of general purpose local governments, like a Council of Governments. Other instrumentalities of a city or county, like a Local Mental Health Authority, may be eligible and should seek guidance from TDHCA to determine if they may apply. Governmental organizations such as Public Housing Authorities (PHAs) and housing finance agencies are not eligible and cannot apply directly for ESG funds.</p> <p>Eligible applicants also include private nonprofit organizations that are secular or religious organizations described in section 501(c) of the Internal Revenue Code of 1986, are exempt from taxation under subtitle A of the Code, have an acceptable accounting system and a voluntary board, and practice non-discrimination in the provision of assistance. Faith-based organizations receiving ESG funds, like all organizations receiving HUD funds, must serve all eligible beneficiaries without regard to religion.</p>
<p><b>Describe how resources will be allocated among funding categories.</b></p>	<p>ESG funds may be used for four service components: street outreach, emergency shelter, homelessness prevention, rapid re-housing assistance. Funds may also be utilized for HMIS/HMIS comparable database and administration in proportion to funding utilized for service components. In order for TDHCA to meet the requirement of no more than 60% of funds expended in street outreach and emergency shelter per 24 CFR §576.100(b), TDHCA reserves the right to remove applications proposing street outreach and emergency shelter from competition when 60% of ESG funds have been awarded to higher ranking applications proposing these activities. A CoC lead agency that elects to run a local competition must ensure that the combined amount recommended for ESG awards in the CoC will not exceed 60% in street outreach and emergency shelter.</p>

	<p><b>Describe threshold factors and grant size limits.</b></p>	<p>While applications for TDHCA ESG funds may request funds for multiple service component, each service type proposed in an application will be individually considered for an award of funds. Applicants may be awarded an amount not to exceed an amount set forth in the program rules or NOFA for street outreach activities, rapid re-housing, homeless prevention, and emergency shelter activities. Funds for HMIS are limited to 10% of the total award amount, and funds for administration are limited to 3% of the total award amount.</p> <p>Threshold requirements include current status of required single audits and submission of an audit certification form; information necessary to conduct a previous participation review, and documentation sufficient to determine that the subrecipient has adequate capacity to administer the ESG funds.</p>
	<p><b>What are the outcome measures expected as a result of the method of distribution?</b></p>	<p>The expected outcome is that funds will be awarded to organizations that have the administrative and performance capacity to provide the services needed in their communities, with a broad distribution of funding to reach as many areas of the state with quality services as possible. The expected outcome of TDHCA's plan to allow local competitions is that the same will be accomplished, but with CoC-wide planning rather than with only State planning.</p>
<p><b>22</b></p>	<p><b>State Program Name:</b></p>	<p>Texas HOPWA Program</p>
	<p><b>Funding Sources:</b></p>	<p>HOPWA</p>
	<p><b>Describe the state program addressed by the Method of Distribution.</b></p>	<p>DSHS administers the program, which is funded by annual formula grants from HUD. DSHS contracts with AAs in seven Ryan White Part B HIV Planning Areas encompassing 26 HIV Service Delivery Areas (HSDAs). AAs subcontract with Project Sponsors in each HSDA for statewide service delivery. The DSHS HOPWA Program serves all counties in Texas. DSHS selects AAs through a combination of competitive Requests for Proposals (RFP) and intergovernmental agency contracts. AAs act as an administrative arm for DSHS, with DSHS oversight, by administering the HOPWA program locally for a five-year project period.</p>
	<p><b>Describe all of the criteria that will be used to select applications and the relative importance of these criteria.</b></p>	<p>Information on grant applications, available funding opportunities, application criteria, etc. can be found on the DSHS website: <a href="http://www.dshs.texas.gov/fic/default.shtm">http://www.dshs.texas.gov/fic/default.shtm</a>. Contracting and procurement services for DSHS HOPWA is overseen by Texas Health and Human Services Procurement and Contracting Services (PCS) Division. This division handles the solicitation, contract development, contract execution, and is the office of record for DSHS' contracting needs.</p>

<p><b>Identify the method of selecting project sponsors (including providing full access to grassroots faith-based and other community-based organizations). (HOPWA only)</b></p>	<p>The AAs select HOPWA Project Sponsors to cover all 26 HSDAs through local competitive processes. Community-based organizations, minority organizations, minority providers, grassroots and faith-based organizations are encouraged to apply. Historically, many of the agencies that have provided HOPWA services are grassroots, community-based, and minority organizations.</p>
<p><b>Describe how resources will be allocated among funding categories.</b></p>	<p>After allocations to each HIV Service Delivery Area (HSDA) are determined, it is then up to the Project Sponsor to allocate between activities of TBRA, STRMU, Facility-Based Housing Subsidy Assistance, PHP, Supportive Services, Housing Information Services, Resource Identification, and administrative expenses (not to exceed 7% of their allocation) and submit those to their respective Administrative Agency (AA) and DSHS for approval. Project Sponsors base allocations on many factors, including but not limited to, number of households projected to continue into the next year, local unmet need, housing costs, prior number of households served, average expenditures per household, and changes in HIV population living in poverty, etc. During the program year, funds are reallocated within and between HSDAs throughout each planning region as needed.</p>
<p><b>Describe threshold factors and grant size limits.</b></p>	<p>As previously noted, HOPWA allocations generally mirror the Texas Ryan White HIV/AIDS Program funding allocation formula, which is based on the number of PLWH, number of PLWH accessing Ryan White services, the percent of PLWH eligible for Medicaid, HIV incidence, and other considerations. The allocations are then adjusted to account for local considerations, including unmet need, prior performance and expenditures, and any other relevant factors.</p>
<p><b>What are the outcome measures expected as a result of the method of distribution?</b></p>	<p>TBRA, STRMU, Facility-Based Housing Subsidy Assistance, and Supportive Service activities each have their own outcome measures. TBRA measures housing stability by assessing a household’s destination at the end of the service. STRMU measures housing stability by assessing a household’s housing status at the end of the service. Facility-Based Housing Subsidy Assistance measures housing stability by assessing a household’s destination at the end of the service. Supportive Services measures access to health care and supportive services outcomes at the end of the service.</p>

23	<b>State Program Name:</b>	Utility U Job Training Program
	<b>Funding Sources:</b>	CDBG
	<b>Describe the state program addressed by the Method of Distribution.</b>	Utility U provides funds to cities and counties, in coordination with water and wastewater utilities, to provide job training opportunities in the utility field. Both classroom and on-site training methods provided by a community based development organization (CBDO) or similar organization shall provide critical utility industry skills to current and newly hired employees to create or enhance job opportunity.
	<b>Describe all of the criteria that will be used to select applications and the relative importance of these criteria.</b>	The Utility U Program will be available to cities and counties only upon recommendation by two or more state or federal regulatory or funding agencies. These agencies are expected to evaluate the need for job training for a specific utility or group of utilities prior to making a recommendation to TDA. The utility must agree to employ the trainee for a minimum of two years following completion of the training.
	<b>If only summary criteria were described, how can potential applicants access application manuals or other state publications describing the application criteria? (CDBG only)</b>	Guidelines, applications and additional program documentation are available upon request.
	<b>Describe how resources will be allocated among funding categories.</b>	\$0 of allocation is made available for the Utility U Program on the first day of the program year. If an eligible project is recommended for funding, up to \$100,000 may be transferred from other fund categories as needed.
	<b>Describe threshold factors and grant size limits.</b>	Maximum \$100,000/Minimum \$30,000

	<b>What are the outcome measures expected as a result of the method of distribution?</b>	Activities Benefiting LMI Persons
24	<b>State Program Name:</b>	Water Crisis Assistance Fund
	<b>Funding Sources:</b>	CDBG
	<b>Describe the state program addressed by the Method of Distribution.</b>	The Water Crisis Assistance Fund is available to assist communities where the utility system has been placed under alternative management by state regulators. The WCA Fund provides financial assistance following a appointment of a Receiver and/or temporary Manager, and may be used to address system deficiencies needed to return the system to regular operations.
	<b>Describe all of the criteria that will be used to select applications and the relative importance of these criteria.</b>	The Water Crisis Assistance Fund is available as needed following state appointment of a utility district or other political subdivision to serve as a Receiver or Temporary Manager, pursuant to Texas Water Code §13.412. Projects must address critical system deficiencies, such as those identified in a Notice of Violation issued by the Texas Commission on Environmental Quality (TCEQ).  Once a utility receives a Water Crisis Assistance Fund project, that utility is no longer eligible to apply for future WCA funding.
	<b>If only summary criteria were described, how can potential applicants access application manuals or other state publications describing the application criteria? (CDBG only)</b>	Guidelines, applications and additional program documentation can be found on TDA's website at <a href="http://www.texasagriculture.gov">www.texasagriculture.gov</a> .
	<b>Describe how resources will be allocated among funding categories.</b>	Of the State CDBG allocation, \$0 is allocated initially. However, a maximum \$3 million may be transferred from other fund categories for either State Urgent Need Fund or Water Crisis Assistance Fund projects as needed.

<b>Describe threshold factors and grant size limits.</b>	Maximum \$350,000/Minimum \$50,000
<b>What are the outcome measures expected as a result of the method of distribution?</b>	Activities Benefitting LMI Persons

**Discussion:**

The distribution process for 4% HTC Program, 9% HTC Program, HHSP, State Housing Trust Fund Program, MCC Program, My First Texas Home Program, NSP PI Program, Section 8 HCV Program, Section 811 PRA Program, and TCAP RF can be found in the documents that govern these programs, all available at <http://www.tdhca.state.tx.us/>. The CDBG Colonia Set-Aside Methods of Distribution will be included in Action Plan Section 48, which is specifically about colonias.

Along with selecting appropriate entities to administer funding, the State must ensure that the funding is appropriately spent. For example, in addition to an output measure of the number of clients/households supported with HOPWA housing subsidies assistance, AAs routinely monitor Project Sponsors' for compliance and performance. DSHS monitors the AAs and annually compiles AAs' and Project Sponsors program progress reports and reviews cumulative data for number of households assisted compared to goals, expenditures, and stability outcomes of households served. More information on CPD Programs monitoring efforts are described in Strategic Plan Section 80, Monitoring.

Additional information for Allocation of CDBG program income and deobligated funds has been provided as an attachment.



## **AP-35 Projects – (Optional)**

### **Introduction:**

Per the IDIS Desk Guide, Project-level detail is not required for a state grantee's Annual Action Plan. Once a state grantee has allocated funding via its Method of Distribution, the state grantee will use the Projects sub-menu in IDIS Online to add its projects for the program year. However, in order for accomplishments to associate to the goals listed in the plan, projects must be entered in the Action Plan template. Given this, it will be necessary to amend the plan and resubmit it after the projects have been added. As such, Texas will enter projects as amendments to the 2020 OYAP as necessary.

### **Describe the reasons for allocation priorities and any obstacles to addressing underserved needs**

Because no projects have been entered to date in this section, this section is not applicable. Allocation priorities are discussed in Action Plan Section 25, which also includes meeting special needs. Actions to meeting underserved needs are found in Action Plan Section 85. CDBG-DR allocation priorities can be found in the CDBG-DR Action Plans at: <http://recovery.texas.gov/action-plans/index.html>

**AP-40 Section 108 Loan Guarantee – 91.320(k)(1)(ii)**

**Will the state help non-entitlement units of general local government to apply for Section 108 loan funds?**

No

**Available Grant Amounts**

Not applicable.

**Acceptance process of applications**

Not applicable.

## **AP-45 Community Revitalization Strategies – 91.320(k)(1)(ii)**

**Will the state allow units of general local government to carry out community revitalization strategies?**

Yes

### **State’s Process and Criteria for approving local government revitalization strategies**

TDA's CDBG program operates five programs that stimulate job creation/retention activities that primarily benefit LMI persons, prevent/eliminate slum and blight conditions, and support community planning efforts.

The Rural Economic Development programs provide funds to stimulate economic activity, including to create or retain permanent jobs in primarily rural communities and counties.

The Downtown Revitalization Program and Main Street Development Program are intended to stimulate economic growth through the funding of public infrastructure improvements to aid in the elimination of slum and blight conditions in the historic downtown areas of rural communities; the Main Street component is available to communities designated as an official Texas Main Street City by the Texas Historical Commission. The programs are only available to “non-entitlement” city governments. Non-entitlement cities do not receive direct funding from HUD and typically include cities with a population of less than 50,000. Awarded cities receive funds to make public infrastructure improvements in the designated historic, downtown business district. Projects must meet the national objective of aiding in the elimination of slum and/or blighted conditions identified by city resolution. The improvements must directly support the revitalization of the city's designated downtown area. Awarded cities may also request Small and Microenterprise Revolving Fund (SMRF) funding to provide loans to downtown businesses that commit to create or retain jobs.

The Planning and Capacity Building Fund is a competitive grant program for local public facility and housing planning activities. Localities apply for financial assistance to prepare a “comprehensive plan” or any of its components. Typical activities regard topics such as: Base Mapping, Land Use, Housing, Population, Economic Development and/or Tourism, Central Business District, Street Conditions, Thoroughfares, Parks and Recreation, Water Distribution and Supply, Wastewater Collection and Treatment, Drainage (streets & flood hazard areas), Gas or Electric Systems (if owned by the locality), Community Facilities, Capital Improvements Program, Zoning Ordinance, Subdivision Regulation. Section 105(a) of the Housing and Community Development Act of 1974, as amended, outlines all the generally eligible activities.

# AP-48 Method of Distribution for Colonias Set-aside – 91.320(d)&(k)

## Introduction:

### Distribution Methods

**Table 70 - Distribution Methods by State Program for Colonias Set-aside**

<b>1</b>	<b>State Program Name:</b>	Colonia Economically Distressed Areas Program
	<b>Funding Sources:</b>	CDBG CDBG Colonias Set-aside
	<b>Describe the state program addressed by the Method of Distribution.</b>	Colonia Economically Distressed Areas Program (CEDAP) Legislative Set-Aside fund provides funding to eligible cities and counties to assist colonia residents that cannot afford the cost of service lines, service connections, and plumbing improvements associated with being connected to a TWDB Economically Distressed Area Program or similar water or sewer system improvement project.
	<b>Describe all of the criteria that will be used to select applications and the relative importance of these criteria.</b>	<p>The TDA will evaluate the following factors prior to awarding CEDAP funds:</p> <ul style="list-style-type: none"> <li>• The proposed use of the CDBG funds including the eligibility of the proposed activities and the effective use of the funds to provide water or sewer connections/yard lines to water/sewer systems funded through Economically Distressed Area Program or similar program;</li> <li>• The ability of the applicant to utilize the grant funds in a timely manner;</li> <li>• The availability of funds to the applicant for project financing from other sources;</li> <li>• The applicant's past performance on previously awarded CDBG contracts;</li> <li>• Cost per beneficiary; and</li> <li>• Proximity of project site to entitlement cities or metropolitan statistical areas (MSAs).</li> </ul>

	<p><b>If only summary criteria were described, how can potential applicants access application manuals or other state publications describing the application criteria? (CDBG only)</b></p>	<p>Guidelines, applications and additional program documentation are available upon request once mainline construction has been confirmed.</p>
	<p><b>Describe how resources will be allocated among funding categories.</b></p>	<p>The Texas Legislature has set aside 3.4% of the State CDBG allocation for the CEDAP program.</p> <p>The allocation is distributed on an as-needed basis. In order to fully obligate the annual Colonia Funds to benefit colonia residents, funds not requested for the CEDAP activities may be transferred to other Colonia Fund programs.</p>
	<p><b>Describe threshold factors and grant size limits.</b></p>	<p>Maximum \$1,000,000/Minimum \$75,000</p>
	<p><b>What are the outcome measures expected as a result of the method of distribution?</b></p>	<p>Activities Benefitting LMI Persons</p>
<p><b>2</b></p>	<p><b>State Program Name:</b></p>	<p>Colonia Planning and Construction Funds</p>
	<p><b>Funding Sources:</b></p>	<p>CDBG CDBG Colonias Set-aside</p>

<p><b>Describe the state program addressed by the Method of Distribution.</b></p>	<p>The Colonia Fund: Planning (CFP) funds planning activities in two categories:</p> <ol style="list-style-type: none"> <li>1. Colonia Comprehensive Planning – countywide assessment of that includes an inventory of colonia areas and that prioritizes problems and target areas for future action; and</li> <li>2. Colonia Area Planning – planning for a specific target area, previously included in a Colonia Comprehensive Plan or similar assessment, which includes an assessment of actions needed for the area to no longer be considered a colonia.</li> </ol> <p>The goal of the Colonia Fund: Construction (CFC) program is to develop viable communities by providing decent housing, viable public infrastructure, and a suitable living environment, principally for persons residing within a community or area that meets the definition of a colonia. An eligible county applicant may submit an application for eligible construction activities, prioritizing access to public utilities and other basic human needs for colonia residents.</p>
---	--

<p><b>Describe all of the criteria that will be used to select applications and the relative importance of these criteria.</b></p>	<p>Colonia Fund: Construction. The selection criteria for the Colonia Fund: Construction will focus upon the following factors: community distress; percentage of people living in poverty; per capita income; percentage of housing units without complete plumbing; unemployment rate; benefit to LMI persons; project priorities; project design; matching funds; and past performance.</p> <p>Colonia Fund: Planning (Area). The selection criteria for the Colonia Fund: Planning will focus upon the following factors: community distress; percentage of people living in poverty; per capita income; percentage of housing units without complete plumbing; unemployment rate; project design; the severity of need within the colonia area(s) and how clearly the proposed planning effort will remove barriers to the provision of public facilities to the colonia area(s) and result in the development of an implementable strategy to resolve the identified needs; the planning activities proposed in the application; whether each proposed planning activity will be conducted on a colonia-wide basis; the extent to which any previous planning efforts for colonia area(s) have been accomplished; the CDBG cost per LMI beneficiary; the availability of funds to the applicant for project financing from other sources; the applicant's past performance on previously awarded CDBG contracts; benefit to LMI persons; and matching funds.</p> <p>Colonia Fund: Planning (Comprehensive). The selection criteria for the Colonia Fund: Planning will focus upon the following factors: community distress; percentage of people living in poverty; per capita income; percentage of housing units without complete plumbing; unemployment rate; project design; the severity of need for the comprehensive colonia planning effort and how effectively the proposed comprehensive planning effort will result in a useful assessment of colonia populations, locations, infrastructure conditions, housing conditions, and the development of short-term and long term strategies to resolve the identified needs; the extent to which any previous planning efforts for colonia area(s) have been accomplished; whether the applicant has provided any local matching funds for the planning or preliminary engineering activities; the applicant's past performance on previously awarded CDBG contracts; and award history (an applicant that has previously received a CDBG comprehensive planning award would receive lower priority for funding).</p>
--	---

<p><b>If only summary criteria were described, how can potential applicants access application manuals or other state publications describing the application criteria? (CDBG only)</b></p>	<p>Guidelines, applications and additional program documentation can be found on TDA's website at <a href="http://www.texasagriculture.gov">www.texasagriculture.gov</a>.</p>
<p><b>Describe how resources will be allocated among funding categories.</b></p>	<p>The State CDBG allocation 6.75% (approximately) is allocated to the Colonia Fund. Of the yearly CDBG allocation to the Colonia Construction and Planning Fund, 97.5% (approximately) of those funds are to award grants through the CFC and 2.5% (approximately) are to award grants through the CFP. Subsequent to awarding funds, any portion of the CFC allocation that is unable to be awarded (i.e., fund an application in the minimum amount of \$75,000, etc.) may be used to fund additional eligible CFP applications, and conversely, any portion of the CFP allocation that is unable to be awarded may be used to fund additional eligible CFC applications.</p>
<p><b>Describe threshold factors and grant size limits.</b></p>	<p>CFP Maximum \$100,000/Minimum \$0 CFC Maximum \$100,000/Minimum \$75,000</p>
<p><b>What are the outcome measures expected as a result of the method of distribution?</b></p>	<p>Activities Benefiting LMI Persons</p>
<p><b>Describe how resources will be allocated among funding categories.</b></p>	<p>The State CDBG allocation 6.75% (approximately) is allocated to the Colonia Fund. Of the yearly CDBG allocation to the Colonia Construction and Planning Fund, 97.5% (approximately) of those funds are to award grants through the CFC and 2.5% (approximately) are to award grants through the CFP. Subsequent to awarding funds, any portion of the CFC allocation that is unable to be awarded (i.e., fund an application in the minimum amount of \$75,000, etc.) may be used to fund additional eligible CFP applications, and conversely, any portion of the CFP allocation that is unable to be awarded may be used to fund additional eligible CFC applications.</p>



	<b>Describe threshold factors and grant size limits.</b>	CFP Maximum \$100,000/Minimum \$0 CFC Maximum \$100,000/Minimum \$75,000
	<b>What are the outcome measures expected as a result of the method of distribution?</b>	Activities Benefiting LMI Persons
3	<b>State Program Name:</b>	Colonia SHC Legislative Set-Aside (administered by TDHCA)
	<b>Funding Sources:</b>	CDBG
	<b>Describe the state program addressed by the Method of Distribution.</b>	Administered by TDHCA and funded through CDBG, the Colonia SHC Program serves colonias along the Texas-Mexico border. Colonia SHCs provide concentrated on-site technical assistance to low- and very low-income individuals and families in a variety of ways including housing, community development activities, infrastructure improvements, outreach and education. Key services include: housing rehabilitation; new construction; surveying and platting; construction skills training; tool library access for self-help construction; housing finance; credit and debt counseling; grant writing; infrastructure construction and access; contract-for-deed conversions; and capital access for mortgages.
	<b>Describe all of the criteria that will be used to select applications and the relative importance of these criteria.</b>	Approximately 31,880 residents live in the targeted colonias served by the Colonia SHC Program. The Colonia SHCs process applications from income eligible households on a first-come, first-served basis. Eligible households must reside in a targeted colonia, which has been preselected by each county and approved by C-RAC. Households must earn less than 80% of AMI.

<p><b>If only summary criteria were described, how can potential applicants access application manuals or other state publications describing the application criteria? (CDBG only)</b></p>	<p>Colonia SHCs are statutorily required to establish SHCs in Cameron/Willacy, El Paso, Hidalgo, Starr and Webb counties. Statute allows for additional Colonia SHCs to be established if any other county if TDHCA deems it necessary and appropriate and if the county is designated an economically distressed area under statute. In 2001, TDHCA established additional Colonia SHCs in Maverick and Val Verde counties. Each Colonia SHC must serve five targeted colonias within the county it serves. The Colonia SHCs and TDHCA's Border Field Offices both conduct outreach activities throughout the contract period to inform colonia residents of program benefits and eligibility criteria and to provide application assistance.</p>
<p><b>Describe how resources will be allocated among funding categories.</b></p>	<p>The Texas Legislature has set aside 2.5% of the State CDBG allocation for the Colonia SHC program.</p> <p>Resources are allocated after analysis and input from each community. Counties that are statutorily designated to participate in the Colonia SHC Program conduct a needs assessment before proposing which target colonias should receive concentrated attention and the scope of program activities and funding. Each Colonia SHC designs a proposal unique to the needs of a specific community. After the C-RAC, composed of residents from previously participating colonias, reviews and approves the proposals from the counties, the proposals are then reviewed and approved by the TDHCA Governing Board for implementation. Funds deobligated from prior Colonia SHC Program grant years and any program income recovered from Colonia SHC funds shall be used by TDHCA for the Colonia SHC Program.</p>
<p><b>Describe threshold factors and grant size limits.</b></p>	<p>Maximum \$1,000,000/Minimum \$500,000</p> <p>For the Colonia SHC, program rules limit the assistance to up to \$1,000,000 per Colonia SHC per contract period. If there are insufficient funds available to fully fund an application, the Administrator may accept the amount available and wait for remaining funds to be committed the next program year. Each program activity, such as new construction, rehabilitation, and tool library operation, for example, are limited to specific dollar amounts. TDHCA, at its discretion and in coordination with the county, may amend a contract to increase the budget amount based on Colonia SHC performance and other factors.</p>

	<b>What are the outcome measures expected as a result of the method of distribution?</b>	For the Colonia SHC Program, outcomes include: colonia residents assisted, housing units assisted or created, instances of technical assistance provided, and instances of information delivered. In general, these are Activities Benefiting LMI Persons.
4	<b>State Program Name:</b>	Colonias to Cities Initiative Program
	<b>Funding Sources:</b>	CDBG CDBG Colonias Set-aside
	<b>Describe the state program addressed by the Method of Distribution.</b>	The Colonia to Cities Initiative (CCIP) provides funding for basic infrastructure considered necessary for a colonia area to be annexed by an adjoining city. Priority is given to colonias that have received prior CDBG funding. The city's application must include documentation that annexation procedures have begun and a firm commitment from the city to annex the colonia upon completion of the project. Failure to annex the colonia may result in a requirement to repay the CDBG funding to TDA.
	<b>Describe all of the criteria that will be used to select applications and the relative importance of these criteria.</b>	<p>The TDA will evaluate the following factors prior to awarding CCIP funds:</p> <ul style="list-style-type: none"> <li>• the proposed use of the TxCDBG funds including the eligibility of the proposed activities;</li> <li>• the ability of the community to utilize the grant funds in a timely manner;</li> <li>• the availability of funds to the community for project financing from other sources;</li> <li>• The support of colonia residents for the proposed annexation;</li> <li>• the applicant's past performance on previously awarded TxCDBG contracts, if applicable;</li> <li>• cost per beneficiary; and</li> <li>• commitment by the city to annex the colonia area within one year of project completion.</li> </ul> <p>If applications exceed the available funding, the Department may use the scoring factors established for the Colonia Fund-Construction component.</p>

	<b>If only summary criteria were described, how can potential applicants access application manuals or other state publications describing the application criteria? (CDBG only)</b>	Guidelines, applications and additional program documentation are available upon request.
	<b>Describe how resources will be allocated among funding categories.</b>	If there are an insufficient number of projects ready for CEDAP or CFC funding, the available Colonia funds may be transferred to the Colonias to Cities Initiative.
	<b>Describe threshold factors and grant size limits.</b>	Minimum \$100,000/Maximum \$1,000,000
	<b>What are the outcome measures expected as a result of the method of distribution?</b>	Activities Benefiting Low and Moderate Income (LMI) Persons
5	<b>State Program Name:</b>	Community Development Fund
	<b>Funding Sources:</b>	CDBG

	<p><b>Describe the state program addressed by the Method of Distribution.</b></p>	<p>The Community Development (CD) Fund is available on a biennial basis through a competition in each of the State's 24 planning regions. The goal of the CD Fund is to develop viable communities by providing decent housing, viable public infrastructure, and a suitable living environment, principally for persons of low to moderate income.</p> <p>Applicants are encouraged to provide for infrastructure and housing activities that will improve opportunities for LMI persons. When considering and designing projects, applicants must continue to consider project activities that will affirmatively further fair housing, which includes project activities that provide basic infrastructure (such as water, sewer, and roads) that will benefit residential housing and other housing activities.</p>
--	---	---

<p><b>Describe all of the criteria that will be used to select applications and the relative importance of these criteria.</b></p>	<p>CD applicants are scored using a shared system with 90% of the scoring criteria established by Regional Review Committees (RRC) and 10% established by the state's scoring criteria. There is a Regional Review Committee in each of the 24 State planning regions. Each RRC will be comprised of 12 members appointed at the pleasure of the Texas Commissioner of Agriculture. A quorum of seven members is required for all public hearings. Each RRC is responsible for determining local project priorities and objective scoring criteria for its region for the CD Fund in accordance with the requirements in this Action Plan. Additionally, the RRC shall establish the numerical value of the points assigned to each scoring factor and determine the total combined points for all RRC scoring criteria. The Regional Review Committees are responsible for convening public hearings to discuss and select the objective scoring criteria that will be used to score and rank applications at the regional level. The public must be given an opportunity to comment on the priorities and the scoring criteria considered. The final selection of the scoring criteria is the responsibility of each RRC and must be consistent with the requirements in this Action Plan. The RRC may not adopt scoring factors that directly negate or offset the State's scoring factors. Each RRC shall develop a RRC Guidebook, in the format provided by TDA, to notify eligible applicants of the objective scoring criteria and other RRC procedures for the region. The Guidebook must be submitted to TDA and approved at least ninety days prior to the application deadline.</p> <p>The state scoring will be based on the following:</p> <ol style="list-style-type: none"> <li>1. Past Performance- 16 points.</li> <li>2. All project activities within the application would provide basic infrastructure or housing activities - 4 points. (Basic infrastructure - the basic physical shared facilities serving a community's population consisting of water, sewage, roads and flood drainage. Housing activities - as defined in 24 Code of Federal Regulations (CFR) Part 570.)</li> </ol>
--	--

	<b>If only summary criteria were described, how can potential applicants access application manuals or other state publications describing the application criteria? (CDBG only)</b>	Guidelines, applications and additional program documentation can be found on TDA's website at <a href="http://www.texasagriculture.gov">www.texasagriculture.gov</a> .
	<b>Describe how resources will be allocated among funding categories.</b>	65.9% (approximately) of the State CDBG allocation is allocated to this fund. In addition, deobligated funds may be allocated to the CD Fund according to the procedures described in the Additional Detail on Method of Distribution section following this table.
	<b>Describe threshold factors and grant size limits.</b>	Minimum \$75,000/Maximum \$800,000, regions may establish additional grant amount limits.
	<b>What are the outcome measures expected as a result of the method of distribution?</b>	Activities Benefiting LMI Persons
6	<b>State Program Name:</b>	Downtown Revitalization and Main Street Programs
	<b>Funding Sources:</b>	CDBG
	<b>Describe the state program addressed by the Method of Distribution.</b>	The Downtown Revitalization and Main Street Programs award grant funds for public infrastructure to foster and stimulate economic development in rural downtown areas. This program is considered one of the Rural Economic Development (RED) programs.

<p><b>Describe all of the criteria that will be used to select applications and the relative importance of these criteria.</b></p>	<p>The selection criteria for the Downtown Revitalization and Main Street Program will focus upon the following factors:</p> <ul style="list-style-type: none"> <li>a. Applicant Need criteria, including poverty rate, median income, unemployment rate, and community need.</li> <li>b. Project criteria, including leverage, economic development consideration, Americans with Disabilities Act (ADA) compliance, emphasis on benefit to LMI persons, consistency with Main Street program or other community strategic plan (if applicable), and other HUD or TDA programmatic priorities; and</li> <li>c. Past performance on previously awarded TxCDBG contracts, if applicable.</li> </ul> <p>The department may set aside funds within this Downtown Revitalization and Main Street Program specifically for Main Street communities.</p>
<p><b>If only summary criteria were described, how can potential applicants access application manuals or other state publications describing the application criteria? (CDBG only)</b></p>	<p>Guidelines, applications and additional program documentation can be found on TDA's website at <a href="http://www.texasagriculture.gov">www.texasagriculture.gov</a>.</p>
<p><b>Describe how resources will be allocated among funding categories.</b></p>	<p>10.3% of the State CDBG allocation is allocated to the Downtown Revitalization and Main Street Programs; in addition, deobligated funds, program income funds, and other RED program funds may be allocated for the these programs if such funds have not been utilized by other RED programs (if available).</p>
<p><b>Describe threshold factors and grant size limits.</b></p>	<p>Maximum \$350,000/Minimum \$50,000</p>
<p><b>What are the outcome measures expected as a result of the method of distribution?</b></p>	<p>Eliminate or prevent slum and blight conditions.</p>



<b>7</b>	<b>State Program Name:</b>	Fire, Ambulance, & Services Truck (FAST) Fund
	<b>Funding Sources:</b>	CDBG
	<b>Describe the state program addressed by the Method of Distribution.</b>	The Fire, Ambulance, & Services Truck (FAST) Fund provides funds for eligible vehicles to provide emergency response and special services to rural communities.
	<b>Describe all of the criteria that will be used to select applications and the relative importance of these criteria.</b>	Applications will be scored and ranked based on: <ul style="list-style-type: none"> <li>• Poverty Rate (Census data)</li> <li>• Past performance on TxCDBG grants (see CD Fund State scoring factors)</li> </ul>
	<b>If only summary criteria were described, how can potential applicants access application manuals or other state publications describing the application criteria? (CDBG only)</b>	Guidelines, applications and additional program documentation can be found on TDA's website at <a href="http://www.texasagriculture.gov">www.texasagriculture.gov</a> .
	<b>Describe how resources will be allocated among funding categories.</b>	All deobligated funds from fund year 2016 and earlier will be made available for the FAST Fund on the first day of the program year. This amount may be increased as additional funds are deobligated during the program year.
	<b>Describe threshold factors and grant size limits.</b>	Minimum \$100,000/Maximum \$500,000
	<b>What are the outcome measures expected as a result of the method of distribution?</b>	Activities Benefiting LMI Persons

<b>8</b>	<b>State Program Name:</b>	General HOME Funds for Single-Family Activities
	<b>Funding Sources:</b>	HOME
	<b>Describe the state program addressed by the Method of Distribution.</b>	TDHCA awards single-family activity funds as grants and loans through a network of local administrators for Homeowner Reconstruction (HRA), and Tenant Based Rental Assistance (TBRA) and HANC. Assistance length and term depends on the type of activity. Non set-aside funds are initially being made available on a regional basis in accordance with state statute (unless waived by the Governor in response to a state of federally declared disaster). Remaining funds are made available statewide on a first-come, first-served Reservation System, a contract-based system or some combination of these two methods. The method will be described in NOFAs and is informed by needs analysis, oversubscription for the activities, and public input.

<p><b>Describe all of the criteria that will be used to select applications and the relative importance of these criteria.</b></p>	<p>Applicants must comply with requirements stated in NOFAs, the Single-Family Programs Umbrella Rule, and State HOME Program Rules in effect at the time they receive their award.</p> <p>Review of Applications All programs will be operated through direct administration by TDHCA, reallocation of deobligated funding and program income, or through the release of a NOFA with an emphasis on geographic dispersion of funds, particularly in rural areas of the state, using a Regional Allocation Formula (RAF) which uses objective measures to determine rural housing needs such as poverty and substandard housing. For NOFAs, applicants must submit a complete application to be considered for funding or eligibility to access the Reservation System, along with a nominal application fee determined by TDHCA. Applications received by TDHCA will be reviewed for applicable threshold, eligibility and/or scoring criteria in accordance with the Department’s rules and application review procedures published in the NOFA and/or application materials. Information related to NOFAs, application requirements and fees, and application review procedures and materials is available at <a href="http://www.tdhca.state.tx.us/home-division/index.htm">http://www.tdhca.state.tx.us/home-division/index.htm</a>.</p> <p>Selection Process Qualifying applications for funding are recommended for funding to TDHCA’s Board based on the Department’s rules and any additional requirements established in the NOFA. Applications for participation in the Reservation System are not submitted to the TDHCA Board for approval, but are subject to all other review requirements. Should TDHCA reprogram unutilized HOME funds for development activities, applications submitted for development activities will also receive a review for financial feasibility, underwriting, and compliance under the HOME Final Rule as well as the Department’s existing previous participation review process.</p> <p>The state may select subrecipients or state recipients as described in program rules and NOFAs, or may conduct a portion of HOME activities directly in accordance with §92.201.</p> <p>When administrators have not successfully expended the HOME funds within their contract period, TDHCA de-obligates the funds and pools the dollars for redistribution according to TDHCA’s Reallocation of Financial Assistance rule at 10 TAC §1.19, and consistent with the reservation system and any open NOFAs. TDHCA may also reallocate these funds through a competitive NOFA process resulting in an award of funds.</p>
--	---

	<b>Describe how resources will be allocated among funding categories.</b>	TDHCA announces the annual allocation of HOME Single-Family funds through a NOFA and specifies that the funds will initially be made available using a Regional Allocation Formula (RAF) which divides funds among 26 sub-regions as required by state statute. The allocation method is developed based on a formula which considers need and funding availability. After a period of several months, regional allocations collapse. Following the release of the annual allocation through the RAF, TDHCA periodically adds HOME program income and deobligated funds to the funds available via the Reservation System and either allocates a specific amount of funds per activity based on funding priorities or may allow HOME administrator’s requests for funding through the system to determine how the funds are finally allocated among fund categories. TDHCA may specify the maximum amount of funds that will be released for each activity type and may allocate funds via a first come, first served Reservation System or alternate method based on public comment.
	<b>Describe threshold factors and grant size limits.</b>	Applicants must comply with requirements stated in the HOME NOFA and State HOME Program Rules in effect the year they receive their award. These sources provide threshold limits and grant size limits per activity type.
	<b>What are the outcome measures expected as a result of the method of distribution?</b>	Assistance to LMI households.
9	<b>State Program Name:</b>	HOME Multifamily Development
	<b>Funding Sources:</b>	HOME
	<b>Describe the state program addressed by the Method of Distribution.</b>	The Multifamily Direct Loan Program awards HOME loans to for-profit and nonprofit multifamily developers to construct and rehabilitate affordable rental housing. These loans typically carry a 0% to 5% interest rate and have terms ranging from 15 years to 40 years. The vast majority of the loans are made in conjunction with awards of 4% or 9% HTCs.

	<p><b>Describe all of the criteria that will be used to select applications and the relative importance of these criteria.</b></p>	<p>TDHCA's Texas Administrative Code Chapters 10, 11, and 13 set forth the minimum requirements that document a project owner's readiness to proceed with the development as evidenced by site control, notification of local officials, the availability of permanent financing, appropriate zoning for the site, and a market and environmental study. Additionally, the development must also meet financial feasibility and subsidy layering requirements. After a period of Regional Allocation, HOME funds are typically awarded on a first-come, first-served basis, as long as the criteria above are met. After a certain date, for HOME Multifamily Development applications layered with 9% HTCs, the highest scoring applications in the 9% cycle that also request HOME funds are prioritized according to 9% criteria.</p>
	<p><b>Describe how resources will be allocated among funding categories.</b></p>	<p>A maximum of 85% of HOME Multifamily Funds, are available for general activities and at least 15% for Community Housing Development Organizations (CHDOs). The HOME Multifamily Direct Loan Program may make funds available annually or through a special purpose NOFA under the General, Supportive Housing/Soft Repayment, and CHDO Set-Asides.</p>
	<p><b>Describe threshold factors and grant size limits.</b></p>	<p>TDHCA's Qualified Allocation Plan set forth a minimum set of requirements that document a project owner's readiness to proceed with the development as evidenced by site control, notification of local officials, the availability of permanent financing, experience of the developer, appropriate zoning for the site, and a market and environmental study. The development must also meet financial feasibility and subsidy layering requirements. Awards of HOME Multifamily Direct Loan Program funds range from approximately \$500,000 to \$4,000,000 per application in the form of a loan.</p>
	<p><b>What are the outcome measures expected as a result of the method of distribution?</b></p>	<p>Assistance to LMI households.</p>
<p><b>10</b></p>	<p><b>State Program Name:</b></p>	<p>Local Revolving Loan Funds</p>
	<p><b>Funding Sources:</b></p>	<p>CDBG</p>

	<b>Describe the state program addressed by the Method of Distribution.</b>	TxCDBG allows communities that received Texas Capital Fund awards to support job creation or retention, and that created a local revolving loan fund, prior to implementation of the interim rule published November 12, 2015, to retain the program income generated by the economic development activities and to reinvest the funds to support job creation/retention activities.
	<b>Describe all of the criteria that will be used to select applications and the relative importance of these criteria.</b>	Criteria are established by local subrecipients, with guidance from the TxCDBG Revolving Loan Fund Information Guide provided by TDA.
	<b>If only summary criteria were described, how can potential applicants access application manuals or other state publications describing the application criteria? (CDBG only)</b>	The TxCDBG Revolving Loan Fund Information Guide is provided directly to subrecipients that have established revolving loan funds.
	<b>Describe how resources will be allocated among funding categories.</b>	Program Income generated by a local RLF is retained by that community or returned to TDA for distribution according to the Action Plan. See "Grantee Unique Appendices" for table of local revolving loan funds.
	<b>Describe threshold factors and grant size limits.</b>	Parameters for minimum or maximum loan amounts may be established by the subrecipient.
	<b>What are the outcome measures expected as a result of the method of distribution?</b>	Activities Benefitting LMI Persons through Job Creation/Retention
<b>11</b>	<b>State Program Name:</b>	National Housing Trust Fund

	<b>Funding Sources:</b>	Housing Trust Fund
	<b>Describe the state program addressed by the Method of Distribution.</b>	<p>The NHTF Program awards loans to for-profit and nonprofit multifamily developers to construct/rehabilitate multifamily affordable housing. Because the NHTF is required to benefit ELI households at or below the greater of 30% of AMI or the poverty rate, the units will likely not be able to service a debt payment. The constraints on NHTF dictate that the funds typically be available as construction only loans, 0% interest permanent loans, deferred payment or deferred forgivable permanent loan, or as 0% interest cash flow loans, if required, to leverage with tax credits or other financing mechanisms.</p>

<p><b>Describe all of the criteria that will be used to select applications and the relative importance of these criteria.</b></p>	<p>TDHCA's Texas Administrative Code Chapters 10, 11, and 13 set forth a minimum set of requirements that document a project owner's readiness to proceed with the development. The Development must also meet financial feasibility requirements. After the NHTF allocation formula is applied, the funds are awarded on a first-come, first-served basis, as long as the criteria above are met.</p> <p>TDHCA will review and recommend NHTF (referred to under the umbrella term MFDL below) applications in accordance with 10 TAC Chapter 13, the Multifamily Direct Loan Rule, as follows:</p> <p>(1) Priority 1: Applications not layered with current year 9% Housing Tax Credits (HTC) that are received prior to the current year Market Analysis Delivery Date as described in 10 TAC §11.2 (relating to Program Calendar for Housing Tax Credits). Priority 1 Applications may be prioritized based on score within their respective Set-Aside for a certain time period, for certain populations, or for certain geographical areas, as further described in the NOFA.</p> <p>(2) Priority 2: Applications layered with current year 9% HTC will be prioritized based on their recommendation status and score for an HTC allocation under the provisions of the Qualified Allocation Plan (QAP). All Priority 2 applications will be deemed received on the Market Analysis Delivery Date identified in 10 TAC §11.2 (relating to Program Calendar for Housing Tax Credits). Priority 2 Applications will be recommended for approval of the MFDL award at the same meeting when the Board approves the 9% HTC allocations. 9% HTC allocations are not guaranteed the availability of MFDL funds, as further provided in 10 TAC §13.5(f).</p> <p>(3) Priority 3: Applications that are received after the Market Analysis Delivery Date, generally have a first come first served access to any remaining funds, until the final deadline identified in the annual NOFA.</p> <p>Applications that will create new ELI units without preexisting vouchers or other rental subsidy may be prioritized, and additional criteria may be imposed for applications not layered with tax credits.</p> <p>In annual year 2021, TDHCA will review and recommend 2020 NHTF applications in accordance with the Multifamily Direct Loan Rule for the annual NOFA as follows:</p> <p>Program year 2020 NHTF will initially be programmed through the annual NOFA. These funds will be allocated to regions based on a Regional Allocation Formula (RAF). The end date for the RAF will be identified in the NOFA, but in no instance shall it be less than 30 days from the date a link to the Board's approved NOFA or NOFA Amendment is published on the Department's website. Complete Applications received during the period of the RAF will be prioritized for review and recommendation to the Board, if funds are available in the region. If insufficient funds are available in the region, funds shall be allocated to the region in 10 TAC</p>
--	--



	<b>Describe how resources will be allocated among funding categories.</b>	NHTF will not be allocated among funding categories. The NHTF funds are provided under the Soft Repayment/Supportive Housing set-aside, to meet the requirement to serve ELI households.
	<b>Describe threshold factors and grant size limits.</b>	TDHCA's Texas Administrative Code Chapters 10, 11, and 13 set forth a minimum set of requirements that document a project owner's readiness to proceed with the development as evidenced by site control, notification of local officials, the availability of permanent financing, experience of the developer, appropriate zoning for the site, and a market and environmental study. Additionally, the development must have certain unit amenities and common amenities. Developments must also meet financial feasibility requirements. Award funds may range up to \$4,000,000 per application in the form of a loan for this program.
	<b>What are the outcome measures expected as a result of the method of distribution?</b>	Assistance to ELI households.
12	<b>State Program Name:</b>	Planning/Capacity Building Fund
	<b>Funding Sources:</b>	CDBG
	<b>Describe the state program addressed by the Method of Distribution.</b>	The Planning/Capacity Building (PCB) Fund is available to assist eligible cities and counties in conducting planning activities that assess local needs, develop strategies to address local needs, build or improve local capacity, or that include other needed planning elements (including telecommunications and broadband needs). Planning activities may include comprehensive planning, utility planning, and updated planning activities.
	<b>Describe all of the criteria that will be used to select applications and the relative importance of these criteria.</b>	The selection criteria for the PCB Fund will focus upon the following factors: a. Community Distress; b. Benefit to LMI Persons; c. Project Design; d. Program Priority; e. Base Match; f. Area-wide Proposals; and g. Planning Strategy and Products.

	<b>If only summary criteria were described, how can potential applicants access application manuals or other state publications describing the application criteria? (CDBG only)</b>	Guidelines, applications and additional program documentation can be found on TDA's website at <a href="http://www.texasagriculture.gov">www.texasagriculture.gov</a> .
	<b>Describe how resources will be allocated among funding categories.</b>	1.5% (approximately) of the State CDBG allocation is allocated to this fund. In addition, deobligated funds may be allocated to this fund according to the procedures described in the Additional Detail on Method of Distribution section following this table.
	<b>Describe threshold factors and grant size limits.</b>	Minimum \$0/Maximum \$75,000
	<b>What are the outcome measures expected as a result of the method of distribution?</b>	Activities Benefiting LMI Persons
13	<b>State Program Name:</b>	Rural Economic Development Project Program
	<b>Funding Sources:</b>	CDBG
	<b>Describe the state program addressed by the Method of Distribution.</b>	The Rural Economic Development (RED) Project Program provides financial assistance to implement eligible projects identified in previously adopted economic development plans. Eligible economic development projects include, but are not limited to, projects that create and retain businesses owned by community members, address slum and blighted conditions, and create LMI jobs. Projects must meet a national objective (see 24 CFR 570.483) and identify an eligible activity.

	<b>Describe all of the criteria that will be used to select applications and the relative importance of these criteria.</b>	The RED-Project program will be offered first-come-first-served to communities that have completed the RED-Strategy program. In addition, RED-Project grant applications will be received annually for communities with completed economic development plans that are comparable to RED-Strategy products but not prepared through the CDBG program.
	<b>If only summary criteria were described, how can potential applicants access application manuals or other state publications describing the application criteria? (CDBG only)</b>	Guidelines, applications and additional program documentation can be found on TDA's website at <a href="http://www.texasagriculture.gov">www.texasagriculture.gov</a> .
	<b>Describe how resources will be allocated among funding categories.</b>	Of the State CDBG allocation and State Revolving Fund's program income, \$3,750,000 is allocated or reserved for the RED-Project program.  In addition, deobligated funds and other RED program funds may be allocated for these programs if such funds have not been utilized by other RED programs (if available).
	<b>Describe threshold factors and grant size limits.</b>	Maximum \$750,000 / Minimum \$350,000
	<b>What are the outcome measures expected as a result of the method of distribution?</b>	Activities Benefiting LMI Persons  Activities to Eliminate Slum and Blighted Areas
14	<b>State Program Name:</b>	State Mandated Contract for Deed Conversion Set-Aside
	<b>Funding Sources:</b>	HOME

	<b>Describe the state program addressed by the Method of Distribution.</b>	Rider 6 of the TDHCA bill pattern within the General Appropriations Act for Fiscal Years 2020-2021 requires TDHCA to identify funding sources and estimated funding levels for contract for deed conversions and other activities for families that reside in a colonia and earn 60 percent or less of the applicable area median family income (AMFI) and the home converted must be their primary residence. Funds are set-aside for households at or below 60 percent AMFI and who reside in a colonia for a period of not less than 60 days before being made available statewide, excluding Participating Jurisdictions, to those at or below 80% AMFI.
	<b>Describe all of the criteria that will be used to select applications and the relative importance of these criteria.</b>	Administrators must meet HOME Program threshold requirements to access funding. Funding is made available to contract for deed administrators on a first-come, first-served basis, in addition to threshold requirements outlined in the State HOME Program Rule, through the Reservation System.
	<b>Describe how resources will be allocated among funding categories.</b>	TDHCA will set aside \$1,000,000 for Contract for Deed activities annually and will release the funds through the reservation system as a method of distribution.
	<b>Describe threshold factors and grant size limits.</b>	Applicants must meet the thresholds provided in the NOFA and State HOME Program Rules in effect the year in which they receive their award. Administrators are not awarded a grant following a successful application. Rather funds are awarded on a household by household basis.
	<b>What are the outcome measures expected as a result of the method of distribution?</b>	Assistance to households with incomes at or below 60% AMFI.
15	<b>State Program Name:</b>	State Revolving Fund
	<b>Funding Sources:</b>	CDBG

<p><b>Describe the state program addressed by the Method of Distribution.</b></p>	<p>TxCDBG retains the program income generated by economic development activities and reinvests the funds to continue supporting economic development activities.</p> <p>In accordance with 24 CFR 570.479(e)(ii), the State has determined that program income generated by TCF during PY 2017 must be returned to the State for redistribution to new economic development activities. TCF awards are made for a specific project, based on the minimum necessary work to support the creation or retention of specific jobs, which must be completed prior to close out of the TCF contract. Therefore the community is unlikely to continue funding the same activity in the near future as described in the regulation.</p>
<p><b>Describe all of the criteria that will be used to select applications and the relative importance of these criteria.</b></p>	<p>Application Guides for the Texas Capital Fund Real Estate and Infrastructure Development Programs, Main Street / Downtown Revitalization Programs and the Small and Micro Enterprise Revolving Fund can be found on the TDA website.</p>
<p><b>If only summary criteria were described, how can potential applicants access application manuals or other state publications describing the application criteria? (CDBG only)</b></p>	<p>Application Guides for the Texas Capital Fund Real Estate and Infrastructure Development Programs, Main Street / Downtown Revitalization Programs and the Small and Micro Enterprise Revolving Fund can be found on the TDA website.</p>
<p><b>Describe how resources will be allocated among funding categories.</b></p>	<p>Program Income generated by the State Revolving Fund will be allocated to the Texas Capital Fund.</p>
<p><b>Describe threshold factors and grant size limits.</b></p>	<p>The amount of program income generated will determine the amount of funds available.</p>

	<b>What are the outcome measures expected as a result of the method of distribution?</b>	Activities Benefitting LMI Persons and the elimination of slum and blight conditions.
16	<b>State Program Name:</b>	State Urgent Need Fund
	<b>Funding Sources:</b>	CDBG
	<b>Describe the state program addressed by the Method of Distribution.</b>	The State Urgent Need Fund is available following natural disasters and events that are not eligible for federal disaster assistance. The SUN program provides financial assistance to address disaster-related damage to public infrastructure and utilities, including repair, replacement, and mitigation measures.
	<b>Describe all of the criteria that will be used to select applications and the relative importance of these criteria.</b>	<p>The State Urgent Need Fund is available as needed following events that receive a proclamation or other formal request for state agency assistance from the Governor (or designee), for which the Governor has not requested federal assistance.</p> <ul style="list-style-type: none"> <li>• Priority will be given to projects that address safe drinking water, clearance of debris creating unsafe conditions, and other priorities as announced by the Commissioner of Agriculture.</li> <li>• The situation addressed by the applicant must be both unanticipated and beyond the control of the local government.</li> <li>• The problem being addressed must be of recent origin. For SER assistance, this means that the application for assistance must be submitted no later than twelve months from the date of the state disaster declaration.</li> <li>• The applicant must demonstrate that adequate local funds are not available. For SUN assistance, this generally means the applicant has less than six months of unencumbered general operations funds available in its balance as evidenced by the last available audit required by state statute, and funds from other state or federal sources are not available to completely address the problem.</li> </ul> <p>TDA may consider whether funds under an existing CDBG contract are available to be reallocated to address the situation.</p>

	<b>If only summary criteria were described, how can potential applicants access application manuals or other state publications describing the application criteria? (CDBG only)</b>	Guidelines, applications and additional program documentation can be found on TDA's website at <a href="http://www.texasagriculture.gov">www.texasagriculture.gov</a> .
	<b>Describe how resources will be allocated among funding categories.</b>	Of the State CDBG allocation, \$0 is allocated initially. However, a maximum \$3 million may be transferred from other fund categories for either State Urgent Need Fund or Water Crisis Assistance Fund projects as needed.
	<b>Describe threshold factors and grant size limits.</b>	Maximum: \$350,000 for projects benefitting a single jurisdiction / \$1 million for projects benefitting multiple communities. Minimum: \$50,000
	<b>What are the outcome measures expected as a result of the method of distribution?</b>	Activities Benefitting LMI Persons Activities Addressing an Urgent Need
17	<b>State Program Name:</b>	Texas ESG Program
	<b>Funding Sources:</b>	ESG

<p><b>Describe the state program addressed by the Method of Distribution.</b></p>	<p>The ESG Program is currently a competitive grant that awards funds to private nonprofit organizations, cities, and counties in the State of Texas to provide the services necessary to help persons who are experiencing or at-risk of homelessness quickly regain stability in permanent housing. To prioritize geographic dispersion of funds, funding is allocated to each CoC based on an allocation formula that includes population and other data as described in the State ESG rules. At the discretion of the CoC and upon approval by TDHCA, applicants for ESG apply either directly to TDHCA for an award of funding or may apply to the CoC in a local competition for funds. Award authority for all ESG funds remains with TDHCA’s Board, and TDHCA contracts directly with all subrecipients regardless of method of application.</p> <p>TDHCA may elect to conduct application cycles for either one or two years of funding. When applications are accepted for funding years for which the funding amount is not yet determined, TDHCA retains the right to make adjustments to awards in relation to the amount of funding received</p> <p>Any funds returned to the Department from prior to 2020 ESG funds, will be redistributed in accordance with the 10 TAC §7.41, or as otherwise approved by the TDHCA Board.</p>
<p><b>Describe all of the criteria that will be used to select applications and the relative importance of these criteria.</b></p>	<p>In the competitive process with TDHCA, applications are selected based on requirements stated in the ESG NOFA and State ESG Program Rules in effect the year they receive their award. These sources provide threshold requirements, which must be met prior to an application being considered for an award, and selection criteria, which are utilized to rank applications and determine the order in which applications may be funded.</p> <p>Threshold requirements include current status of required single audits and submission of an audit certification form; information necessary to conduct a previous participation review, and documentation sufficient to determine that the subrecipient has adequate capacity to administer the ESG funds.</p> <p>Selection criteria include items related to program design, including the type and quality of services offered and performance outcomes.</p>



<p><b>Describe the process for awarding funds to state recipients and how the state will make its allocation available to units of general local government, and non-profit organizations, including community and faith-based organizations. (ESG only)</b></p>	<p>For the competitive process, TDHCA will release a NOFA prior to receipt of ESG funding. The NOFA may include the option for the subrecipient to apply for both an award of 2020 ESG funds and anticipated 2021 funds. A two-year award cycle allows Subrecipients to offer up to 24 months of assistance for medium-term rental assistance (previously Subrecipients were limited to the number of months within their contracts, which is 12 months or fewer), and to spend more time on program activities than applying for funds. TDHCA encourages collaboration among homeless service providers by including selection criteria related to collaboration with the CoC.</p> <p>Eligible applicant organizations are Units of General Purpose Local Government, including cities, counties and metropolitan cities; urban counties that receive ESG funds directly from HUD; and a consolidation of units of general purpose local governments, like a Council of Governments. Other instrumentalities of a city or county, like a Local Mental Health Authority, may be eligible and should seek guidance from TDHCA to determine if they may apply. Governmental organizations such as Public Housing Authorities (PHAs) and housing finance agencies are not eligible and cannot apply directly for ESG funds.</p> <p>Eligible applicants also include private nonprofit organizations that are secular or religious organizations described in section 501(c) of the Internal Revenue Code of 1986, are exempt from taxation under subtitle A of the Code, have an acceptable accounting system and a voluntary board, and practice non-discrimination in the provision of assistance. Faith-based organizations receiving ESG funds, like all organizations receiving HUD funds, must serve all eligible beneficiaries without regard to religion.</p>
<p><b>Describe how resources will be allocated among funding categories.</b></p>	<p>ESG funds may be used for four service components: street outreach, emergency shelter, homelessness prevention, rapid re-housing assistance. Funds may also be utilized for HMIS/HMIS comparable database and administration in proportion to funding utilized for service components. In order for TDHCA to meet the requirement of no more than 60% of funds expended in street outreach and emergency shelter per 24 CFR §576.100(b), TDHCA reserves the right to remove applications proposing street outreach and emergency shelter from competition when 60% of ESG funds have been awarded to higher ranking applications proposing these activities. A CoC lead agency that elects to run a local competition must ensure that the combined amount recommended for ESG awards in the CoC will not exceed 60% in street outreach and emergency shelter.</p>

	<p><b>Describe threshold factors and grant size limits.</b></p>	<p>While applications for TDHCA ESG funds may request funds for multiple service component, each service type proposed in an application will be individually considered for an award of funds. Applicants may be awarded an amount not to exceed an amount set forth in the program rules or NOFA for street outreach activities, rapid re-housing, homeless prevention, and emergency shelter activities. Funds for HMIS are limited to 10% of the total award amount, and funds for administration are limited to 3% of the total award amount.</p> <p>Threshold requirements include current status of required single audits and submission of an audit certification form; information necessary to conduct a previous participation review, and documentation sufficient to determine that the subrecipient has adequate capacity to administer the ESG funds.</p>
	<p><b>What are the outcome measures expected as a result of the method of distribution?</b></p>	<p>The expected outcome is that funds will be awarded to organizations that have the administrative and performance capacity to provide the services needed in their communities, with a broad distribution of funding to reach as many areas of the state with quality services as possible. The expected outcome of TDHCA's plan to allow local competitions is that the same will be accomplished, but with CoC-wide planning rather than with only State planning.</p>
<p><b>18</b></p>	<p><b>State Program Name:</b></p>	<p>Texas HOPWA Program</p>
	<p><b>Funding Sources:</b></p>	<p>HOPWA</p>
	<p><b>Describe the state program addressed by the Method of Distribution.</b></p>	<p>DSHS administers the program, which is funded by annual formula grants from HUD. DSHS contracts with AAs in seven Ryan White Part B HIV Planning Areas encompassing 26 HIV Service Delivery Areas (HSDAs). AAs subcontract with Project Sponsors in each HSDA for statewide service delivery. The DSHS HOPWA Program serves all counties in Texas. DSHS selects AAs through a combination of competitive Requests for Proposals (RFP) and intergovernmental agency contracts. AAs act as an administrative arm for DSHS, with DSHS oversight, by administering the HOPWA program locally for a five-year project period.</p>
	<p><b>Describe all of the criteria that will be used to select applications and the relative importance of these criteria.</b></p>	<p>Information on grant applications, available funding opportunities, application criteria, etc. can be found on the DSHS website: <a href="http://www.dshs.texas.gov/fic/default.shtm">http://www.dshs.texas.gov/fic/default.shtm</a>. Contracting and procurement services for DSHS HOPWA is overseen by Texas Health and Human Services Procurement and Contracting Services (PCS) Division. This division handles the solicitation, contract development, contract execution, and is the office of record for DSHS' contracting needs.</p>

<p><b>Identify the method of selecting project sponsors (including providing full access to grassroots faith-based and other community-based organizations). (HOPWA only)</b></p>	<p>The AAs select HOPWA Project Sponsors to cover all 26 HSDAs through local competitive processes. Community-based organizations, minority organizations, minority providers, grassroots and faith-based organizations are encouraged to apply. Historically, many of the agencies that have provided HOPWA services are grassroots, community-based, and minority organizations.</p>
<p><b>Describe how resources will be allocated among funding categories.</b></p>	<p>After allocations to each HIV Service Delivery Area (HSDA) are determined, it is then up to the Project Sponsor to allocate between activities of TBRA, STRMU, Facility-Based Housing Subsidy Assistance, PHP, Supportive Services, Housing Information Services, Resource Identification, and administrative expenses (not to exceed 7% of their allocation) and submit those to their respective Administrative Agency (AA) and DSHS for approval. Project Sponsors base allocations on many factors, including but not limited to, number of households projected to continue into the next year, local unmet need, housing costs, prior number of households served, average expenditures per household, and changes in HIV population living in poverty, etc. During the program year, funds are reallocated within and between HSDAs throughout each planning region as needed.</p>
<p><b>Describe threshold factors and grant size limits.</b></p>	<p>As previously noted, HOPWA allocations generally mirror the Texas Ryan White HIV/AIDS Program funding allocation formula, which is based on the number of PLWH, number of PLWH accessing Ryan White services, the percent of PLWH eligible for Medicaid, HIV incidence, and other considerations. The allocations are then adjusted to account for local considerations, including unmet need, prior performance and expenditures, and any other relevant factors.</p>
<p><b>What are the outcome measures expected as a result of the method of distribution?</b></p>	<p>TBRA, STRMU, Facility-Based Housing Subsidy Assistance, and Supportive Service activities each have their own outcome measures. TBRA measures housing stability by assessing a household’s destination at the end of the service. STRMU measures housing stability by assessing a household’s housing status at the end of the service. Facility-Based Housing Subsidy Assistance measures housing stability by assessing a household’s destination at the end of the service. Supportive Services measures access to health care and supportive services outcomes at the end of the service.</p>

19	<b>State Program Name:</b>	Utility U Job Training Program
	<b>Funding Sources:</b>	CDBG
	<b>Describe the state program addressed by the Method of Distribution.</b>	Utility U provides funds to cities and counties, in coordination with water and wastewater utilities, to provide job training opportunities in the utility field. Both classroom and on-site training methods provided by a community based development organization (CBDO) or similar organization shall provide critical utility industry skills to current and newly hired employees to create or enhance job opportunity.
	<b>Describe all of the criteria that will be used to select applications and the relative importance of these criteria.</b>	The Utility U Program will be available to cities and counties only upon recommendation by two or more state or federal regulatory or funding agencies. These agencies are expected to evaluate the need for job training for a specific utility or group of utilities prior to making a recommendation to TDA. The utility must agree to employ the trainee for a minimum of two years following completion of the training.
	<b>If only summary criteria were described, how can potential applicants access application manuals or other state publications describing the application criteria? (CDBG only)</b>	Guidelines, applications and additional program documentation are available upon request.
	<b>Describe how resources will be allocated among funding categories.</b>	\$0 of allocation is made available for the Utility U Program on the first day of the program year. If an eligible project is recommended for funding, up to \$100,000 may be transferred from other fund categories as needed.
	<b>Describe threshold factors and grant size limits.</b>	Maximum \$100,000/Minimum \$30,000

	<b>What are the outcome measures expected as a result of the method of distribution?</b>	Activities Benefiting LMI Persons
20	<b>State Program Name:</b>	Water Crisis Assistance Fund
	<b>Funding Sources:</b>	CDBG
	<b>Describe the state program addressed by the Method of Distribution.</b>	The Water Crisis Assistance Fund is available to assist communities where the utility system has been placed under alternative management by state regulators. The WCA Fund provides financial assistance following a appointment of a Receiver and/or temporary Manager, and may be used to address system deficiencies needed to return the system to regular operations.
	<b>Describe all of the criteria that will be used to select applications and the relative importance of these criteria.</b>	The Water Crisis Assistance Fund is available as needed following state appointment of a utility district or other political subdivision to serve as a Receiver or Temporary Manager, pursuant to Texas Water Code §13.412. Projects must address critical system deficiencies, such as those identified in a Notice of Violation issued by the Texas Commission on Environmental Quality (TCEQ).  Once a utility receives a Water Crisis Assistance Fund project, that utility is no longer eligible to apply for future WCA funding.
	<b>If only summary criteria were described, how can potential applicants access application manuals or other state publications describing the application criteria? (CDBG only)</b>	Guidelines, applications and additional program documentation can be found on TDA's website at <a href="http://www.texasagriculture.gov">www.texasagriculture.gov</a> .
	<b>Describe how resources will be allocated among funding categories.</b>	Of the State CDBG allocation, \$0 is allocated initially. However, a maximum \$3 million may be transferred from other fund categories for either State Urgent Need Fund or Water Crisis Assistance Fund projects as needed.

	<b>Describe threshold factors and grant size limits.</b>	Maximum \$350,000/Minimum \$50,000
	<b>What are the outcome measures expected as a result of the method of distribution?</b>	Activities Benefitting LMI Persons

**Discussion:**

Texas has the largest number of colonias and the largest colonia population of all the Border States. The method of distribution for funds set aside to serve colonias relies on subgrantees along the Texas-Mexico border as well as interagency cooperation between TDHCA, TDA, TWDB, the Office of the Attorney General, and others. The majority of the funding that assists colonias is through infrastructure development, but funds are also available to address housing, community planning, economic revitalization and disaster relief. TDHCA's role in administering colonia funding is limited to the Colonia SHCs (2.5% set-aside of all Texas' CDBG funds) and HOME colonia set-aside. TDHCA has strategically placed Border Field Offices along the Texas-Mexico Border that supports Colonia SHC staff and counties with problem solving and training. The Border Field Offices exist to provide local technical assistance directly to both colonia residents and the organizations that serve colonia residents.

The majority of the funding that assists colonias is through the CDBG Program. However, HOME has a scoring prioritization for colonias. In addition, ESG and HOPWA may also provide funding in that area, as described in Action Plan Section 30.

## **AP-50 Geographic Distribution – 91.320(f)**

### **Description of the geographic areas of the state (including areas of low-income and minority concentration) where assistance will be directed**

#### HOME/NHTF Addresses Geographic Areas for Assistance

TDHCA does not provide priorities for allocation of investment geographically to areas of minority concentration; however, the geographic distribution of HOME/NHTF funds to minority populations is analyzed annually. TDHCA is statutorily required by the Texas Government Code to provide a comprehensive statement of its activities through the State of Texas Low Income Housing Plan and Annual Report. Part of this document describes the ethnic and racial composition of families and individuals receiving assistance from each housing program.

HOME/NHTF funds used for multifamily development are typically paired with tax-exempt bond and/or HTC. TDHCA rules that govern the HTC Program include incentives for developments utilizing the competitive 9% HTC in high opportunity areas, which are defined as high-income and low-poverty areas, with multiple community amenities in close proximity to the development. It also provides competitive incentive to develop in colonias or economically distressed areas. Developments using tax-exempt bond financing and 4% HTCs are more frequently located in qualified census tracts due to federal guidelines that cause these to be more financially viable.

#### ESG Addresses Geographic Areas for Assistance

Assistance provided by ESG funds will be directed statewide, according to the 11 HUD-designated CoC regions. TDHCA does not provide priorities for allocating investment geographically to areas of minority concentration as described in 24 CFR §91.320(f).

#### HOPWA Addresses Geographic Areas for Assistance

Texas HOPWA funding allocations are geographically distributed across the state to seven Ryan White Part B HIV Planning Areas encompassing 26 HIV Service Delivery Areas (HSDAs). The DSHS HOPWA Program serves all of the counties in Texas, prioritizing the counties that are located outside of the six HOPWA-funded Metropolitan Statistical Areas (MSAs) (Austin, Dallas, El Paso, Fort Worth, Houston, and San Antonio). As a result, the DSHS HOPWA Program targets non-urban, less-populated areas of the state. HOPWA allocations generally mirror the Texas Ryan White HIV/AIDS Program funding allocation formula, which is based on the number of PLWH, number of PLWH accessing Ryan White services, the percent of PLWH eligible for Medicaid, HIV incidence, and other considerations. The allocations are then adjusted to account for local considerations, including unmet need, prior performance and expenditures, and any other relevant factors. HOPWA serves households that are at or below 80% of AMI. HIV disproportionately affects racial/ethnic minorities and males. CDBG Addresses Geographic Areas for Assistance



TDA does not provide priorities for allocation of funds geographically to areas of minority concentration as described in Section 91.320(f). CDBG funds are allocated across the state in three ways.

1. The CD Fund assigns a percentage of the annual allocation to each of the 24 Regional COGs, ensuring that each region of the state receives a portion of the funds.

2. The Colonia Fund directs funding to communities within 150 miles of the Texas-Mexico border. All remaining funds are distributed through state-wide competitions without geographic priorities.

3. Colonia SHCs are established along the Texas-Mexico border in Cameron/Willacy, Hidalgo, Starr, Webb, Maverick, Val Verde, and El Paso counties. The Colonia SHC Program serves approximately 35 colonias in seven border counties, which are comprised of primarily Hispanic households and have concentrations of very low-income households.

NHTF Geographic Priorities description is added to Discussion section text below.

### **Geographic Distribution**

<b>Target Area</b>	<b>Percentage of Funds</b>
State of Texas	100

**Table 71 - Geographic Distribution**

### **Rationale for the priorities for allocating investments geographically**

#### **HOME Addresses Geographic Investments**

HOME funds are allocated geographically using a regional allocation formula (RAF), as described in Strategic Plan Section 10. This process directs funds to areas of the State that demonstrate high need. Unless waived by the Governor in the event of a disaster, at least 95% of TDHCA-administered HOME funds are used in areas that are not Participating Jurisdictions (PJs) per statute. This results in more HOME funds in smaller communities than in larger Metropolitan Statistical Areas (MSAs) that receive HOME funds directly from HUD. The current RAF is online at <http://www.tdhca.state.tx.us/housing-center/pubs-plans.htm>.

#### **ESG Addresses Geographic Investments**

ESG allocates ESG funds to each CoC region based on an allocation formula. This formula includes factors such as homeless population, people living in poverty, cost burden of renters, point in time counts and ESG funds available from federal and state sources.

#### **HOPWA Addresses Geographic Investments**

Texas HOPWA funding allocations are geographically distributed across the state to seven Ryan White Part B HIV Planning Areas encompassing 26 HIV Service Delivery Areas (HSDAs). The DSHS HOPWA Program serves all of the counties in Texas, prioritizing the counties that are located outside of the six

HOPWA-funded Metropolitan Statistical Areas (MSAs) (Austin, Dallas, El Paso, Fort Worth, Houston, and San Antonio). As a result, the DSHS HOPWA Program targets non-urban, less-populated areas of the state. HOPWA allocations generally mirror the Texas Ryan White HIV/AIDS Program funding allocation formula, which is based on the number of PLWH, number of PLWH accessing Ryan White services, the percent of PLWH eligible for Medicaid, HIV incidence, and other considerations. The allocations are then adjusted to account for local considerations, including unmet need, prior performance and expenditures, and any other relevant factors. CDBG Addresses Geographic Investments

Texas CDBG Funds for projects under the CD Fund are allocated by formula to 24 regions based on the methodology that HUD uses to allocate CDBG funds to the non-entitlement state programs (21.71% of annual allocation), along with a state formula based on poverty and unemployment (40% of annual allocation). 12.5% of the annual allocation is allocated to projects under the Colonia Fund categories, which must be expended within 150 miles of the Texas-Mexico border.

For the Colonia SHCs, state legislative mandate designates five centers along the Texas-Mexico border in Cameron/Willacy, Hidalgo, Starr, Webb, and El Paso counties to address the long history of poverty and lack of institutional resources. In 2001, TDHCA added two additional Colonia SHCs in Maverick and Val Verde counties. These seven counties collectively have approximately 31,880 colonia residents who may qualify to access center services.

NHTF Geographic Investments description is added to Discussion section text below.

## **Discussion**

Many of the Target Areas available in the Integrated Disbursement and Information System (IDIS), HUD's electronic system in which this Plan has been entered, were too detailed for use at the macro-level; therefore, the State entered the "State of Texas" as a Target Area in Strategic Plan Section 10. Within Texas, each program relies on a formula to distribute funds geographically.

### **NHTF Geographic Priorities**

The Texas NHTF will distribute NHTF funds through a competitive NOFA process. The funds will initially be available geographically, based on the proportion of Extremely Low Income Renter households to the total population of Renter Households in each of thirteen State Service Regions. A minimum will be calculated for each region as a ratio of the available allocation divided by thirteen, and available competitively within each region prior to collapse into a statewide competition.

### **NHTF Addresses Geographic Investments**

NHTF funds are allocated geographically using a Regional Allocation Formula, as described in Strategic Plan Section 10. Acknowledging that all regions of the State have a need to create housing for ELI households, the formula provides opportunity for access to NHTF. This process directs funds to areas of the State that demonstrate high need.

## Affordable Housing

### AP-55 Affordable Housing – 24 CFR 91.320(g)

#### Introduction:

Affordable Housing goals for PY 2020 are indicated in the table below for the number of homeless, non-homeless, and special needs households, and for the number of affordable housing units that will be provided by program type, including rental assistance, production of new units, reconstruction of existing units, utility connections for existing units, or acquisition of existing units. Note that goals entered for ESG are only for Rapid Re-housing. The HOME goals include multifamily and single-family activities.

<b>One Year Goals for the Number of Households to be Supported</b>	
Homeless	1,112
Non-Homeless	673
Special-Needs	675
Total	2,460

**Table 72 - One Year Goals for Affordable Housing by Support Requirement**

<b>One Year Goals for the Number of Households Supported Through</b>	
Rental Assistance	1,458
The Production of New Units	301
Rehab of Existing Units	56
Acquisition of Existing Units	15
Total	1,830

**Table 73 - One Year Goals for Affordable Housing by Support Type**

**Discussion:**

The one-year goals for TDHCA's HOME Program include acquisition and new construction of homebuyer housing, TBRA, homeowner reconstruction assistance, and rehabilitation and construction of single family and multifamily units.

The one-year goals for TDHCA's NHTF program include construction of new/rehabilitated multifamily units.

TDHCA's ESG Program provides Rapid Re-housing assistance to help homeless individuals and households quickly regain stability in housing. Homelessness Prevention and Emergency Shelter outcome indicators are counted as persons, not households, so is not added into the chart above. ESG also provides street outreach, but as this does not directly equate to affordable housing, it is not counted above.

DSHS' HOPWA Program provides TBRA, STRMU, Facility-Based Housing Subsidy Assistance, PHP, Supportive Services, and Housing Information Services to assist low-income HIV-positive clients and their households to establish or maintain affordable, stable housing, reduce the risk of homelessness, and improve access to health care and other services. DSHS estimates that the Texas HOPWA program will assist 1,102 unduplicated households with housing subsidy assistance this year.

Currently, Texas CDBG funds primarily support affordable housing through water and sewer infrastructure for housing. The CDBG funding provides a cost savings for housing when used to install water and sewer yard lines and pay impact and connection fees for qualifying residents. Housing rehabilitation projects are prioritized in several fund categories. CDBG funds also help communities study affordable housing conditions, providing data on affordable housing stock and planning tools for expanding affordable housing. CDBG provides approximately 250 utility connections per year, which are not reflected in the chart above, but could prove essential to obtaining or maintaining housing.

Colonia residents are considered "Special Needs" households who are supported through the production, rehab or acquisition of units. The Colonia SHCs continue to address affordable housing needs in border counties by assisting qualifying colonia residents to improve or maintain a safe home in suitable areas, with the contribution of the residents' sweat-equity, which is required in all housing activities at the SHC. In addition, the Colonia SHCs provide other development opportunities that support the creation of affordable housing for beneficiaries, such as tool lending and training in home construction and repair, financial literacy, and homeownership skills.

## **AP-60 Public Housing - 24 CFR 91.320(j)**

### **Introduction:**

TDHCA believes that the future success of PHAs will center on ingenuity in program design, emphasis on resident participation towards economic self-sufficiency, and partnerships with other organizations to address the needs of this population. While TDHCA does not have any direct or indirect jurisdiction over the management or operations of PHAs, it is important to maintain a relationship with these service providers.

### **Actions planned during the next year to address the needs to public housing**

TDHCA, acting as a small PHA itself, works with other PHAs around the State to port vouchers when necessary. This is especially true for Project Access (PA), a TDHCA program that uses Section 8 HCV vouchers to serve people with disabilities living in certain institutions by transitioning them into residences in the community, described fully in Action Plan Section 65. For the PA Program, an applicant is issued a voucher from TDHCA. TDHCA works with the Receiving Public Housing Authority (RPHA) to transfer the documents and the voucher. The voucher holder is briefed and given an introduction on the RPHAs program rules. The RPHA can decide to absorb the voucher or bill the Initial PHA (IPHA). If the RPHA absorbs the voucher, the RPHA will send notice to the IPHA for documentation. This allows TDHCA to use another HCV for another applicant on the PA waiting list. If the RPHA bills the IPHA, the RPHA is required to submit a billing notice within an allotted time to the IPHA so payment can be received. In this way, TDHCA and local PHAs work closely together.

#### HOME/NHTF Addresses PHA Needs

TDHCA provides NOFAs under the HOME Program to interested parties around the State, including PHAs. Furthermore, staff of PHAs, especially those receiving HOME funds and those with Section 8 Homeownership programs, are targeted by TDHCA's Texas Statewide Homebuyer Education Program for training to provide homebuyer education opportunities and self-sufficiency tools for PHA residents. PHAs may also administer HOME TBRA funds, for either on-going rental assistance or as a stand-alone program which provides security deposits with TBRA funds, enabling them to provide households with rental assistance and services to increase self-sufficiency.

Regarding HOME/NHTF Multifamily Developments that are financed with the HTC Program, PHAs are incentivized in the QAP to use HTCs for Rental Housing Assistance conversion of PHA properties.

#### ESG Addresses PHA Needs

PHA residents are eligible to receive assistance and services from ESG Subrecipients, as long as the assistance does not violate 24 CFR §576.105(d) of HUD's ESG rules regarding use of funds with other subsidies. Fostering public housing resident initiatives is not an initiative for which TDHCA provides funding or that TDHCA tracks for the ESG Program.

## HOPWA Addresses PHA Needs

The DSHS HOPWA Program does not provide public housing assistance. However, Project Sponsors interface with local housing authorities to coordinate housing assistance and supportive services efforts. Project Sponsors share HOPWA program information and eligibility criteria with local housing authorities and other affordable housing programs in their HSDA(s). While households that participate in HCV or public housing programs do not qualify for HOPWA-funded housing assistance services, Project Sponsors may provide PHP services in order to secure a subsidized unit. Additionally, Project Sponsors may provide Housing Case Management services to public housing residents and public housing residents may receive core medical and support services through the Ryan White HIV/AIDS Program.

## CDBG Addresses PHA Needs

The Texas CDBG Program serves public housing areas through various funding categories as residents of PHAs qualify as low- to moderate-income beneficiaries for CDBG projects.

CDBG grant recipients must also comply with local Section 3 policies, including outreach to public housing residents and other qualified Section 3 persons in any new employment, training, or contracting opportunities created during the expenditure of CDBG funding.

## **Actions to encourage public housing residents to become more involved in management and participate in homeownership**

HOME, ESG, HOPWA, NHTF, and CDBG are subject to 24 CFR Part 135 which requires that HUD funds invested in housing and community development construction contribute to employment opportunities for low-income persons living in or near the HUD-funded project. These requirements, called Section 3 requirements, are covered at trainings for Subrecipients; persons who may benefit from employment opportunities include PHA residents.

## HOME Addresses Public Housing Resident Initiatives

PHAs are eligible to apply to administer HOME funds to provide homebuyer assistance in their areas. PHAs also provide services to increase self-sufficiency, which may include homebuyer education services. In addition, TDHCA targets its Texas Statewide Homebuyer Education Program to PHAs, among other groups, which provide homebuyer education training opportunities and self-sufficiency tools for PHA residents.

## ESG Addresses Public Housing Resident Initiatives

PHA residents are eligible to receive assistance and services from ESG Subrecipients, as long as the assistance does not violate Section 576.105(d) of the ESG rules regarding use of funds with other subsidies.

## HOPWA Addresses Public Housing Resident Initiatives

The DSHS HOPWA Program does not provide public housing assistance. However, Project Sponsors interface with local housing authorities such that they may coordinate housing assistance and supportive services efforts.

## CDBG Addresses Public Housing Resident Initiatives

The CDBG Program serves public housing areas through various funding categories as residents of PHAs qualify as low- to moderate-income beneficiaries for CDBG projects.

### **If the PHA is designated as troubled, describe the manner in which financial assistance will be provided or other assistance**

TDHCA has worked to promote programs that will rehabilitate and bring substandard housing into compliant condition and will develop additional affordable housing units. For example, most of the PHA applications for HTCs are for rehabilitation and the applications for new construction usually include a demolition of the existing units. TDHCA also offers a variety of funding sources for assistance. Most PHAs that apply are usually from larger Metropolitan Statistical Areas, which are usually PJs and, as such, are limited by state law in the HOME funding they may receive through TDHCA. Consistent with fair housing objectives, TDHCA seeks ways to accomplish these activities in a manner that disperses the placement of PHA units including dispersion into areas of greater opportunity and not into areas that involve unacceptable site and area features.

TDHCA has a history of assisting troubled housing authorities and has absorbed vouchers from several PHAs that have had difficulties. HUD identified, in two separate instances, public housing authorities that it thought might be well advised to have its voucher programs absorbed by TDHCA. The Navasota Housing Authority and the Alamo Area Council of Governments (which was operating as a PHA) each contacted TDHCA to discuss the possibility of absorbing their housing choice voucher programs. During a series of meetings with HUD staff and the PHAs, discussion resulted in multiple on-site visits. Ultimately, the Navasota Housing Authority and the Alamo Area Council of Governments transferred their voucher programs to TDHCA and HUD reassigned the files' PHA codes.

To expand its work with PHAs, TDHCA has developed a relationship with the Texas Housing Association and the Texas chapter of the National Association of Housing and Redevelopment Officials (NAHRO), which serve the PHAs of Texas. Whenever possible, the State will communicate to PHAs the importance of serving special needs populations.

### **Discussion:**

To address PHA needs, TDHCA has designated PHAs as eligible participants in some of its programs, such as the HTC Program, and HOME Program. PHAs have successfully administered HTC funds to rehabilitate

or develop affordable rental housing. The PHA needs to submit an application and be awarded in order to access funding.

There are also federal sources available for PHAs that can be paired with HOME/NHTF. Also, through HUDs Rental Assistance Demonstration (RAD) Program, PHAs can use public housing operating subsidies along with the HTC Program once the older PHA units are demolished and replaced with new housing.



## **AP-65 Homeless and Other Special Needs Activities – 91.320(h)**

### **Introduction**

TDHCA will address requirements in 24 CFR §91.320 by using funds to reduce and end homelessness. Each ESG Applicant is required to coordinate with the lead agency of the CoC, which provides services and follows a centralized or coordinated assessment process; has written policies and procedures in place as described by 24 CFR §578.7(a)(8) and (9); and follows a written standard to provide street outreach, emergency shelter, rapid re-housing, and homelessness prevention assistance. To assist low-income individuals and families to avoid becoming homeless, TDHCA requires each ESG Subrecipient to set performance targets that are part of its scoring criteria for the NOFA. A Subrecipient must address the housing and supportive service needs of individuals assisted with ESG funds in a plan to move the client toward housing stability.

ESG is one of several programs that work to help transition persons out of institutions, such as the HOPWA Program, Section 811 PRA Program, Project Access Program, Money Follows the Person Program, and the Mainstream Voucher Program. The HHSCC also works to enhance coordination between housing and service agencies to assist persons transitioning from institutions into community-based settings.

### **Describe the jurisdictions one-year goals and actions for reducing and ending homelessness including**

#### **Reaching out to homeless persons (especially unsheltered persons) and assessing their individual needs**

The Texas ESG Program provides funds to service providers for outreach to unsheltered homeless persons in order to connect them to emergency shelter, housing, or critical services; and to provide urgent, non-facility-based care to unsheltered homeless people who are unwilling or unable to access emergency shelter, housing, or other appropriate facilities. Of critical importance is assisting the unsheltered homeless with emergency shelter or other placement. Subrecipients serving clients through street outreach will be measured against their targets to help persons experiencing homelessness move into temporary, transitional or permanent housing. Subrecipients conducting street outreach may provide case management, such as assessing housing and service needs; arranging, coordinating, and monitoring the delivery of services; and planning a path to permanent housing stability.

ESG Subrecipients are required to describe how they provide outreach to sheltered and unsheltered homeless persons in the ESG application.

For clients receiving emergency shelter, rapid re-housing, or homelessness prevention, clients will be required to receive case management services with exceptions pursuant to the VAWA and the Family Violence Prevention and Services Act (FVPSA). Subrecipients are required to develop a plan to assist program participants to retain permanent housing after the ESG assistance ends.

## **Addressing the emergency shelter and transitional housing needs of homeless persons**

The ESG Program provides support to organizations that provide emergency services and shelter to homeless persons and households.

If assisting persons experiencing homelessness that are in an emergency shelter, Subrecipients will be measured against their annual targets to serve clients with essential services and to help persons experiencing homelessness move into temporary, transitional or permanent housing. If assisting persons with rapid re-housing or homelessness prevention, Subrecipients will be measured against their annual targets to help persons experiencing or at-risk of homelessness maintain housing for 3 months or more, exit to a permanent housing destination, or gain a higher income.

In addition, the State considers transitional housing as having characteristics associated with instability and an increased risk of homelessness, which may allow clients living in transitional housing to access Homelessness Prevention services.

**Helping homeless persons (especially chronically homeless individuals and families, families with children, veterans and their families, and unaccompanied youth) make the transition to permanent housing and independent living, including shortening the period of time that individuals and families experience homelessness, facilitating access for homeless individuals and families to affordable housing units, and preventing individuals and families who were recently homeless from becoming homeless again**

Per 24 CFR 576.106, ESG funds may be utilized for short-term and medium-term rental assistance (24 CFR 576.106) and for a variety of housing relocation and stabilization services such as rental application fees, security deposits, utility deposits, utility payments, and moving costs for homeless individuals or persons at risk of homelessness (24 CFR 576.106). Funds may also be utilized for housing service costs related to housing search and placement, housing stability case management, mediation, legal services, and credit repair. ESG funds can also be used to pay for essential service costs including case management, child care, education services, employment assistance and job training, outpatient health services, legal services, life skills training, mental health services, substance abuse treatment services, transportation, and costs related to serving special populations. It should be noted that, while the assistance listed above are eligible under ESG, an ESG Subrecipient may choose to not provide all the assistance listed. Applicants for ESG funds are incentivized through the application scoring process to provide a wide array of services. ESG Subrecipients specify in their written standards which services they will provide.

Subrecipients that request an award of funds must set targets within their application for funding intended to reduce the length of time from program intake to placement in permanent housing for persons experiencing homelessness, as well as targets for the percentage of persons served that maintain housing for three or more months after exiting the program. These targets will be scored, and will be a factor in funding decisions.

**Helping low-income individuals and families avoid becoming homeless, especially extremely low-income individuals and families and those who are: being discharged from publicly funded institutions and systems of care (such as health care facilities, mental health facilities, foster care and other youth facilities, and corrections programs and institutions); or, receiving assistance from public or private agencies that address housing, health, social services, employment, education, or youth needs**

ESG funds promote coordination with community providers and integration with mainstream services to gather available resources. One possible performance measure for Subrecipients is their ability to help increase non-cash benefits for program participants; the Subrecipients help program participants obtain non-ESG resources, such as veterans benefits or food stamps.

Individuals eligible for the State's HOPWA Program who are exiting from an institution receive a comprehensive housing plan and linkage and referrals to health professionals from a case manager. The State HOPWA Program provides TBRA, which can be used to transition persons from institutions into stable housing. Some project sponsors also provide rental deposits and application fees. Other programs included in this Plan also provide Facility-Based Housing Subsidy Assistance to address the temporary housing assistance needs of persons transitioning from institutions.

TDHCA has received awards totaling more than \$24 million for the Section 811 PRA Program, which will provide more than 600 new integrated supportive housing units in eight areas of the state for extremely low-income individuals with disabilities and their families. The target population includes individuals transitioning out of institutions, people with severe mental illness, and youth and young adults with disabilities transitioning out of the state's foster care system. Individuals in the Section 811 PRA Target Population are eligible for assistance from the Texas Health and Human Services agencies, are Medicaid-eligible, and could be at-risk of housing instability and/or homelessness.

Coordination between housing and the Health and Human Services (HHS) agencies is exemplified by the Project Access and Money Follows the Person programs. Project Access uses Section 8 Housing Choice Vouchers administered by TDHCA to assist low-income persons with disabilities transitioning from nursing homes and Intermediate Care Facilities (ICFs) to the community while using the Money Follows the Person Program to provide services by HHS agencies. The TDHCA Governing Board has approved changes to Project Access since it began in 2002 based on input from advocates and the HHS agencies including incremental increases to vouchers from 35 to 140 and creation of a pilot program with DSHS for persons with disabilities transitioning out of State Psychiatric Hospitals. In September 2018, TDHCA received an additional 50 vouchers, awarded by HUD through the Mainstream Voucher Program, for the Project Access program.

TDHCA offers TBRA to individuals on the Project Access Wait List, allowing them to live in the community until they can utilize a Project Access voucher. TDHCA conducted outreach and technical assistance to Texas Health and Human Services (HHS) Relocation Specialists and HOME TBRA administrators to help them serve individuals on the Project Access wait list.

To further address the needs of individuals transitioning from institutions, HHSCC seeks to increase coordination of housing and health services by supporting agencies to pursue funding, such as Relocation Contractor services for people with behavioral health challenges and Intellectual and Developmental Disabilities; Medicaid waiver programs; vouchers from PHAs for people with disabilities and aging Texans; housing resources from the Texas Department of Criminal Justice for people with criminal histories transitioning to the community; and DSHS' rental assistance program.

## **Discussion**

The Texas ESG Program is designed to assist, assess and, where possible, shelter the unsheltered homeless; to quickly re-house persons who have become homeless and provide support to help them maintain housing; and to provide support that helps persons at risk of becoming homeless maintain their current housing. Other special needs populations are described in Action Plan Section 25.

**AP-70 HOPWA Goals – 91.320(k)(4)**

<b>One year goals for the number of households to be provided housing through the use of HOPWA for:</b>	
Short-term rent, mortgage, and utility assistance to prevent homelessness of the individual or family	482
Tenant-based rental assistance	586
Units provided in permanent housing facilities developed, leased, or operated with HOPWA funds	0
Units provided in transitional short-term housing facilities developed, leased, or operated with HOPWA funds	89
<b>Total</b>	<b>1,157</b>

## **AP-75 Barriers to affordable housing – 91.320(i)**

### **Introduction:**

The Analysis of Impediments to Fair Housing Choice (AI) identifies impediments to fair housing choice in the State of Texas and action steps that the State intends to take to address identified impediments. The State of Texas is currently operating under the 2019 AI. The 2019 AI describes state and local regulatory and land use barriers in detail and may be accessed at <https://www.tdhca.state.tx.us/fair-housing/analysis-impediments.htm>.

TDHCA staff utilizes a database to track goals, efforts, and progress made under the AI. The Fair Housing Tracking database provides the State with an ability to pull basic metrics and provide reports by AI, Impediments, Recommendations, Action Items, and other meaningful search criteria. This assists the state in identifying areas of improvement and success under its HUD related obligation to affirmatively further fair housing choice. The content of the database is maintained on an ongoing basis with periodic reports shared with TDHCA's governing board.

TDHCA and the Texas Workforce Commission Civil Rights Division (TWC CRD) annually collaborate on a Fair Housing webinar series. The series includes training sessions providing general fair housing information and specific sessions on HUD's guidance, how to respond to reasonable accommodation requests, and best practices in fair housing. The webinars are available for free 24/7 on TDHCA's website at: <https://www.tdhca.state.tx.us/fair-housing/presentations.htm>.

### **Actions it planned to remove or ameliorate the negative effects of public policies that serve as barriers to affordable housing such as land use controls, tax policies affecting land, zoning ordinances, building codes, fees and charges, growth limitations, and policies affecting the return on residential investment**

TDHCA reviews all guiding documents, rules, and practices internally to determine if known barriers or impediments to fair housing choice can be addressed through actions within TDHCA's jurisdiction. TDHCA's Fair Housing, Data Management, and Reporting division collaborates with TDHCA Division Directors to develop and improve tools, rules, and other initiatives to address possible barriers to housing choice. TDHCA has been making and will continue to make a concerted effort to review and move forward to increase staff and Subrecipient education to ensure that all programs are providing best practices guidance to recipients and the general public.

As identified as an Action Step related to Recommendation 1 of the 2019 AI, titled *Maximize accessible housing choice by promoting preservation and limiting displacement, continuing to encourage development in high opportunity areas, and encouraging creative, innovative solutions*, TDHCA plans to convene and support a taskforce of stakeholders dedicated to the preservation of affordable housing within TDHCA's Multifamily property portfolio. Beginning in 2020, this Preservation Taskforce will focus on properties at risk of losing affordability, with a priority made for properties for which there is

evidence that rents – if not subsidized – would increase significantly.

**Discussion:**

TDHCA has promulgated a rule relating to Fair Housing, Requirements, Waitlist Policies, Affirmative Marketing Plans, Homebuyer Counseling, Reasonable Accommodations, and Limited English Proficiency. This rule exists under TDHCA's Single-Family programs umbrella rule. The rule requires administrators of federal funds to have an affirmative marketing plan, which identifies the least likely to apply populations and methods of affirmative marketing. Further, the rule requires all TDHCA Single-Family administrators to accept applications for a 21-day calendar period and select applications via a neutral, random selection process. This selection process helps to level the playing field and provide equal access for all households, regardless of disability status or language proficiency. Also included in the rule are specific provisions related to Limited English Proficiency to provide meaningful access and an equal opportunity to participate in services, activities, programs, and other benefits.

A current collaboration between federal funding recipients in Texas known as the Texas State Fair Housing Workgroup began in May 2014, and continues to meet. This workgroup is assisting State agencies in adopting a coordinated approach to Fair Housing issues and providing streamlined direction to essential Fair Housing information and best practices. To date, the workgroup has looked at sharing language assistance contracts, has generated ideas on streamlining Fair Housing discrimination complaint information and resources, has collaborated on Fair Housing month activities, and has served as a vehicle for comparing internal Fair Housing tracking and record keeping measures. Members of this group also participated in the development of the 2019 AI.

Finally, the State has a Fair Housing website available at <https://www.tdhca.state.tx.us/fair-housing/index.htm> that includes fair housing information for a variety of audiences (renters and homebuyers, owners and administrators, real estate agents, and local governments and elected officials) and includes fair housing toolkits and resources, and links to the Fair Housing email list and community events calendar. Through this education and outreach, the State is hoping to make its best practices guidance widely known and to integrate such guidance with other state resource information.

## **AP-80 Colonias Actions – 91.320(j)**

### **Introduction:**

Based on a 2014 assessment by the Texas Office of the Secretary of State’s Colonia Initiatives Program, an estimated 500,000 people live in 2,294 colonias in Texas. Six Texas counties (El Paso, Maverick, Webb, Starr, Hidalgo, and Cameron) have the largest population of colonias and are home to an estimated 369,500 people. Texas’ colonias lie outside of city limits in the rural areas of their respective counties, where few to no local building codes exist to protect the households that seek affordable and sanitary housing solutions. Egregious housing conditions persist while residents also endure substandard infrastructure, inadequate potable water and waste water systems, and a host of public health, environmental and employment risks.

As discussed in Action Plan Section 48, the majority of the funding that assists colonias is through the CDBG Program, which funds both state agencies working to develop infrastructure and water services, as well as subgrantees at the local government level who work in concert with nonprofit service providers for housing, community affairs, and economic development. The OCI focuses on Texas colonias to offer technical assistance in applying for TDHCA housing programs and accessing other resources. The HOME Program also has a specific set-aside for the development of housing opportunities in the colonias.

### **Actions planned to address obstacles to meeting underserved needs**

The State dedicates 12.5% of CDBG funds annually for colonia areas– 10% through the Colonia set-aside an additional 2.5% set-aside by the State legislature – and additional funds are also awarded for colonia projects through other competitive fund categories. Basic human needs, including water and sewer infrastructure and housing rehabilitation, are prioritized for colonia set-aside funding, with a particular emphasis on connecting colonia households to public utilities. Colonia planning funds are available to research and document characteristics and needs for colonia communities.

The Colonia SHCs experience the obstacle of wavering capacity to meet the needs of extremely under resourced colonia residents. The typical challenges that nonprofits face, such as high turnover, lack of succession planning, lack of long-term funding opportunities, limited access to high quality training, and limited access to continuing education resources, are all exacerbated for subgrantees serving border colonias. In response, TDHCA has strategically placed Border Field Offices along the Texas-Mexico border that support Colonia SHC staff with problem solving and training. The Border Field Offices exist to provide local technical assistance directly to both colonia residents and the organizations that serve colonia residents.

Colonia residents may also receive benefit through the HOME Program, which provides rental assistance, reconstruction of owner-occupied units with or without refinancing acquisition and new construction of affordable single-family housing, single-family and multifamily development, and rental housing preservation of existing affordable or subsidized developments.



## **Actions the state plans to take to reduce the number of poverty-level families**

Colonia set-aside funding is intended to improve the living conditions of low and moderate income families in colonias, including basic human needs. As with all CPD funds, Section 3 goals encourage job, contracting, and training opportunities for qualifying residents when such opportunities become available as a result of grant funding.

The Colonia SHCs provides 35-targeted colonias in seven border counties with a multitude of opportunities to create a one-stop-shop for low-income colonia families to gain a foothold out of poverty. The Colonia SHCs provide housing services in the form of new construction, reconstruction, rehabilitation, tool lending, construction skills training and utility connections. Colonia SHC community development activities include homeownership education, access to and training in computers/technology, consumer rights education and financial literacy, and solid waste disposal assistance. While the above listed services are limited only to residents of pre-identified colonias in the Colonia SHC Program, the centers themselves are open to all who wish to use the meeting space for activities beneficial to the community or simply to seek information on locating other services. By creating an accessible and consistent manner for which services and information are disseminated among colonias, more households can become beneficiaries of multiple kinds of assistance that build their self-sufficiency over time.

## **Actions the state plans to take to develop the institutional structure**

TDHCA and TDA are committed to working with other state and federal regulatory and funding agencies. Agency coordination continues through the Texas Water Infrastructure Coordinating Committee (TWICC), which addresses concerns in colonias and other areas throughout the state. The information sharing within the group facilitates delivery for multiple programs besides affordable housing, and proactively addresses potential obstacles that could affect large areas of the state, including the Texas–Mexico border.

The state legislature has also set aside a portion of the CDBG administration funding for technical assistance and administrative support provided by the regional Councils of Government (COGs). This funding can provide institutional structure and assistance to small communities without administrative resources.

## **Specific actions the state plans to take to enhance coordination between public and private house and social service agencies**

In addition to the cooperation among various state agencies that help to support and develop colonias, TDHCA has three strategically placed Border Field Offices along the Texas-Mexico border, where the vast majority of colonias are situated. The Border Field Officers support administrators, disseminate funding information, and problem solve with administrators and colonia residents. This requires facilitating communication with other service providers, the private sector (such as colonia landowners, title

companies, lenders), and other government agencies. Locally placed Border Field Officers increase the efficiency with which TDHCA can apply solutions and build institutional knowledge in the community.

In addition, TDA field representatives are available to provide general information on potential resources to communities and residents.

## **AP-85 Other Actions – 91.320(j)**

### **Introduction:**

The actions listed below are Other Actions taken by TDHCA, TDA, and DSHS to meet the requirements of §91.320(j). Other Actions include Meeting Underserved Needs, Fostering and Maintaining Affordable Housing, Lead-Based Paint Hazard Mitigation, Reducing Poverty-Level Households, Developing Institutional Structure, and Coordination of Housing and Services. The HOME, ESG, HOPWA, and CDBG programs address the other actions in concert with other federal, state, and local sources.

### **Actions planned to address obstacles to meeting underserved needs**

#### HOME Addresses Underserved Needs

Obstacles to meeting underserved needs with HOME funds, particularly multifamily activities, include NIMBYism and a lack of understanding of federal requirements surrounding the use of HOME funds. TDHCA works to overcome these obstacles by educating developers and the communities where affordable housing is being proposed, as well as by offering HOME funds as grants or low-interest loans, with rates as low as 0%.

#### ESG Addresses Underserved Needs

Lack of facilities and services for homeless persons in rural areas is ESG's greatest underserved need. To help meet this need, TDHCA has used Community Services Block Grant discretionary funds to provide training and technical support to organizations in the Balance of State CoC. Shelters in the Balance of State CoC have limited funds for operations and maintenance, with little access to federal funds which often require substantial organizational capacity less common in smaller organizations. ESG and TDHCAs HHSP, which is state-funded only in some urban areas, may supplement federal funds in operational support.

#### HOPWA Addresses Underserved Needs

Some significant obstacles to addressing underserved needs are PLWH inability to obtain or maintain medical insurance, maintain income, and especially obtain employment, are partially due to a difficult economy in conjunction with rising costs of living (rent, deposits, utilities, food, transportation, etc.), high unemployment, no access to health insurance and/or decreased access to other affordable housing such as the HCV program. The inability to access HCVs is due to long or closed waiting lists, and in some cases, client non-compliance and ineligibility due to undocumented immigrant status.

DSHS's HOPWA program helps meet the needs of this underserved population throughout the State by providing essential housing and utilities assistance as part of a comprehensive medical and supportive services system. As a result, PLWH and their families are able to maintain safe and affordable housing, reduce their risk of homelessness, and access medical care and supportive services. DSHS will reallocate

funding to address changing needs to maximize and target HOPWA funding to HSDAs that are in greatest need.

#### CDBG Addresses Underserved Needs

TDA encourages projects addressing underserved community development needs. In PY 2020 CDBG funds will be available through multiple grant categories to provide water or sewer services on private property for low- and moderate-income households by installing yard lines and paying connection fees. Regional priorities for funding allow each area of the state to determine its highest priority needs, which may vary from first-time water service to drought relief to drainage projects.

Since the first legislative reforms in the 1990s, service providers in colonias have made gains in their capacity to address colonia issues, but unmet needs still exist and the Texas-Mexico border population growth is still increasing. OCI's main obstacle in addressing colonia housing needs is the varying capacities of subrecipients to administer assistance. TDHCA has established Border Field Offices along the Texas-Mexico border to readily provide technical assistance and on-going training to organizations and local governments that use TDHCA's CDBG funding.

### **Actions planned to foster and maintain affordable housing**

#### HOME Addresses Affordable Housing

The HOME Program provides grant funds, deferred forgivable loans, and repayable loans to households or developments assisted by or through entities including units of local government, public organizations, nonprofit and for-profit organizations, CHDOs and PHAs. These funds are primarily used to foster and maintain affordable housing by providing rental assistance, reconstruction of owner-occupied housing units with or without refinancing, acquisition and new construction of affordable single family housing, single-family development and funding for rental housing preservation of existing affordable or subsidized developments. HOME funds may also be used in conjunction with the HTC Program or Bond Program to construct or rehabilitate affordable rental housing.

In addition, credits awarded through the HTC program can be layered with awarded funds from the HOME Multifamily Development program. When more than one source of funds is used in an affordable housing project, the State is able to provide more units of affordable housing than with one funding source alone.

#### ESG Addresses Affordable Housing

While TDHCA encourages the use of ESG funds to provide affordable transitional housing, the majority of funds are utilized to provide emergency shelter. Fostering affordable housing is not an initiative for which TDHCA provides funding or that TDHCA monitors in relation to the ESG Program.

## HOPWA Addresses Affordable Housing

For low-income PLWH and their households, a shortage of available and affordable housing is an ongoing issue. Households with poor credit, rental, or criminal histories face additional barriers to securing rental units. Additionally, owners often require applicant households to make 2.5 to 3 times the proposed unit rent in income in order to offer leases. Compounding these barriers, housing costs continue to rise (increases in rent, utilities, application fees, and deposits) while household incomes remain stagnant or even decrease. In response to these market characteristics, the DSHS HOPWA Program provides TBRA, a rental subsidy used to help households obtain or maintain permanent housing in the private rental housing market until they are able to enroll in the Housing Choice Voucher (HCV) Program or other affordable housing programs. CDBG Addresses Affordable Housing

Currently, CDBG funds primarily support affordable housing through water and sewer infrastructure for housing. The CDBG funding provides a cost savings for housing when used to install water and sewer yard lines and pay connection fees for qualifying residents. Housing rehabilitation projects are also prioritized in colonia areas.

CDBG helps communities study affordable housing conditions, providing data on affordable housing stock and planning tools for expanding affordable housing. The Colonia SHCs continue to address affordable housing needs in border counties by assisting qualifying colonia residents to improve or maintain a safe, suitable home in suitable areas.

The OCI serves as a liaison to the Colonia SHCs to assist with carrying out activities, such as housing rehabilitation, new construction, reconstruction, low-interest mortgages, grants for self-help programs, revolving loan funds for septic tanks, and tool lending.

## **Actions planned to reduce lead-based paint hazards**

### HOME Addresses Lead-based Paint

The HOME Program requires lead screening in housing built before 1978 for all HOME eligible activities in accordance with 24 CFR §92.355 and 24 CFR Part 35, subparts A, B, J, K, M, and R. Furthermore, single-family and multifamily development activities in HOME increase the access to lead-based-paint-free housing through the construction of new housing or reconstruction of an existing housing unit. There is significant training, technical assistance, and oversight of this requirement on each activity funded under the HOME Program.

### ESG Addresses Lead-based Paint

For ESG, TDHCA requires Subrecipients to evaluate and reduce lead-based paint hazards as part of its habitability review. During the annual contract implementation training, TDHCA will provide ESG Subrecipients with information related to lead-based paint regulations and TDHCA's requirements

related to such. TDHCA will require ESG-funded Subrecipients to determine if a housing unit was built prior to 1978, for households seeking ESG funded rent or rent deposit assistance whose household has a family member(s) six year of age or younger. If the housing unit is built prior to 1978, the ESG Subrecipient will notify the household of the hazards of lead-based paint.

ESG Subrecipients utilizing ESG funds for renovation, rehabilitation or conversion must comply with the Lead-Based Paint Poisoning and Prevention Act and the Residential Lead-Based Paint Hazard Reduction Act of 1992. Through renovation, rehabilitation or conversion, ESG increases access to shelter without lead-based paint hazards. TDHCA evaluates, tracks, and reduces lead-based hazards for conversion, renovation, leasing or rehabilitation projects.

#### NHTF Addresses Lead-Based Paint

The Multifamily Direct Loan Program evaluates the potential for the presence of lead-based paint for NHTF assisted activities, and takes appropriate steps in accordance with 24 CFR §93.351 and the applicable provisions in 24 Part 35, as provided in TDHCA's NHTF Minimum Rehabilitation Standards. The aforementioned include notification of potential lead-based paint hazards to households residing in housing units that pre-date 1978. Furthermore, multifamily development and reconstruction activities with NHTF increase the access to lead-based-paint-free housing because they create new housing.

#### HOPWA Addresses Lead-Based Paint

Per 24 CFR §574.310(b), §574.635, §35, and CPD-94-05, HOPWA-assisted units, including shared housing arrangements, must be safe, sanitary, and compliant with all applicable state and local housing codes, licensing requirements, and any other requirements in the jurisdiction in which the housing is located regarding the condition of the structure and the operation of the housing. Assisted units must also meet all Habitability Standards, Lead-Based Paint Requirements, and Fire Safety Requirements. While the DSHS HOPWA Program does not undertake lead-based paint abatement activities, Project Sponsors perform Housing Quality Standards certifications for each assisted unit to assess for lead-based paint health risks.

#### CDBG Addresses Lead-Based Paint

Lead-based paint mitigation is an activity eligible under housing rehabilitation that is funded under the Colonia Fund and Community Development Funds. Each contract awarded requires the sub-grantee to conform to Section 302 of the Lead-Based Paint Poisoning Prevention Act (42 U.S.C. 4831(b)) and procedures established by TDA's CDBG in response to the Act.

### **Actions planned to reduce the number of poverty-level families**

#### HOME Addresses Poverty-Level Households

Through the HOME TBRA Program, TDHCA assists households with rental subsidy, security, and utility deposit assistance for an initial term not to exceed 24 months. As a condition to receiving rental assistance, households must participate in a self-sufficiency program, which can include job training, General Education Development ("GED") classes, or drug dependency classes. The HOME Program enables households to receive rental assistance while participating in programs that will enable them to improve employment options and increase their economic independence and self-sufficiency. Additionally, TDHCA allocates funding toward the construction of affordable housing, incentivizing units to assist very low-income households, and assists very low-income households along the international border of Texas and Mexico by promoting the conversion of contract for deed arrangements to traditional mortgages.

#### ESG Addresses Poverty-Level Households

The ESG Program funds activities that provide shelter and essential services for homeless persons, as well as intervention services for persons threatened with homelessness. Essential services for homeless persons include medical and psychological counseling, employment counseling, substance abuse treatment, transportation, and other services. While TDHCA supports the use of ESG funds to help ESG clients lift themselves above the poverty line, it is not a specific initiative for which TDHCA earmarks ESG funding or that TDHCA monitors for the ESG Program.

For individuals threatened with homelessness, homelessness prevention funds may be utilized for short-term subsidies to defray rent and utility arrearages for households receiving late notices, and security deposits.

#### HOPWA Addresses Poverty-Level Households

The goals of the DSHS HOPWA Program are to help low-income PLWH and their households establish or maintain affordable and stable housing, reduce their risk of homelessness, and improve their access to health care and supportive services. HOPWA activities principally benefit low-income PLWH and their households. HOPWA serves households that are at or below 80% of AMI. While the DSHS HOPWA Program does not specifically target households that are at or below the poverty level, a majority of the households that are enrolled in the program are at or below 30% of AMI. Subject to local conditions, Project Sponsors may establish additional program and/or service restrictions to prioritize benefits to those who are neediest. For example, a Project Sponsor could restrict rental assistance services to households at or below 30% of AMI.

A substantial majority of TDA's CDBG funds, over 95% in 2013, are awarded to ¿principally benefit low and moderate income persons. In addition, the formula used to distribute CD funds among regions includes a variable for poverty to target funding to the greatest need. CDBG economic development funds create and retain jobs through assistance to businesses. LMI persons access these jobs, which may include training, fringe benefits, opportunities for promotion, and services such as child care.

## **Actions planned to develop institutional structure**

### HOME Addresses Institutional Structure

The HOME Program encourages partnerships in order to improve the provision of affordable housing. Organizations receiving Homebuyer Assistance funds are required to provide homebuyer education classes to households directly, or coordinate with a local organization that will provide the education. In addition, organizations receiving TBRA funds must provide self-sufficiency services directly, or coordinate with a local organization that will provide the services. Finally, partnerships with CHDOs and nonprofit and private-sector organizations facilitate the development of quality rental housing developments and assist in the reconstruction of owner-occupied housing.

### ESG Addresses Institutional Structure

TDHCA encourages ESG subrecipients to coordinate services with housing and other service agencies. Likewise, the CoCs funded with ESG funds are required to coordinate services and their local funded organizations to provide services as part of the local CoC. TDHCA reviews ESG subrecipients' coordination efforts during on-site and desk monitoring. A map of local CoCs can be found online at: <http://www.thn.org/continuums/>.

### HOPWA Addresses Institutional Structure

DSHS contracts with AAs in seven Ryan White Part B HIV Planning Areas encompassing 26 HIV Service Delivery Areas (HSDAs). AAs subcontract with Project Sponsors in each HSDA for statewide service delivery. AAs act as an administrative arm for DSHS, with DSHS oversight, by administering the HOPWA program locally for a five-year project period. AAs also administer the delivery of other HIV health and social services, including the Ryan White HIV/AIDS Program funds. This structure ensures the coordination of all agencies serving PLWH, avoids duplication, saves dollars, and provides comprehensive core medical and support services for PLWH in each local community.

### CDBG Addresses Institutional Structure

Each CDBG applicant must invite local housing organizations to provide input into the project selection process. TDA coordinates with state and federal agencies, regional Councils of Governments, and other partners to further its mission in community and economic development.

TDA also uses conference calls and webinars to provide training and technical assistance throughout the state. On-site project reviews may be conducted based on risk and other factors.

## **Actions planned to enhance coordination between public and private housing and social service agencies**



TDHCA has staff members that participate in several State advisory workgroups and committees. The workgroups and committees which TDHCA leads are listed in Action Plan Section 15. The groups in which TDHCA participates include, but are not limited to, the Community Resource Coordination Groups, led by the Health and Human Services Commission (HHSC); the Council for Advising and Planning for the Prevention and Treatment of Mental and Substance Use Disorders, led by DSHS; Reentry Task Force, led by Texas Department of Criminal Justice; Interagency Workgroup on Border Issues, led by Secretary of State; Texas Foreclosure Prevention Task Force, led by Texas State Affordable Housing Corporation; Money Follows the Person Demonstration Project, led by HHSC; Promoting Independence Advisory Committee, led by HHSC; and Texas State Independent Living Council, led by the HHSC.

TDHCA's participation in HUD's Section 811 PRA Program requires linkages between housing and services through a partnership with TDHCA, and the State Medicaid Agency (i.e., HHSC). Because the program is designed so that an individual can access both affordable housing and services in the community, TDHCA staff and HHSC staff meet regularly to ensure both housing and services are coordinated for the program. TDHCA and HHSC have responsibilities to execute the program. TDHCA uses units in multifamily housing financed by TDHCA and a network of local service providers coordinated by the HHSC enterprise agencies will provide the services.

HHSCC, established by Texas Government Code §2306.1091, seeks to improve interagency understanding and increase the number of staff in state housing and health services agencies that are conversant in both housing and services. HHSCC supports agencies in their efforts to secure funding for: expansion of Housing Navigators to all Aging and Disability Resource Centers (ADRCs) with TDHCA assisting in training. Expansion of the Program for All-Inclusive Care for the Elderly (PACE). Implementation of the Delivery System Redesign Incentive Payment (DSRIP) behavioral health projects. Implementation of the Balancing Incentives Payment (BIP) initiative, and DSHS expansion of Oxford Houses for people with Substance Use Disorders.

Other coordination efforts for HHSCC involving people leaving institutions are in Action Plan Section 65.

Senate Bill 7 passed during the 83rd Legislative session directed further cooperation. Texas Government Code §533.03551 directs the commissioner of HHSC to work in cooperation with TDHCA, TDA, Texas State Affordable Housing Corporation (TSAHC), and other federal, state, and local housing entities to develop housing supports for people with disabilities, including individuals with intellectual and developmental disabilities.

Finally, HHSC provides Money Follows the Person Demonstration funds to TDHCA for the equivalent of three full-time employees to increase affordable housing options for individuals with disabilities who currently reside in institutions and choose to relocate into the community. These enhanced coordination efforts further the implementation of many programs included in the Consolidated Plan, including the Section 811 PRA Program, Section 8 Project Access, and HOME Single-family activities.

## **Discussion:**

In addition to the program actions mentioned above, TDHCA strives to meet underserved needs by closely monitoring affordable housing trends and issues as well as conducting its own research. TDHCA also makes adjustments to address community input gathered through roundtable discussions, web-based discussion forums and public hearings held throughout the State.

To foster and maintain affordable housing, TDHCA, TDA, and DSHS provide funds for nonprofit and for-profit organizations and public organizations to develop and maintain affordable housing. Funding sources include grants, low-interest loans, housing tax credits, and mortgage loans.

For lead-based paint hazard mitigation, DSHS has been charged with oversight of the Texas Environmental Lead Reduction Rules (TELRR). TELRR cover areas of lead-based paint activities in target housing (housing constructed prior to 1978) and child-occupied facilities, including the training and certification of persons conducting lead inspections, risk assessments, abatements, and project design. For all projects receiving over \$25,000 in federal assistance, contractors need to follow inspections and abatements standards overseen by DSHS. By following these standards, the State is increasing the access to housing without lead-based paint hazards. The adherence to inspection and abatement standards is related to the extent of lead-based paint in that a majority of the housing in need of rehabilitation is likely housing built before 1978.

Furthermore, TDHCA, DSHS, and TDA's programs are aimed at reducing the number of Texans living in poverty, thereby providing a better quality of life for all Texans. The departments provide long-term solutions to the problems facing people in poverty and focus resources to those with the greatest need.

Regarding institutional structure, TDHCA, DSHS, and TDA are primarily pass-through funding agencies and distribute federal funds to local entities that in turn provide assistance to households. Because of this, the agencies work with many partners, including consumer groups, community based organizations, neighborhood associations, community development corporations, councils of governments, community housing development organizations, community action agencies, real estate developers, social service providers, local lenders, investor-owned electric utilities, local government, nonprofits, faith-based organizations, property managers, state and local elected officials, and other state and federal agencies. Because the agencies do not fund individuals directly, coordination with outside entities is essential to the success of their programs. By structuring its operations this way, the State shares its risk and commits funds in correlation with local needs, local partners are able to concentrate specifically on their area of expertise and gradually expand to offering a further array of programs.

Finally, to enhance coordination between public and private housing and social service agencies, State agencies chief function is to distribute program funds to local providers that include units of local government, nonprofit and for-profit organizations, community-based organizations, private sector organizations, real estate developers and local lenders. The private housing and social service funds

available for priority needs may include loans or grant programs through private banks, for-profit or nonprofit organizations; this source of funding varies from year to year.

## Program Specific Requirements

### AP-90 Program Specific Requirements – 91.320(k)(1,2,3)

#### Introduction:

Program specific requirements as referenced in 24 CFR 91.320 (k)(1,2,3) are described below for the CDBG, HOME, and ESG programs.

For the CDBG Program, it is expected that the total amount of program income for PY 2018 and that has not yet been reprogrammed will be \$2,000,000, including program income collected by the state and program income retained by local subgrantees. The amount of CDBG urgent need activities is estimated to be \$3,500,000. The 85% of CDBG funds to benefit persons of low to moderate income includes PY 2018-2020.

#### Community Development Block Grant Program (CDBG) Reference 24 CFR 91.320(k)(1)

Projects planned with all CDBG funds expected to be available during the year are identified in the Projects Table. The following identifies program income that is available for use that is included in projects to be carried out.

1. The total amount of program income that will have been received before the start of the next program year and that has not yet been reprogrammed	2,000,000
2. The amount of proceeds from section 108 loan guarantees that will be used during the year to address the priority needs and specific objectives identified in the grantee's strategic plan.	0
3. The amount of surplus funds from urban renewal settlements	0
4. The amount of any grant funds returned to the line of credit for which the planned use has not been included in a prior statement or plan	0
5. The amount of income from float-funded activities	0
<b>Total Program Income:</b>	<b>2,000,000</b>

#### Other CDBG Requirements

1. The amount of urgent need activities	3,000,000
2. The estimated percentage of CDBG funds that will be used for activities that benefit persons of low and moderate income. Overall Benefit - A consecutive period of one, two or three years may be used to determine that a minimum overall benefit of 70% of CDBG funds is used to benefit persons of low and moderate income. Specify the years covered that include this Annual Action Plan.	85.00%

**HOME Investment Partnership Program (HOME)**  
**Reference 24 CFR 91.320(k)(2)**

1. A description of other forms of investment being used beyond those identified in Section 92.205 is as follows:

The State is not proposing to use any form of investment in its HOME Program that is not already listed as eligible for investment in 24 CFR §92.205(b).

2. A description of the guidelines that will be used for resale or recapture of HOME funds when used for homebuyer activities as required in 92.254, is as follows:

If the participating jurisdiction intends to use HOME funds for homebuyers, the guidelines for resale or recapture must be described as required in 24 CFR §92.254(a)(5). Recapture provisions are not applicable for HOME-assisted multifamily rental projects; in the case of default, sale, short sale, and/or foreclosure, the entire HOME investment must be repaid.

TDHCA has elected to utilize the recapture provision under 24 CFR §92.254(a)(5)(ii) as its primary method of recapturing HOME funds under any program the State administers that is subject to this provision. The following methods of recapture would be acceptable to TDHCA and will be identified in the note prior to closing.

A. Recapture the amount of the HOME investment reduced on a pro rata share based on the time the homeowner has owned and occupied the unit measured against the required affordability period.

The amount subject to recapture will be calculated by determining number of complete years that the affordability requirements were met regardless of any additional months, and deducting that number from the number of years in the affordability period. The total HOME subsidy will be divided by the number of years of the affordability period; the result will then be multiplied by the number of years resulting from the calculation above. The calculation would appear as follows:

$$(\text{Number of years in affordability period} - \text{Number of complete years affordability was met}) \times (\text{Total HOME subsidy} / \text{Number of years in affordability period}) = \text{Amount subject to recapture}$$

B. The recapture amount is subject to available net proceeds in the event of sale or foreclosure of the housing unit. In the event of sale or foreclosure of the housing unit, if the net proceeds (i.e., the sales price minus closing costs; any other necessary transaction costs; and loan repayment, other than HOME funds) are less than the HOME investment that is subject to recapture, then the Department will recapture the available amount of net proceeds. If there are no net proceeds from the sale, no repayment will be required of the homebuyer and the balance of the loan shall be forgiven. TDHCA will not recapture more than the amount available through net proceeds.

C. The household can sell the unit to any willing buyer at any price.

D. In the event that the ownership of assisted property is not transferred, and the assisted property is rented or leased, or otherwise ceases to be the principal residence of the initial household prior to the end of the affordability period, the entire HOME investment is subject to recapture.

E. In the event of sale to a subsequent low-income purchaser of a HOME-assisted homeownership unit, the low-income purchaser may assume the existing HOME loan and recapture obligation entered into by the original buyer if no additional HOME assistance is provided to the subsequent homebuyer. In cases in which the subsequent homebuyer needs HOME assistance in excess of the balance of the original HOME loan, the HOME subsidy (the direct subsidy as described in §92.254) to the original homebuyer must be recaptured. A separate HOME subsidy must be provided to the new homebuyer, and a new affordability period must be established based on that assistance to the buyer.

3. A description of the guidelines for resale or recapture that ensures the affordability of units acquired with HOME funds? See 24 CFR 92.254(a)(4) are as follows:

In certain limited instances, TDHCA may choose to utilize the resale provision at 24 CFR §92.254(a)(5)(i) under any activity the State administers that is otherwise subject to this provision. The following method of resale would be acceptable to TDHCA and will be identified in the note prior to closing:

A. Resale is defined as the continuation of the affordability period upon the sale or transfer, rental or lease, refinancing, or if the initial Household is no longer occupying the property as their Principal Residence.

B. Resale requirements must ensure that, if the housing does not continue to be the principal residence of the family for the duration of the period of affordability, the housing is made available for subsequent purchase at an affordable price to a reasonable range of low- or very low-income homebuyers that will use the property as their principal residence. Affordable to a reasonable range of low-income buyers is defined as targeting Households that have income between 70 and 80 percent of the area median family income and meet all program requirements.

C. The resale requirement must ensure that the price at resale provides the original HOME-assisted owner a fair return on investment. Fair return on investment is defined as the sum of down payment and closing costs paid from the initial seller's cash at purchase, closing costs paid by the seller at sale, the principal payments only made by the initial homebuyer in excess of the amount required by the loan, and any documented capital improvements in excess of \$500. Fair return on investment is paid to the seller at sale once mortgage lien debt with priority to the HOME funds is paid and all other conditions of the initial written agreement are met. In the event there are no funds for fair return, then fair return does not exist. In the event there are partial funds for fair return, then fair return shall remain in force.

D. The initial homebuyer's investment of down payment and closing costs divided by TDHCA's HOME

investment equals the percentage of appreciated value that shall be paid to the initial homebuyer. The balance of appreciated value shall be paid to TDHCA. If appreciated value is zero, or less than zero, then no appreciated value exists. The HOME loan balance will be transferred to the subsequent buyer and the affordability period will remain in effect. The period of affordability is based on the total amount of HOME funds invested in the housing.

E. In the event that a federal affordability period is required and the assisted property is rented or leased, or no member of the Household has it as the Principal Residence, the HOME investment must be repaid. In the event that a federal affordability period is required and the assisted property is sold or transferred in lieu of foreclosure to a qualified low income buyer at an affordable price, the HOME loan balance shall be transferred to the subsequent qualified buyer and the affordability period shall remain in force to the extent allowed by law.

4. Plans for using HOME funds to refinance existing debt secured by multifamily housing that is rehabilitated with HOME funds along with a description of the refinancing guidelines required that will be used under 24 CFR 92.206(b), are as follows:

TDHCA may use HOME funds to refinance existing debt secured by multifamily housing that is being rehabilitated with HOME funds as described in 24 CFR §92.206(b)(2). TDHCA shall use its underwriting and evaluation standards, site and development requirements, and application and submission requirements found in 10 TAC, Chapter 11 and 13, for refinanced properties in accordance with its administrative rules. TDHCA may allow for lower per-unit rehabilitation costs than those required in 10 TAC §11.101(b)(3), potentially allowing rehabilitation costs as low as \$1,000 per unit provided (1) those minimal rehabilitation costs can be supported in a Scope and Cost Review, (2) the request is in accordance with this plan, TDHCA's rules, and the applicable NOFA, and (3) TDHCA's Board agrees to waive the minimum rehabilitation costs in 10 TAC §11.101(b)(3). At a minimum, this requires the following:

1. That rehabilitation is the primary eligible activity for developments involving refinancing of existing debt by requiring that the HOME eligible rehabilitation costs – whether funded entirely or partially by TDHCA's HOME funds – are greater than the refinancing costs (i.e. payoff amount plus closing and title costs);
2. That a minimum funding level – minimal rehabilitation costs as described above, or the applicable per unit costs in 10 TAC §11.101(b)(3) – is set for rehabilitation on a per unit basis;
3. That a review of management practices is required to demonstrate that disinvestments in the property has not occurred;
4. That long-term needs of the project can be met;
5. That the financial feasibility of the development will be maintained over an extended affordability period;
6. That whether new investment is being made to maintain current affordable units and/or creates additional affordable units is stated;
7. That the required period of affordability is specified;

8. That the HOME funds may be used throughout the entire jurisdiction (except as TDHCA may be limited by the Texas Government Code) is specified; and
9. That HOME funds cannot be used to refinance multifamily loans made or insured by any Federal program, including CDBG, is stated.

**Discussion:**

For HOME, the State is not proposing to use any form of investment in its HOME Program that is not already listed as an eligible for investment in 24 CFR §92.205(b). As described above, TDHCA may use HOME funds to refinance existing debt secured by multifamily housing that is being rehabilitated as described in 24 CFR §92.206(b). TDHCA shall use its underwriting and evaluation standards, site and development requirements, and application and submission requirements found in 10 Texas Administrative Code, Chapters 11, and 13, for refinanced properties in accordance with its administrative rules. For any HOME funds utilized for homebuyer assistance or for rehabilitation of owner-occupied single family housing TDHCA utilizes HUDs homeownership limits for the area provided by HUD.

**Emergency Solutions Grant (ESG)  
Reference 91.320(k)(3)**

1. Include written standards for providing ESG assistance (may include as attachment)

ESG Written Standards are evaluated based on questions that are in the 2019 One Year Action Plan. These questions will be maintained for the 2020 program year, but re-evaluated in 2021.

2. If the Continuum of Care has established centralized or coordinated assessment system that meets HUD requirements, describe that centralized or coordinated assessment system.

Each of the 11 CoCs in Texas has a different centralized or coordinated assessment system. TDHCA ensures that its Subrecipients participate in the local CoC's coordinated assessment. Applicants for ESG funding are required to certify their participation in the CoC centralized or coordinated assessment system. ESG Subrecipients are required to use this process per 24 CFR §576.400(d), with an exception for victim service providers. ESG Subrecipients are also required to certify that they have written standards that are consistent with the CoC's screening, assessment and referral of ESG program participants, or to certify that the Subrecipient is a victim services provider and not required to participate in coordinated assessment/entry.

3. Identify the process for making sub-awards and describe how the ESG allocation available to private nonprofit organizations (including community and faith-based organizations).

In the competitive process with TDHCA, applications are selected based on: Program Description and Capacity; Proposed Performance; Proposed Budget and Match; CoC Participation and



Coordination; and Contract History of Subrecipients in ESG Expenditure and Reporting. The allocation amounts available in each CoC region are established by formula.

For the competitive process, TDHCA will release a NOFA in anticipation of the State's receipt of ESG funding. The NOFA will award ESG 2020 funds. Eligible applicant organizations include Units of General Purpose Local Government, including cities, counties and metropolitan cities; and a consolidation of units of general purpose local governments, like a Council of Governments. Other instrumentalities of a city or county, like a Local Mental Health Authority, may be eligible and should seek guidance from TDHCA to determine their eligibility for application. Governmental organizations such as Public Housing Authorities (PHAs) and housing finance agencies are not eligible subrecipients and applications from such agencies would not be awarded ESG funds. Eligible applicants also include private nonprofit organizations that are secular or religious organizations exempt from taxation under Section 501(c) of the Internal Revenue Code of 1986, have an acceptable accounting system and a voluntary board, and practice non-discrimination in the provision of assistance. Faith-based organizations receiving ESG funds, like all organizations receiving HUD funds, must serve all eligible beneficiaries without regard to religion.

4. If the jurisdiction is unable to meet the homeless participation requirement in 24 CFR 576.405(a), the jurisdiction must specify its plan for reaching out to and consulting with homeless or formerly homeless individuals in considering policies and funding decisions regarding facilities and services funded under ESG.

As a State recipient, TDHCA is not required to provide for the participation of a homeless individual or formerly homeless individual on the board of directors or other equivalent policy-making entity. However, TDHCA may prioritize funding for Subrecipients by allocating points if they have participation of homeless or formerly homeless individuals in their programs.

5. Describe performance standards for evaluating ESG.

TDHCA has transitioned from evaluating performance based on whole numbers of persons or households served to percentages of persons or households served who achieve particular outcomes.

Subrecipients providing street outreach will be required to meet contractual performance targets for the percentage of assisted persons placed in temporary or transitional housing.

Subrecipients providing emergency shelter and transitional shelter will be required to meet contractual performance targets for the provision of essential services and the percentage of assisted persons who will exit to temporary, transitional housing destinations or permanent housing destinations.

Subrecipients providing homelessness prevention and rapid re-housing assistance will be required to meet contractual performance targets for the percentage of assisted persons receiving higher

income at exit than at entry, the percentage of persons who will exit to permanent housing destinations and, the percentage of persons who will maintain housing three months or more as a result of receiving ESG assistance.

**Discussion:**

The State is not proposing to use any form of investment in its NHTF Program that is not already listed as an eligible for investment in 24 CFR §93.201(b). As described above, TDHCA may use NHTF funds to refinance existing debt secured by multifamily housing that is being rehabilitated as described in 24 CFR §93.201. TDHCA will use its underwriting and evaluation standards, site and development requirements, and application and submission requirements found in 10 Texas Administrative Code, Chapters 10, 11, and 13, for refinanced properties in accordance with its administrative rules.

**Housing Trust Fund (HTF)  
Reference 24 CFR 91.320(k)(5)**

1. How will the grantee distribute its HTF funds? Select all that apply:

- Applications submitted by eligible recipients
- Subgrantees that are HUD-CPD entitlement grantees

2. If distributing HTF funds through grants to subgrantees, describe the method for distributing HTF funds through grants to subgrantees and how those funds will be made available to state agencies and/or units of general local government. If not distributing funds through grants to subgrantees, enter "N/A".

N/A

3. If distributing HTF funds by selecting applications submitted by eligible recipients,

a. Describe the eligibility requirements for recipients of HTF funds (as defined in 24 CFR § 93.2). If not distributing funds by selecting applications submitted by eligible recipients, enter "N/A".

Selection criteria typically only applies when funds are oversubscribed; in cases where the application is layered with 9% Housing Tax Credits, for instance, scoring in 10 TAC §11.9 would be applicable. To the extent that two or more applications for NHTF have the same received by date and the funds are oversubscribed, the scoring criteria listed in the attached 2020 Multifamily Direct Loan Rule (10 TAC Chapter 13), will apply.

If applications for NHTF are not combined with 9% HTC or do not need to be prioritized in a regional allocation formula, they will be prioritized based on the Application Acceptance Date and reviewed to ensure they meet the Department's threshold criteria, which takes into account all of the selection criteria in 24 CFR §91.320(k)(5)(i).

The Texas Department of Housing and Community Affairs' Multifamily Division awards or allocates more than \$1 billion annually of debt and equity in an efficient and compliant manner. Our processes for Application selection are comprehensive, and assure that the resulting Developments meet the highest standards for financial feasibility and long-term stability. Our Compliance Monitoring Division assures that all properties meet these standards for the duration of their affordability period, and is frequently cited as one of the best Compliance divisions nationally. Our threshold requirements for site selection assure that projects will be located in safe communities with ample opportunity for residents, and our stringent underwriting requirements assure they will be viable throughout the affordability period.

There is a well-developed set of requirements within the Texas Administrative Code that have the force of law. The Uniform Multifamily Rules, Qualified Allocation Plan, and Multifamily Direct Loan Rule are all updated annually through an extensive public input process. Additionally, the QAP is approved annually by the Governor. All of the selection criteria described in §91.320(k)(5)(i) are met by some portion of our rules, although they will not all be contained in a single section dedicated to NHTF. We endeavor to hold all Applications for multifamily funds to the same strict standards through the application of consistent requirements across all fund sources.

All Applications for NHTF funds must meet threshold criteria in 10 TAC Chapter 11, Subchapters A through D, and the Multifamily Direct Loan Rule, which address Definitions, Site and Development requirements, Applicant and Application requirements, and loan structure and underwriting requirements. Without meeting all of the applicable criteria in rules, the Application will not be successful. Therefore, the selection criteria applied to NHTF Applications will be met by passing multiple review points – threshold state and federal program reviews, underwriting reviews, and compliance/previous participation reviews – that confirm these rules are being met.

b. Describe the grantee's application requirements for eligible recipients to apply for HTF funds. If not distributing funds by selecting applications submitted by eligible recipients, enter "N/A".

Texas' application requirements can be found in 10 TAC Chapter 11, Subchapter C: Application Submission Requirements, Ineligibility Criteria, Board Decisions and Waiver of Rules; as well as 10 TAC Chapter 13 (Multifamily Direct Loan Rule). See attached Rules.

c. Describe the selection criteria that the grantee will use to select applications submitted by eligible recipients. If not distributing funds by selecting applications submitted by eligible recipients, enter "N/A".

Selection criteria typically only applies when funds are oversubscribed; in cases where the application is layered with 9% Housing Tax Credits, for instance, scoring in 10 TAC §11.9 would be applicable. To the extent that two or more applications for NHTF have the same received by date and the funds are oversubscribed, the scoring criteria listed in the attached 2020 Multifamily Direct Loan Rule (10 TAC Chapter 13), will apply.

If applications for NHTF are not combined with 9% HTC or do not need to be prioritized in a regional allocation formula, they will be prioritized based on the Application Acceptance Date and reviewed to ensure they meet the Department's threshold criteria, which takes into account all of the selection criteria in 24 CFR §91.320(k)(5)(i).

The Texas Department of Housing and Community Affairs' Multifamily Division awards or allocates more than \$1 billion annually of debt and equity in an efficient and compliant manner. Our processes for Application selection are comprehensive, and assure that the resulting Developments meet the highest standards for financial feasibility and long-term stability. Our Compliance Monitoring Division assures that all properties meet these standards for the duration of their affordability period, and is frequently cited as one of the best Compliance divisions nationally. Our threshold requirements for site selection assure that projects will be located in safe communities with ample opportunity for residents, and our stringent underwriting requirements assure they will be viable throughout the affordability period.

There is a well-developed set of requirements within the Texas Administrative Code that have the force of law. The Uniform Multifamily Rules, Qualified Allocation Plan, and Multifamily Direct Loan Rule are all updated annually through an extensive public input process. Additionally, the QAP is approved annually by the Governor. All of the selection criteria described in §91.320(k)(5)(i) are met by some portion of our rules, although they will not all be contained in a single section dedicated to NHTF. We endeavor to hold all Applications for multifamily funds to the same strict standards through the application of consistent requirements across all fund sources.

All Applications for NHTF funds must meet threshold criteria in 10 TAC Chapter 11, Subchapters A through D, and the Multifamily Direct Loan Rule, which address Definitions, Site and Development requirements, Applicant and Application requirements, and loan structure and underwriting requirements. Without meeting all of the applicable criteria in rules, the Application will not be successful. Therefore, the selection criteria applied to NHTF Applications will be met by passing multiple review points – threshold state and federal program reviews, underwriting reviews, and compliance/previous participation reviews – that confirm these rules are being met.

d. Describe the grantee's required priority for funding based on geographic diversity (as defined by the grantee in the consolidated plan). If not distributing funds by selecting applications submitted by eligible recipients, enter "N/A".

As described in SP-10 Geographic Priorities the Texas NHTF will distribute NHTF funds through a competitive NOFA process. As reflected in 10 TAC §13.4(b) the funds will initially be available

geographically, based on the proportion of Extremely Low Income Renter households to the total population of Renter Households in each of thirteen State Service Regions. A minimum will be calculated for each region as a ratio of the available allocation divided by thirteen, and available competitively within each region for at least the first 30 days after a NOFA is published prior to being collapsed into a statewide competition.

Thereafter, consideration of geographic diversity will not be a factor in evaluating applications. Please see attached Multifamily Direct Loan Rule for text of 10 TAC §13.4(b). Also attached are estimated Regional Allocation amounts based on the 2018 and 2019 NHTF Allocation as well as a map of the Uniform State Service Regions.

e. Describe the grantee's required priority for funding based on the applicant's ability to obligate HTF funds and undertake eligible activities in a timely manner. If not distributing funds by selecting applications submitted by eligible recipients, enter "N/A".

Applicants must provide evidence of their experience in developing and managing multifamily developments as required under 10 TAC §11.204(6) if layered with other fund sources, or 10 TAC §13.5(d)(1) if MFDL only. Both 10 TAC §11.204(6) or 10 TAC §13.5(d)(1) are mentioned in the table HTF Funding Priorities Question 3a.

Application criteria including readiness to proceed as evidenced by site control, appropriate zoning, architectural plans, and evidence of financing will be considered.

Furthermore, 10 TAC §13.11(b)(3) through (4) states:

"(3) After a Development receives environmental clearance (if applicable), the Department will draft a Contract to be emailed to the Direct Loan awardee. Direct Loan awardees must execute and return a Contract to the Department within 30 calendar days after receipt of the Contract.

(4) Loan closing must occur and construction must begin on or before the date described in the Contract. If construction has not commenced within 12 months of the Contract Effective Date, the award may be terminated."

Execution of a Contract fulfills the Commitment definition in 24 CFR §93.2 in that the Contract is the "legally binding written agreement (that includes the date of the signature of each person signing the agreement) with an eligible recipient for a project that meets the definition of 'commit to a specific local project.'" Additionally, 10 TAC §13.11(b)(10) states: "Termination of the Direct Loan award and repayment of all disbursed funds will be required for any Development that is not completed within four years of the effective date of a Direct Loan Contract." Finally, the Department may impose a two year ban on applying for MFDL for any applicant that fails to meet commitment and/or expenditure requirements in accordance with 10 TAC §13.11(a), which states: "Direct Loan awardees must satisfactorily complete the following Post-Award Requirements after the Board approval date. If a Direct

Loan award is declined by the Direct Loan awardee and returned after Board approval, or if the Direct Loan awardee or affiliates fail to timely enter into the Contract, close the loan, begin and complete construction, or leave a portion of the Direct Loan award unexpended, penalties may apply under 10 TAC §11.9(f)(relating to Competitive HTC Selection Criteria), and/or the Department may prohibit the Applicant and all Affiliates from applying for MFDL funds for a period of two years.” See attachments for full text of referenced TDHCA 10 TAC rules.

f. Describe the grantee’s required priority for funding based on the extent to which the rental project has Federal, State, or local project-based rental assistance so that rents are affordable to extremely low-income families. If not distributing funds by selecting applications submitted by eligible recipients, enter “N/A”.

Of highest priority in the evaluation of applications will be the creation of new units serving ELI households that would not otherwise exist. While the availability of project-based rental assistance will be considered, only applications that demonstrate the ability to meet Underwriting requirements will be funded.

The State of Texas will consider project based rental assistance to the extent that the existence of it allows or the lack of it does not allow an application to meet TDHCA’s underwriting requirements. A development that would otherwise be characterized as infeasible may be deemed feasible if the following criteria, as described in 10 TAC §11.302(i)(6)(B) are applicable. See attached text of 10 TAC §11.302(i)(6)(B).

For Applications layered with 9% credits, leveraging is a scoring item under 10 TAC §11.9(e)(4). See attached text of 10 TAC §11.9(e)(4):

If an application is not layered with 9% credits, it must have other sources of funding, such as project based vouchers, in order to be viable over the affordability period.

10 TAC §13.8 from the Multifamily Direct Loan Rule and 10 TAC §§11.301 through .306 of the Uniform Multifamily Rule will comprise TDHCA’s underwriting requirements.

g. Describe the grantee’s required priority for funding based on the financial feasibility of the project beyond the required 30-year period. If not distributing funds by selecting applications submitted by eligible recipients, enter “N/A”.

No priority for funding based on the feasibility of the project beyond the required 30-year period will be given except in instances where a first-lien loan ahead of an NHTF loan or grant has a term greater than 30 years that would result in the NHTF loan or grant having a term greater than 30 years. Texas Government Code §2306.185(c) further limits the length of the affordability period that the State can impose, stating: “The department shall require that a recipient of funding maintains the affordability of

the multifamily housing development for households of extremely low, very low, low, and moderate incomes for the greater of a 30-year period from the date the recipient takes legal possession of the housing or the remaining term of the existing federal government assistance. In addition, the agreement between the department and the recipient shall require the renewal of rental subsidies if available and if the subsidies are sufficient to maintain the economic viability of the multifamily development." In other words, unless an FHA-insured loan or similar type of federal government-insured loan with a term greater than 30 years is part of the financing, the longest NHTF affordability period that the State will impose is 30 years.

h. Describe the grantee's required priority for funding based on the merits of the application in meeting the priority housing needs of the grantee (such as housing that is accessible to transit or employment centers, housing that includes green building and sustainable development features, or housing that serves special needs populations). If not distributing funds by selecting applications submitted by eligible recipients, enter "N/A".

The State of Texas will prioritize HTF funding for the needs of ELI households in accordance with its Analysis of Impediments (AI) and high opportunity measures of the QAP. Goal No. 1 of the AI states: "Create greater mobility and improve housing opportunities for low income households and members of protected classes."

Threshold requirements for all multifamily projects are found in 10 TAC Chapter 11 Subchapter B, which include criteria such as Mandatory Development Amenities, Common Amenities, Unit Requirements, Tenant Supportive Services requirements, and Development Accessibility Requirements. 10 TAC Chapter 11 Subchapter B also includes threshold requirements such as Undesirable Site Features and Undesirable Neighborhood Characteristics. Additionally, Applications layered with 9% Tax Credits are scored on proximity to desirable community features, as are Direct Loan Applications if the fund source or set-aside is over-subscribed.

NHTF applicants are allowed to claim points as detailed in §13.6(a) of the Multifamily Direct Loan Rule and under 10 TAC §11.9(c)(4) related to the Opportunity Index. See attached text of the Multifamily Direct Loan Rule 10 TAC §11.9(c)(4).

i. Describe the grantee's required priority for funding based on the extent to which the application makes use of non-federal funding sources. If not distributing funds by selecting applications submitted by eligible recipients, enter "N/A".

It is anticipated that Applications for NHTF will require multiple funding sources in order to meet threshold feasibility requirements. While the State plans on providing NHTF funds as deferred forgivable loans or similarly soft repayment loans, other sources will be required to meet both development and operating needs. Additionally, if NHTF is oversubscribed, the amount of subsidy per unit is a scoring factor as described in 10 TAC §13.6(4), thereby requiring less NHTF funding. See the attached 2018 Multifamily Direct Loan Rule for text of 10 TAC §13.6(4).

Without other fund sources, this range of subsidy level will not be possible, so other funding sources – whether owner equity if NHTF is the only source of Department funding or, more likely, Housing Tax Credits since NHTF works best as gap financing – are required. Finally, although not federally required, 10 TAC §11.204(7)(E) discusses documentation requirements for HOME Match funds of requested Direct Loan funds. See attached Rules for text of 10 TAC §11.204(7).

Applications layered with 9% Housing Tax Credits will be subject to scoring in 10 TAC §11.9(e)(4) - Leveraging of Private, State, and Federal Resources - which states:

(A) An Application may qualify to receive up to three (3) points if at least 5% of the total Units are restricted to serve households at or below 30% of AMGI (restrictions elected under other point items may count) and the Housing Tax Credit funding request for the proposed Development meet one of the levels described in clauses (i) - (iv) of this subparagraph: (i) the Development leverages CDBG Disaster Recovery, HOPE VI, RAD, or Choice Neighborhoods funding and the Housing Tax Credit Funding Request is less than 9% of the Total Housing Development Cost (3 points). The Application must include a commitment of such funding; or

(ii) If the Housing Tax Credit funding request is less than seven 9% of the Total Housing Development Cost (3 points); or

(iii) If the Housing Tax Credit funding request is less than eight 10% of the Total Housing Development Cost (2 points); or

(iv) If the Housing Tax Credit funding request is less than nine 11% of the Total Housing Development Cost (1 point).

(B) The calculation of the percentages stated in subparagraph (A) of this paragraph will be based strictly on the figures listed in the Funding Request and Development Cost Schedule. Should staff issue an Administrative Deficiency that requires a change in either form, then the calculation will be performed again and the score adjusted, as necessary. However, points may not increase based on changes to the Application. In order to be eligible for points, no more than 50% of the Developer Fee can be deferred. Where costs or financing change after completion of underwriting or award (whichever occurs later), the points attributed to an Application under this scoring item will not be reassessed unless there is clear evidence that the information in the Application was intentionally misleading or incorrect.

4. Does the grantee's application require the applicant to include a description of the eligible activities to be conducted with HTF funds? If not distributing funds by selecting applications submitted by eligible recipients, select "N/A".

Yes



5. Does the grantee's application require that each eligible recipient certify that housing units assisted with HTF funds will comply with HTF requirements? If not distributing funds by selecting applications submitted by eligible recipients, select "N/A".

Yes

**6. Performance Goals and Benchmarks.** The grantee has met the requirement to provide for performance goals and benchmarks against which the grantee will measure its progress, consistent with the grantee's goals established under 24 CFR 91.315(b)(2), by including HTF in its housing goals in the housing table on the SP-45 Goals and AP-20 Annual Goals and Objectives screens.

Yes

**7. Maximum Per-unit Development Subsidy Amount for Housing Assisted with HTF Funds.** Enter or attach the grantee's maximum per-unit development subsidy limits for housing assisted with HTF funds.

The limits must be adjusted for the number of bedrooms and the geographic location of the project. The limits must also be reasonable and based on actual costs of developing non-luxury housing in the area.

If the grantee will use existing limits developed for other federal programs such as the Low Income Housing Tax Credit (LIHTC) per unit cost limits, HOME's maximum per-unit subsidy amounts, and/or Public Housing Development Cost Limits (TDCs), it must include a description of how the HTF maximum per-unit development subsidy limits were established or a description of how existing limits developed for another program and being adopted for HTF meet the HTF requirements specified above.

TDHCA adopted the Section 234 Condominium Housing Basic Mortgage Limits (Section 234 Condo Limits) published by HUD, subject to the High Cost Adjustment as allowed for all jurisdictions in Fort Worth HUB, for 2020 PY awards made through the Multifamily 2020 NOFA. While TDHCA does not make any FHA-insured loans, the department has adopted the per unit limits for substantial rehab for our Direct Loans (HOME, NHTF, TCAP RF, NSP1 PI) for 2020. The attached limits do not vary based on geographic location in Texas since the limits were approved by HUD for use throughout the state. They will be used statewide for ease of use both for applicants and TDHCA staff.

Additional limits may apply if the NHTF funds are used in conjunction with other affordable housing programs. Also, these subsidy limits may be subject to stricter limits in NOFAs.

See the attached justification as to why the State will not establish separate maximum limitations on the total amount of NHTF.

exempt from 5 U.S.C. 552a(c)(3) and (4); (d); (e)(1), (e)(2), (e)(3), (e)(4)(G), (e)(4)(H), (e)(4)(I), (e)(5), and (e)(8); (f); and (g). Pursuant to 5 U.S.C. 552a(k)(1) and (k)(2), this system is exempt from the following provisions of the Privacy Act, subject to the limitations set forth in those subsections: 5 U.S.C. 552a(c)(3); (d); (e)(1), (e)(4)(G), (e)(4)(H), (e)(4)(I); and (f).

**HISTORY:**

79 FR 64815 (October 31, 2014); 76 FR 39245 (July 6, 2011); 76 FR 27847 (May 13, 2011); 73 FR 64961 (October 31, 2008).

**Jonathan R. Cantor,**

*Acting Chief Privacy Officer, Department of Homeland Security.*

[FR Doc. 2019-09597 Filed 5-8-19; 8:45 am]

**BILLING CODE 9110-04-P**

**DEPARTMENT OF HOUSING AND URBAN DEVELOPMENT**

[Docket No. FR-6154-N-01]

**Annual Indexing of Basic Statutory Mortgage Limits for Multifamily Housing Programs**

**AGENCY:** Office of the Assistant Secretary for Housing—Federal Housing Commissioner, HUD.

**ACTION:** Notice.

**SUMMARY:** In accordance with the National Housing Act, HUD has adjusted the Basic Statutory Mortgage Limits for Multifamily Housing Programs for Calendar Year 2019.

**DATES:** January 1, 2019.

**FOR FURTHER INFORMATION CONTACT:** Patricia M. Burke, Acting Director, Office of Multifamily Development, Department of Housing and Urban Development, 451 Seventh Street SW, Washington, DC 20410-8000, telephone (202) 402-5693 (this is not a toll-free number). Hearing or speech-impaired individuals may access this number through TTY by calling the toll-free Federal Information Relay Service at (800) 877-8339.

**SUPPLEMENTARY INFORMATION:** The FHA Down Payment Simplification Act of 2002 (Pub. L. 107-326, approved December 4, 2002) amended the National Housing Act by adding a new Section 206A (12 U.S.C. 1712a). Under Section 206A, the following

- I. Section 207(c)(3)(A) (12 U.S.C. 1713(c)(3)(A));
- II. Section 213(b)(2)(A) (12 U.S.C. 1715e(b)(2)(A));
- III. Section 220(d)(3)(B)(iii)(I) (12 U.S.C. 1715k(d)(3)(B)(iii)(I));

- IV. Section 221(d)(4)(ii)(I) (12 U.S.C. 1715l(d)(4)(ii)(I));
- V. Section 231(c)(2)(A) (12 U.S.C. 1715v(c)(2)(A)); and
- VI. Section 234(e)(3)(A) (12 U.S.C. 1715y(e)(3)(A)).

The Dollar Amounts in these sections are the base per unit statutory limits for FHA's multifamily mortgage programs collectively referred to as the 'Dollar Amounts.' They are adjusted annually (commencing in 2004) on the effective date of the Consumer Financial Protection Bureau's (CFPB's) adjustment of the \$400 figure in the Home Ownership and Equity Protection Act of 1994 (HOEPA) (Pub. L. 103-325, approved September 23, 1994). The adjustment of the Dollar Amounts shall be calculated using the percentage change in the Consumer Price Index for All Urban Consumers (CPI-U) as applied by the CFPB for purposes of the above-described HOEPA adjustment.

The percentage change in the CPI-U used for the HOEPA adjustment is 1.9 percent and the effective date of the HOEPA adjustment is January 1, 2019. The Dollar Amounts under Section 206A have been adjusted correspondingly and have an effective date of January 1, 2019.

The adjusted Dollar Amounts for Calendar Year 2019 are shown below:

**Basic Statutory Mortgage Limits for Calendar Year 2019**

*Multifamily Loan Program*

**Section 207—Multifamily Housing**

**Section 207 Pursuant to Section 223(f)—Purchase or Refinance Housing**

**Section 220—Housing in Urban Renewal Areas**

Bedrooms	Non-elevator	Elevator
0 .....	\$53,658	\$62,587
1 .....	59,440	69,349
2 .....	71,000	85,035
3 .....	87,513	106,502
4+ .....	99,074	120,424

**Section 213—Cooperatives**

Bedrooms	Non-elevator	Elevator
0 .....	\$58,151	\$61,918
1 .....	67,050	70,151
2 .....	80,864	85,304
3 .....	103,507	110,357
4+ .....	115,314	121,141

**Section 234—Condominium Housing**

Bedrooms	Non-elevator	Elevator
0 .....	\$59,338	\$62,445
1 .....	68,418	71,584
2 .....	82,514	87,047

Bedrooms	Non-elevator	Elevator
3 .....	105,621	112,611
4+ .....	117,666	123,611

**Section 221(d)(4)—Moderate Income Housing**

Bedrooms	Non-elevator	Elevator
0 .....	\$53,400	\$57,684
1 .....	60,619	66,129
2 .....	73,274	80,413
3 .....	91,970	104,026
4+ .....	103,924	114,191

**Section 231—Housing for the Elderly**

Bedrooms	Non-elevator	Elevator
0 .....	\$50,770	\$57,684
1 .....	56,758	66,129
2 .....	67,778	80,413
3 .....	81,567	104,026
4+ .....	95,896	114,191

**Section 207—Manufactured Home Parks Per Space—\$24,634**

**Per Unit Limit for Substantial Rehabilitation for Calendar Year 2019**

The 2016 Multifamily Accelerated Processing (MAP) Guide established a base amount of \$15,000 per unit to define substantial rehabilitation for FHA insured loan programs. Section 5.1.D.2 of the MAP guide requires that this base amount be adjusted periodically based on the percentage change published by the CFPB or other inflation cost index published by HUD. Applying the HOEPA adjustment the base amount, the 2019 base amount per dwelling unit to determine substantial rehabilitation for FHA insured loan programs is \$15,933.

**Environmental Impact**

This issuance establishes mortgage and cost limits that do not constitute a development decision affecting the physical condition of specific project areas or building sites. Accordingly, under 24 CFR 50.19(c)(6), this notice is categorically excluded from environmental review under the National Environmental Policy Act of 1969 (42 U.S.C. 4321).

Dated: May 2, 2019.

**John Garvin,**

*General Deputy Assistant Secretary for Housing.*

[FR Doc. 2019-09567 Filed 5-8-19; 8:45 am]

**BILLING CODE 4210-07-P**

<b>234 Condo Limit (240% High Cost Adjustment as allowed for all jurisdictions in Fort Worth HUB)</b>					
	Bedrooms	Non-elevator	Elevator	Non-elevator x 240%	Elevator x 240%
Effective and published in 5/9/19 Fed. Reg.	0	\$ 59,338	\$ 62,445	\$ 142,411	\$ 149,868
	1	\$ 68,418	\$ 71,584	\$ 164,203	\$ 171,802
	2	\$ 82,514	\$ 87,047	\$ 198,034	\$ 208,913
	3	\$ 105,621	\$ 112,611	\$ 253,490	\$ 270,266
	4	\$ 117,666	\$ 123,611	\$ 282,398	\$ 296,666

The Maximum Rehabilitation Per Unit Subsidy Limit is \$38,717 for Applications proposing rehabilitation.



U.S. DEPARTMENT OF HOUSING AND URBAN DEVELOPMENT  
WASHINGTON, DC 20410-8000

OFFICE OF HOUSING

MORTGAGEE LETTER 2019-08  
Date: May 20, 2019

TO: ALL FHA APPROVED MULTIFAMILY MORTGAGEES

SUBJECT: Annual Revisions to Base City High Cost Percentage, High Cost Area and  
Per Unit Substantial Rehabilitation Threshold for 2019

Maximum mortgage amounts were revised by the Consolidated Appropriations Act, 2008 (Public Law 110-161, approved December 26, 2007) (FY 2008 Appropriations Act). Section 221 of the General Provisions of Title II of Division K of the FY 2008 Appropriations Act revises the statutory exceptions to maximum mortgage amounts for the FHA Multifamily Housing Programs, listed in Section 221 of the FY 2008 Appropriations Act, by (1) substituting 170 percent for the 140 percent exception of any geographical area, and (2) substituting 215 percent for 170 percent as the maximum exception allowed for a specific project. Accordingly, the statutory revision allows the Secretary to grant exceptions to maximum mortgage limits for certain Multifamily Housing Programs by (1) up to 170 percent, (equivalent to a 270 percent multiplier) in geographical areas where cost levels so require or (2) up to 170 percent, or 215 percent in High Cost Areas, (equivalent to a 315 percent multiplier) where necessary on a project-by-project basis.

The law does not determine which areas are to be considered "High Cost Areas." Accordingly, the Office of Multifamily Production has developed a list of High Cost Areas for 2019. The threshold for a High Cost Area has been set for all areas (Special Limit Areas excepted) with a "calculated" High Cost Percentage (HCP) of 309.6 or greater, but because of the statutory cap of 170 percent or 270 multiplier, some localities have a higher HCP but still have the 270 multiplier.

The attached designated Annual Base City High Cost Percentages and High Cost Areas are effective January 1, 2019, for FHA multifamily mortgage insurance Firm Commitment applications and for amendments which have not been initially endorsed. The area multiplier is to be used for all localities in the state if only one city has been named in any state. If multiple cities are named in any state, use the multiplier for the city closest to the location of the city named in this Mortgagee Letter.

**PER UNIT LIMIT FOR SUBSTANTIAL REHABILITATION FOR CALENDAR YEAR 2019**

The 2016 Multifamily Accelerated Processing (MAP) Guide established a base amount of \$15,000 per unit to define substantial rehabilitation for FHA insured loan programs. Section 5.1.D.2 of the MAP guide requires that this base amount be adjusted periodically based on the percentage change published by the Consumer Financial Protection Bureau or other

inflation cost index published by HUD. Accordingly, the 2019 base amount per dwelling unit to determine substantial rehabilitation for FHA insured loan programs of \$15,933 has been calculated based on the CPI-U of 1.9 percent increase applied to the previous year's base amount.

SPECIAL LIMIT AREAS

Guam, the U.S. Virgin Islands, and the states of Alaska and Hawaii are Special Limit areas. Care should be taken to ensure that the appropriate limits are used for corresponding programs. The HCP for Special Limit Areas is 405 percent.

PAPERWORK REDUCTION ACT

There are no information collection requirements in this Mortgagee Letter, and therefore the Paperwork Reduction Act of 1995 (44 U.S.C. 3501-3520) does not apply. In accordance with the Paperwork Reduction Act, an agency may not conduct or sponsor, and a person is not required to respond to, a collection of information unless the collection displays a currently valid OMB control number.

Attachment

---

Brian D. Montgomery  
Assistant Secretary for Housing – Federal Housing  
Commissioner

Attachment

FHA MULTIFAMILY STATUTORY MORTGAGE PROGRAMS BASE PERCENTAGES FOR HIGH COST AREAS – EFFECTIVE JANUARY 2019					
Atlanta GA Southeast Regional Office	270%	Ft. Worth TX Southwest Regional Office	243%	San Francisco CA Western Regional Office	270%
Birmingham AL	245%	Dallas TX	247%	Los Angeles CA	270%
Jacksonville FL*	267%	Houston TX	238%	Sacramento CA	270%
Key West FL	270%	Lubbock TX	225%	San Diego CA	270%
Miami FL	270%	San Antonio TX	209%	Santa Ana CA	270%
Tampa FL	270%	Little Rock AR	232%	Anchorage AK**	405%
Louisville KY	269%	Des Moines IA	270%	Guam**	405%
Jackson MS	237%	Topeka KS	258%	Phoenix AZ	270%
Greensboro NC	262%	New Orleans LA	239%	Denver CO*	270%
San Juan PR	270%	Shreveport LA	235%	Boise ID	270%
Columbia SC	262%	Kansas City MO*	270%	Honolulu HI**	405%
Knoxville TN	241%	St. Louis MO	270%	Helena MT	270%
Memphis TN	240%	Omaha NE	252%	Fargo ND	270%
Nashville TN	248%	Albuquerque NM	264%	Las Vegas NV	270%
US Virgin Islands**	405%	Oklahoma City OK	255%	Portland OR	270%
		Tulsa OK	241%	Sioux Falls SD	257%
				Salt Lake City UT	270%
				Seattle WA	270%
				Spokane WA	270%
				Casper WY	270%
Chicago IL Midwest Regional Office	270%	New York NY Northeast Regional Office	270%		
Springfield IL	270%	Albany NY	270%		
Indianapolis IN	270%	Buffalo NY	270%		
Detroit MI*	270%	Hartford CT	270%		
Grand Rapids MI	270%	Washington DC	270%		
Minneapolis MN*	270%	Wilmington DE	270%		
Cincinnati OH	269%	Boston MA*	270%		
Cleveland OH	270%	Bangor ME	270%		
Columbus OH	270%	Baltimore MD*	270%		
Milwaukee WI	270%	Manchester NH	270%		
		Camden NJ	270%		
		Newark NJ	270%		
		Philadelphia PA	270%		
		Pittsburg PA	270%		
		Providence RI	270%		
		Richmond VA	270%		
		Burlington VT	270%		
		Charleston WV	270%		

Satellite Office - \*

Special Limit- \*\*

Note: Offices with a "calculated" HCP of 309.96 (before the statutory cap of 270) or higher are designated "High Cost Areas" and are shaded.

**8. Rehabilitation Standards.** The grantee must establish rehabilitation standards for all HTF-assisted housing rehabilitation activities that set forth the requirements that the housing must meet upon project completion. The grantee's description of its standards must be in sufficient detail to determine the required rehabilitation work including methods and materials. The standards may refer to applicable codes or they may establish requirements that exceed the minimum requirements of the codes. The grantee must attach its rehabilitation standards below.

In addition, the rehabilitation standards must address each of the following: health and safety; major systems; lead-based paint; accessibility; disaster mitigation (where relevant); state and local codes, ordinances, and zoning requirements; Uniform Physical Condition Standards; and Capital Needs Assessments (if applicable).

TDHCA plans to have a separate 30-day comment period for its rehabilitation standards for NHTF. If the Board does not approve the draft NHTF rehabilitation standards for public comment, then the final version of this Consolidated Plan that is anticipated to be sent to HUD in July will remove all references to rehabilitation using NHTF funds.

2020 Program Year  
TDHCA | Multifamily Finance Division  
Multifamily Direct Loan Program

# 2020 National Housing Trust Fund (NHTF) Multifamily Minimum Rehabilitation Standards

2020 NHTF MINIMUM REHABILITATION STANDARDS

PAGE 1



## **IMPORTANT NOTICE REGARDING THESE STANDARDS**

**TDHCA encourages the reproduction and distribution of this document to all relevant parties participating in Rehabilitation; including but not limited to, staff, general contractors, and subcontractors. If not distributed, at a minimum, all parties with the ability to exercise control over the Development must be informed and so acknowledge compliance with all applicable construction requirements, building codes, necessary materials, accessibility standards, installation methods, etc., regardless of whether expressly stated herein. As such, these Standards must be included in all construction and maintenance documents by reference. Moreover, specific sections may be expressly required in, or the Standards in their entirety, may be required to be attached to particular documents, as determined by the Department.**

**Moreover, it is important to remember these Standards serve as a starting point for eligible NHTF-assisted Multifamily Rehabilitation activities. Additional project requirements, rules, and regulations WILL APPLY and may be more detailed in Program Documents. IT IS THE RESPONSIBILITY OF THE DEVELOPMENT OWNER/BORROWER TO ENSURE COMPLIANCE WITH ANY AND ALL APPLICABLE PROGRAM REQUIREMENTS, RULES, AND REGULATIONS THAT MAY BE REQUIRED IN ADDITION TO THE MINIMUM CONDITIONS PROVIDED IN THESE STANDARDS.**

## Table of Contents

<b>I.</b>	<b>Introduction</b>	<b>4</b>
<b>II.</b>	<b>Definitions</b>	<b>5</b>
<b>III.</b>	<b>Minimum Standards for Major Systems (24 CFR §93.301(b)(ii))</b>	<b>6</b>
	Structural Support and Roofing Systems	
	Cladding and Weatherproofing Systems (e.g. windows, doors, siding, gutters)	
	Plumbing Systems	
	Electrical Systems	
	Heating, Ventilation, and Air Conditioning Systems (HVAC)	
<b>IV.</b>	<b>Mandatory Development and Unit Standards (24 CFR §93.301(b)(1)(i),(iii),(iv),(vi), and (x))</b>	<b>32</b>
	Health and Safety	
	Lead-Based Paint	
	Accessibility & Visitability	
	Disaster Mitigation	
	Energy & Water Efficiency	
	Broadband Infrastructure	
	Development and Unit Amenities	
<b>V.</b>	<b>Inspections, Construction Documents, &amp; Compliance (24 CFR 93.301(b)(2) and (3))</b>	<b>33</b>
	Inspection Procedures and Compliance	
	Construction Documents (e.g. Work Write-Ups)	
	Cost Estimates, Certifications, & Annual Audits	
<b>VI.</b>	<b>Scope of Work and Post-Rehabilitation Standards (24 CFR §93.301(b)(1)(viii) and (ix))</b>	<b>34</b>
	Uniform Physical Condition Standards (UPCS)	
	Scope and Cost Review (SCR)	
	Capital Needs Assessment (CNA)	
<b>VII.</b>	<b>Appendix</b>	<b>35</b>
	Appendix A, B, and C	
<b>VIII.</b>	<b>Attachments</b>	<b>42</b>
	<i>Attachment A – TDHCA Uniform Physical Condition Standards (UPCS) Checklist</i>	
	<i>Attachment B – TDHCA Scope and Cost Review (SCR) Supplement</i>	

**NHTF MINIMUM REHABILITATION STANDARDS  
MULTIFAMILY DIRECT LOAN PROGRAM**

**2020 Program Year  
(ending Aug. 31, 2021)**

**Introduction**

These National Housing Trust Fund (NHTF) Minimum Rehabilitation Standards (hereinafter referred to as "Standards") are intended to provide the minimum acceptable standards for affordable multifamily rental housing developments Rehabilitated in whole or part using Multifamily Direct Loan Program (MFDL Program) NHTF funds in the State of Texas.

These Standards are designed to ensure clarity, efficiency, and feasibility in the successful completion of eligible rehabilitation projects. Accordingly, these Standards only provide the necessary descriptions of the minimum elements of rehabilitation, as required by the U.S. Department of Housing and Urban Affairs (HUD) and 24 CFR §93.301(b). Accordingly, these Standards only address those minimum standards for: (1) Health and Safety; (2) Major Systems; (3) Lead-Based Paint; (4) Accessibility; (5) Disaster Mitigation; (6) Uniform Physical Condition Standards (UPCS); and (5) Property Condition or Capital Needs Assessment (SCR/CNA).

Recommendations made in applicable Mandatory Assessments regarding health and safety or life expectancy of major systems must be implemented. Additionally, estimates (based on age and condition) of the remaining useful life of major system(s) are required to be conducted upon project completion of each major system, in accordance with 24 CFR §93.301(b)(1)(ix). If the remaining useful life of one or more major system is determined to be less than the applicable period of affordability, a replacement reserve shall provide adequate monthly payments to effectively repair or replace the systems as needed. 24 CFR §93.301(b)(1)(ix).

Unless otherwise required, these Standards do not supersede or preempt State and local codes, ordinances, and requirements for developing and maintaining the Development. All applicable codes, ordinances, and zoning requirements must also be adhered. In the absence of State or local building codes, ordinances, or requirements for Rehabilitation, the International Existing Building Code (IEBC) or International Building Code (IBC) (as applicable) of the International Code Council (ICC), in the version adopted by the Multifamily Direct Loan Rule, 10 TAC Chapter 13, shall apply in addition to these minimum Standards.

## Definitions

The following words and terms, when used in these Standards, shall have the meaning as provided herein, unless the context clearly indicates otherwise. Any capitalized terms or phrases not specifically mentioned in this section shall have the meaning as defined in Title 10, Part 1, Chapter 1 of the Texas Administrative Code (**Administration**), Title 10, Part 1, Chapter 2 of the Texas Administrative Code (**Enforcement**), Title 10, Part 1, Chapter 10 of the Texas Administrative Code (the **Uniform Multifamily Rules**), Title 10, Part 1, Chapter 11 of the Texas Administrative Code (the **Qualified Allocation Plan (QAP)**), Title 10, Part 1, Chapter 13 of the Texas Administrative Code (the **Multifamily Direct Loan Rule**)(collectively referred to as the **State Multifamily Rules**); or as otherwise defined in Tex. Gov't Code, Chapter 2306 (the **Governing Statute**), §141, 142, and 145 of the Internal Revenue Code (the **Code**), or 24 CFR Part 91, Part 92, Part 93, and 2 CFR Part 200.

1. **Accessible Route**--a continuous, unobstructed path connecting all accessible elements and spaces in a facility or building that complies with the space and reach requirements of the applicable accessibility standard(s).
2. **Plumbing Fixtures**--all relevant plumbing components, which include toilets, urinals, bidets, faucets, lavatories, sinks, showers, bathtubs, and floor drains. Plumbing appliances include washing machines, dishwashers, domestic water heaters, garbage disposals, and water softeners.
3. **Plumbing System**--all relevant plumbing components, which include but are not limited to: piping, fittings, devices, faucets, containers and receptacles that are used to supply, distribute, receive or transport potable water and wastewater.
4. **Substandard Conditions**--any condition that threatens the health and/or safety of the occupants. Substandard Conditions include any condition which threatens, defeats, or will lead to the lack of functional viability of a single feature of a structure. Hazardous conditions are a type of Substandard Conditions.

## **Minimum Standards for Major Systems (24 CFR §93.301(b) and 24 CFR §93.301(b)(1)(ix))**

### **Major Systems**

These Standards provide the minimum rehabilitation requirements for Major Systems herein. In accordance with 24 CFR §93.301(b), the Major Systems with minimum standards provided herein are:

- foundation;
- structural support, roofing;
- cladding & weatherproofing;
- plumbing;
- electrical; and
- heating, ventilation, and air conditioning (HVAC).

### **General Requirements, Standard Conditions, and Substandard Conditions**

The Minimum Standard Conditions and Substandard Conditions for each Major System are sufficiently detailed in method and material to provide the MINIMUM threshold for Rehabilitation activities that NHTF-assisted Multifamily Developments MUST MEET OR EXCEED.

It is important to remember any threshold requirements provided herein do not supersede or preempt State and local codes, ordinances, and requirements for building and maintenance with which NHTF-assisted housing must comply. Rather, compliance must be accomplished in addition to meeting or surpassing these Standards. In the absence of such State or local building codes, ordinances, or other requirements, the applicable version(s) of the International Existing Building Code (IEBC) or International Building Code (IBC) of the International Code Council (ICC), as adopted in 10 TAC Chapter 13, shall apply in addition to these Standards.

### **Determining the Scope of Work**

This section shall guide the determination as to the minimum scope of work required. In conjunction with the mandatory property assessments required in these Standards, a determination must consider the requirements of the ICC Code Set, in the version adopted by 10 TAC Chapter 13 and as applied to these Standards. Accordingly, the determination will consider the ICC Principles of Safety, Capacity, and Convenience.

Each repair should be detailed as required through the use of plans, drawings, specifications (conforming to the MasterFormat) and work write-ups. At a minimum, each repair should be detailed in a work write up that accurately specifies the location, required demolition (if applicable), and the methods and materials for the project -- all with enough detail to determine the desired outcome or finished product. Work write ups may reference plans and specifications as needed but must be detailed enough to complete repairs.

### **1.0 Basic Site Work**

- a. Minimum Standard Conditions.** The subject lot or defined site shall be free of debris, garbage or other accumulations of site stored items which create possibilities of infestations. The site should be

generally level as allowed by natural topography, well drained, and accessible. Additional drainage features should be added if need is evidenced by existing erosion, standing water or evidence of water damage. In addition to any applicable requirements herein, any and all deficiencies noted in the Uniform Property Conditions Standards or the 2012 ICC Property Maintenance Code must also be addressed.

**b. Substandard Conditions.** Substandard conditions for Basic Site Work include but are not be limited to those conditions listed in **(1) – (14)**, for which adequate repair or replacement is required, as applicable and further detailed herein:

- (1)** Accumulated debris, waste, or garbage either in enclosed areas such as storage buildings or on the property;
- (2)** Deteriorated outbuildings, sheds, wells, privies, or other structures which are no longer in use or are made unusable by their condition;
- (3)** Holes, ditches, exposed water meter boxes or other condition which creates a tripping hazard, excluding drainage ditches which are part of a designed drainage system;
- (4)** Rodents, insects, or other infestations;
- (5)** Standing water or depressions which hold water during wet weather;
- (6)** Leaking water supply or leaking sewage system;
- (7)** Obsolete sanitary piping systems such as Orangeberg, clay or other non-standard pipe;
- (8)** Scaling, calcified or otherwise compromised water supply lines;
- (9)** Exposed pipes, railings or other installations creating tripping hazards;
- (10)** Damaged, missing or deteriorated walkways, steps and decks which create tripping hazards or are otherwise unsafe;
- (11)** Stairways or steps above 30" from the finished grade without a functioning guard rail;
- (12)** Except on an Accessible Route any change in level in a walkway shall not be greater than  $\frac{3}{8}$ ";
- (13)** On any Accessible Route any change in level shall not be greater than  $\frac{1}{2}$ ". Any change in level between  $\frac{3}{8}$ " and  $\frac{1}{2}$ " must be beveled 45 degrees; and
- (14)** Any walkway or driveway that exceeds 5% damage in the form of cracking, spalling, holes, heaving or other damage.

**c. Other Conditions/Requirements.**

- (1) Debris and Brush Removal.** The premises shall be free from accumulations of rubbish and garbage that present health and safety hazards. The premises shall be free from trees and shrubs that are damaging the dwelling or present a hazard. Tree limbs in danger of falling on roof areas shall be removed. No vegetation should touch existing buildings, utility service lines, fences, or extend over walkways or parking areas.
- (2) Drainage.** Surface drainage shall be diverted to a storm sewer or other approved point of collection that does not create a hazard. Lots need to be graded to drain surface water away from the foundation at a minimum slope of 6" within the first 10'. Where lot lines or other physical barriers prohibit this, drains, swales, and/or rain gardens shall be constructed to ensure drainage away from the structure. Use of alternative drainage methods must be approved by TDHCA. Rain gutters shall be installed if none exist. Gutters shall slope 1" for every 20 linear feet with downspouts installed at a minimum every 40'. Downspouts must empty into a splashblock or be diverted at least five feet from the building. Special care must be taken to not discharge water onto adjacent properties.
- (3) Driveways, Sidewalks, and Patios.** Paved surfaces shall be free from hazards which can cause tripping and falling. Paved surfaces adjacent to the foundation shall not slope towards the

structure so that water can collect at the foundation. If tripping hazards and drainage problems exist, the paved surface shall be removed and rebuilt.

**(A) Driveways.** Following existing driveway demolition, all organic matter shall be removed. Subsoil shall be compacted uniformly and evenly. Forms shall be constructed to provide a minimum slope of 1/8" per foot away from the house and at a depth to provide 4" of concrete. Install either number 4 rebar on 12" centers or 6" x 6" number 10 welded reinforcing wire. Expansion joints shall be installed at all radius points, sidewalk intersections and house slab tie-ins. Concrete mix shall provide a minimum of 3,500 psi at 28 days. If reinforcing steel is not used, control joints shall be sawed in every 10' and be broom finished. Asphalt or gravel driveways may be installed if concrete is prohibitively expensive due to the length of a driveway, or if they are customary for the neighborhood.

**(B) Sidewalks and Patios.** Following existing sidewalk demolition, all organic matter shall be removed. Subsoil shall be compacted uniformly and evenly. Forms shall be constructed to provide a minimum slope of 1/8" per foot away from any building, at a depth to provide 3 1/2" of concrete, and at least 3' wide. Accessible Route cross slope shall not exceed 2%. Expansion joints shall be installed at all radius points, sidewalk intersections and slab tie-ins. Control joints shall be sawed in every 5' and be broom finished. If sidewalks and patios are installed and are connected to an entry door an accessible entry will be required.

**(4) Ramps.** On Accessible Routes, ramps shall meet the requirements of the 2010 ADA and the applicable Accessibility requirements provided in these Standards.

**(5) Vermin and Insects.** The premises shall be free from infestations of vermin and wood-boring insects. Inspections shall be performed by state licensed extermination contractors if evidence of infestation exists. Conditions which increase or cause infestation shall be removed (e.g. accumulation of rubbish garbage, unsanitary conditions, presence of consistent moisture, untreated wood in contact with soil, etc.). One or more of the following termite treatments shall be included in the Rehabilitation if infestation is observed; chemical termiticide treatment, termite baiting system installed and maintained according to the manufacturer's label, use of pressure-preservative treated wood, use of naturally durable termite-resistant wood, and/or termite shields.

**(6) Landscaping for Additions.** When an addition is built, underground utilities run, grade changes made, or the soil is otherwise disturbed, proper compaction and a fine finish grading shall be done and seed, sod or native plants shall be installed matching as closely as possible the existing surrounding yard.

## **2.0 Foundations**

**a. General Requirements and Standard Conditions.** Foundation work shall be completed in its entirety prior to beginning work on other areas of the housing unit(s). Leveling shall be done in such a manner as to provide an acceptable degree of tolerance. When leveling takes place, doors, windows and other openings shall be reasonably plumb, level and easy to operate. Interior wall coverings shall be repaired and Plumbing Systems shall be inspected to insure the system functions as intended. Foundation leveling shall include grading of the soil to provide a slope away from the home of at least 6" for the first 10'. If the lot does not allow for this grade, a French drain shall be installed to drain water away from the house, or swales shall be designed and built to control rain water runoff. Refer to Section 6.3 (relating to Minimum Standards for Sanitary Drainage).

Foundation walls shall be a minimum of 6" above grade, or 4" above grade if masonry veneer is existing or will be installed. Underpinning shall be required when foundation leveling is a part of Rehabilitation. Any room additions shall comply with the 2015 IRC or later.

In regards to safety, the ICC contains provisions considered necessary for safe installation; however, they are merely minimum requirements. Providing a safe foundation, leveling, repair, or installation and minimizing hazards can be done by following the principles of foundation construction and stabilization, fully complying with any limitations placed on the use of products and materials and permitting only qualified persons to participate.

With foundations, capacity refers to its ability to carry live and dead loads with respect to the soil's plasticity. Unsafe conditions often occur because existing foundations were not properly planned or designed for the soil conditions at the site low to the ground making it difficult to access Plumbing Systems. Convenience also refers to similar concerns, whereby crawlspaces are often too low to the ground, making it difficult to access Plumbing Systems. While raising the housing may not be feasible, every practical effort must be made to increase the crawlspace clearance to a minimum of 12" above grade when leveling housing.

**b. Substandard Conditions.** At a minimum, repair or replacement is required if any of the conditions in (1) – (7) exist:

- (1) Evidence of wood destroy insect damage;
- (2) Water and/or fire damage or dry rot to wooden piers, beams, joists, and subfloor;
- (3) Inadequate support of beams, sills, or joists;
- (4) Lack of drainage away from the home;
- (5) Cracked, damaged, buckled skirting;
- (6) Untreated wood in contact with the soil; or
- (7) Any other condition which meets the definition of a hazardous or substandard condition.

**c. Other Requirements/Conditions.**

**(1) Slab on Grade.** All concrete floors shall be without serious deterioration or conditions that present a falling or tripping hazard. With existing concrete floors, cracks longer than six inches in concrete slabs, 3/4 inch along walkways or steps, or any missing or uneven sections shall be repaired. Slab on grade foundations that are failing, as demonstrated by an inspection by a structural engineer, shall not be rehabilitated.

**(2) Pier and Beam.** Piers shall have allowable spans between piers or posts. Piers shall support beams which in turn support floor joists. Joists must not be more than 24" on center and, if not continuous, overlap beams shall be at least 12". If major leveling is required, a structural engineer shall inspect the foundation to determine the number of piers that need to be added, repaired, or replaced.

Newly installed footings shall be a minimum of 12" below undisturbed ground surface and the surface shall be level. Termite shields shall be installed on newly installed posts, regardless of pier material.

Skirting shall extend four inches below and at least 18" above grade or up to the exterior cladding and be lapped and fastened under the cladding material. Access to the crawlspace



shall be 18" high by 24" wide (if in the floor) or 16" high by 24" wide (if on the perimeter wall), and is not allowed to be installed under a door. Venting of the crawlspace shall be one square foot per 350 square feet of crawl space area and one vent opening within three feet of each corner. Crawlspace floor shall be covered with six mil polyethylene. Skirting is not permitted in flood zones.

### **3.0 Structural Support and Roofing**

#### **3.1 Roofing Systems**

**a. Description.** All relevant roofing components, which include but are not limited to, trusses, rafters, ridge beams, collar ties, ceiling joists, top plates of walls, and sheathing. Moreover, Truss Designs for Replacement Roofs complying with wood roof framing, includes: slope, span, and spacing; location of all joints, required bearing widths; design loads; joint connector type and description; lumber size, species, and grade; connection requirements; bracing locations; and roof tie-downs and uplift resistance details for high wind areas, or as otherwise provided in Section R802 of the 2015 IRC.

**b. General Requirements and Standard Conditions.** The Roof System and the roof covering shall safely support the loads imposed. Framing and decking shall be structurally sound, properly fastened, and form a sound base for attaching the roof covering. The Roof System shall be configured to provide a positive drainage plane.

**c. Substandard Conditions.** At a minimum, any Roof System that is incapable of safely supporting the load or fails to safely provide adequate drainage must be repaired or replaced. Deteriorated, missing or loose framing or sheathing must also be corrected. Generally, repair or replacement is required for any applicable condition listed in (1) – (10):

- (1) Multiple layers of roof covering materials (more than two);
- (2) Water damage caused by leaks through the roofing system;
- (3) Missing, worn, or upturned shingles;
- (4) Damaged, missing, or improperly installed roof jacks, flashings, drip edges on both rakes and eaves;
- (5) Exposed nails or other fasteners;
- (6) Structural damage to trusses;
- (7) Extensive patchwork and repairs;
- (8) Missing, damaged, loose, leaking, blocked, improperly sloped gutters and downspouts;
- (9) Wear and tear leading to a failed system within five years from the initial inspection; or
- (10) Any other Hazardous or Substandard condition.

#### **3.2 Structures**

**a. General Requirements and Standard Conditions.** Roof structures incapable of safely supporting the load or providing adequate slope for drainage shall be repaired or replaced. Sagging roofs shall be replaced or stabilized. Stabilization of sagging roofs that will not be replaced shall be designed by a structural engineer.

**b. Other Requirements/Conditions.**

**(1) Truss Design for Replacement Roofs.** Truss designs for replacement roofs shall comply with wood roof framing in Section R802 of the 2015 IRC which includes; slope, span, and spacing; location of all joints, required bearing widths; design loads; joint connector type and description; lumber size, species, and grade; connection requirements; bracing locations; and roof tie-downs and uplift resistance details for high wind areas.

**(2) Roof Framing for Replacement Roofs.** Purlin support braces shall be installed every 4' O.C. Continuous purlins shall be installed between support braces. Purlins shall be a minimum of 2" x 4" studs. Ceiling joists shall comply with Span Tables R802.4(1) and R802.4(2).

**(3) Sheathing Replacement.** 5/8" CDX plywood shall be installed with clips spaced O.C. between rafters for rafter spacing of 24".

**(4) Ventilation.** Unconditioned attics shall be cross ventilated. A one to one ratio shall be installed; for every one foot of soffit vent area there shall be one foot of ridge, gable, or turtle vent area. Soffit vents shall have baffles installed providing at least one inch of airspace to prevent wind washing and/or attic insulation blocking soffit vents. All vents shall have corrosion-resistant wire cloth screening or similar material.

**(5) Radiant Barrier.** A radiant barrier should be installed in all accessible attic areas.

Powered attic vents, whether connected to the structure's electrical system or powered by photovoltaic, are not allowed.

**3.3 Roof Covering**

**a. General Requirements and Standard Materials.** Asphalt shingles shall be fastened to solidly sheathed decks. Asphalt shingles shall be used only on roof slopes of 2:12 or greater slope. Slopes, if applicable, less than 2:12 require appropriate membrane designed for such surfaces. Metal roof panels must either be naturally corrosion resistant or provided corrosion resistance per the manufacturer's requirements. Metal roofs shall only be installed on slopes of 3:12 (for lapped, nonsoldered-seam), ½:12 (for lapped, nonsoldered-seam panels with applied lap sealant), or ¼:12 (for standing-seam roof systems). Otherwise, roof weatherproofing, reinforcement, and surfacing shall be completed in accordance with applicable provisions of the IBC or IEBC.

**(1) Flashings.** Flashings shall be installed in a manner that prevents moisture from entering walls or the roof through penetrations, at eaves and rakes, at wall/roof intersections, wherever there is a change in roof slope or direction and around roof openings. Wall/roof intersections extending to eaves shall be provided with kick-out flashing. All wall/roof intersections shall have step flashing with at least 1" space between the roof covering and the adjacent wall cladding. Metal flashings shall be a No. 26 galvanized sheet metal and corrosion resistant. A cricket or saddle shall be installed on the ridge side of any chimney or penetration greater than 30" wide.

**(2) Valley Flashings.** Closed valleys (covered with asphalt shingles) shall be lined with one ply of smooth roof roofing or self-adhering polymer modified bitumen underlayment prior to asphalt shingle installation.

**4.0 Minimum Standards for Walls, Ceilings, & Flooring**

**4.1 Walls and Ceilings**

**a. General Requirements and Standard Conditions.** On exterior walls, all defects or deterioration that would allow the elements to enter wall cavities shall be corrected through Rehabilitation. Replacement of sections of walls and ceilings shall match adjoining materials as closely as possible (e.g. thickness of the existing material). When replacement of entire wall or ceiling coverings or sections of them is replaced, priming and painting of the entire wall or ceiling shall be completed.

**b. Substandard Conditions.** Repair or replacement is required if any condition listed in (1) – (7) exists:

- (1) Water damage or dry rot of siding, trim, or interior wall coverings;
- (2) Exposed nails or popped seams;
- (3) Peeling or chipped paint, holes, cracks, or gaps in interior wall coverings or exterior cladding;
- (4) Broken, fire damaged or missing exterior cladding;
- (5) Sagging or missing ceiling sections;
- (6) Wood destroying insect damage in exterior cladding; or
- (7) Any other condition characterized Hazardous or Substandard.

**c. Other Requirements/Conditions.**

**(1) Walls.**

**(A) Exterior Walls.** If removing the exterior cladding, deteriorated exterior wall sheathing, studs, and bottom and top plates shall be replaced. Deteriorated or missing insulation shall be replaced and wall cavities shall be insulated to a minimum R-13.

Masonry repair or replacement shall match existing masonry as closely as possible, installed plumb, true, and in line with existing courses. If weep holes are filled or nonexistent, they shall be provided at least every 3' at the slab and at least 1 above each window.

Siding repair or replacement shall match existing siding as closely as possible and provide for a positive drainage plain. All joints and seams shall fall on center of wall framing. Overlap and water sealing shall be completed in accordance with the manufacturer's installation instructions.

**(B) Interior Walls.** A structural engineer shall inspect interior bearing walls that are proposed to be moved. Non-bearing walls do not require a structural engineer. Moved or newly installed walls shall be constructed with 2x4 studs with the bottom plate securely fastened to the floor and the top plate securely fastened to ceiling joists.

All new gypsum board shall be installed according the manufacturer's installation instructions and shall be installed a minimum of ½" above the finished floor, taped, floated, and feathered prior to painting. New wall coverings shall not show noticeable blemishes or dents and tape shall not show

after painting. All interior walls shall be painted with a No Volatile Organic Compound (VOC) paint.

**(C) Bathroom Walls.** Bathroom walls that are to be replaced shall be replaced with appropriate backer board. If tile will be installed in the shower/tub area, concrete board, or equivalent, shall be installed. Green board shall be installed in the rest of the bathroom. Bathroom wall coverings shall be installed a minimum of ½" above the finished floor, taped, floated, and feathered prior to painting. New wall coverings shall not show noticeable blemishes or dents and tape shall not show after painting. All bathroom walls shall be painted with a semi- or high-gloss paint No Volatile Organic Compound (VOC) paint.

**(2) Ceilings.** For ceiling structure, see the Roofing Chapter. Replacement of ceiling coverings shall be with 5/8" Type X gypsum board. Fastening shall be in accordance with the manufacturer's installation instructions. All new gypsum board shall be taped, floated, feathered, primed, and painted with at least 2 coats of No Volatile Organic Compound (VOC) paint. When ceilings are replaced, all ceiling fixtures removed and reinstalled for replacement shall be air sealed.

**(3) Painting and Finishes.** All areas not to be painted shall either be removed and reinstalled or completely covered to prevent overspray or splatter. Receptacle and switch plates shall be removed and reinstalled.

**(A) Interior Walls:** All walls that were repaired or replaced shall be painted with at least two coats of No Volatile Organic Compound (VOC) paint. Bathroom walls shall have a semi- or high-gloss sheen.

**(B) Exterior Walls:** Replaced or repaired exterior cladding, with the exception of brick veneer, shall be painted with at least two coats of exterior grade paint. Existing exterior walls not replaced or repaired but still painted must comply with all applicable requirements in (i) – (iv):

**(i)** The ground shall be protected with a drop cloth. For pre-1978 housing determined or assumed to have lead-based paint, all scraped paint shall be disposed of in accordance with applicable HUD and EPA guidelines, and as provided in these Standards;

**(ii)** Peeling and chipped paint shall be scraped loose;

**(iii)** The entire area to be painted shall be power washed prior to painting; and

**(iv)** All areas not to be painted (e.g. windows, doors and their trim, exterior lighting fixtures) shall be covered to prevent overspray.

**(C) Trim and Baseboards.** All installed trim around doors, windows, and floors shall be painted with at least one coat of No Volatile Organic Compound (VOC) paint on both sides (except for baseboard trim).

#### 4.1 Minimum Standards for Flooring

**a. General Requirements and Standard Conditions.** All flooring, including transitions between rooms, must be effective, relatively level, free of tripping hazards, and adhere to or exceed all applicable Accessibility standards. Floor covering and subflooring(s) must function as intended, as demonstrated through sufficient inspection. Related deficiencies must be corrected during Rehabilitation, as provided in these Standards.

**b. Substandard Conditions.** Deteriorated, inadequate, and weakened floor framing and subfloors can be the result of poor initial construction, foundation settling or failure, careless remodeling, water, or wood boring insects. A thorough inspection shall be conducted to identify all subfloor and flooring deficiencies.

**(1) Repair or Replacement.** The conditions in (A) – (D) require corrective measures be completed:

- (A)** Damaged, rotten, loose, weak or otherwise deteriorated subfloor;
- (B)** Torn, missing, broken, or otherwise damaged floor covering that creates a tripping hazard;
- (C)** Missing baseboards, shoe molding, or transition strips; or
- (D)** Any other condition that meets the definition of Hazardous or Substandard.

In doing so, repairs to severely sloped or uneven floors must satisfy all corrective measures or replacement will be required. New floor coverings shall be installed because the existing floor covering is ineffective, there are obvious trip hazards, because the subfloor was replaced, or because other work requires it, such as increasing the square footage of a room.

Replacement flooring may be required if necessary for Accessibility purposes; other concurrent work; or significant subflooring repairs/replacement occur. If required, any and all applicable Foundation work must be completed first. Thereafter, flooring replacement shall be conducted in accordance with the manufacturer's installation requirements.

**c. Other Requirements/Conditions.**

**(1) Subfloor.**

**(A) Concrete Slab.** If the concrete slab foundation is functioning as intended and is relatively level, no additional subfloor preparation is required. If it is functioning as intended, but not relatively level or has settlement cracks, self-leveling flooring compound shall be installed prior to installation of the floor covering.

**(B) Bathrooms, Kitchens, and High Traffic Areas.** When replacing subflooring in bathrooms, kitchens, and high traffic areas (e.g. hallways, breezeways) in housing with pier and beam foundations, the newly installed subfloor shall be 19/32" high performance paneling or 3/4" CDX plywood installed as the subfloor with floor joists not more than 24" on center.. All subfloor shall be installed with screws and include subfloor caulking adhesive.

**(C) Other Habitable Rooms.** Other habitable rooms requiring subfloor replacement shall have 3/4" CDX plywood installed as the subfloor with floor joists not more than 24" on center. All subfloor shall be installed with screws and include subfloor caulking adhesive.

**(2) Floor Coverings.**

**(A) Kitchens and Bathrooms.** Replacement floor coverings in kitchens, bathrooms, laundry rooms, and utility rooms shall be water resistant. Transitions between rooms shall match the new floor covering or match as closely as possible existing floor covering that is left in place. Sheet vinyl and VCT shall not be used in rooms with Plumbing Fixtures in pier and beam housing. Replacement floor coverings shall be selected for durability, safety, and ease of maintenance.

**(B) Other Habitable Rooms.** Replacement flooring in other habitable rooms may include VCT, however laminate planks or ceramic tile is preferred (if ceramic tile is installed on a

pier and beam foundation, the floor system may need to be structurally reinforced to support the extra load). Transitions between rooms shall match the new floor covering or match as closely as possible existing floor covering that is left in place. Sheet vinyl shall not be installed. Replacement floor coverings shall be selected for durability, safety, and ease of maintenance.

**(C) Vinyl Composition Tile (VCT).** VCT shall be 12" x 12" x 1/8" and stored inside a conditioned space for a minimum of 48 hours prior to installation to allow materials to condition to the inside environment. VCT shall be fitted tightly, with no gaps showing at walls, doors, or trim. Full cover shall be achieved. Base boards or shoe molding shall be installed.

**(D) Laminate Planks.** Laminate flooring shall be stored inside a conditioned space for a minimum of 48 hours prior to installation to allow materials to condition to the inside environment, and installed per the manufacturer's instructions. Door trim may need to be cut to fit planks seamlessly between rooms. Laminate planks shall be fitted tightly, with no gaps showing at walls, doors, or trim. Full cover shall be achieved, but it shall not fit tightly against walls so that it is allowed to "float". Base boards or shoe molding shall be installed.

**(E) Carpeting.** Carpeting is generally discouraged; removal of existing carpeting should be conducted where practicable. Otherwise, carpeting must be of good quality, in sanitary condition, and preferably low pile. Carpet installation must be completed per the manufacturer's instructions and over appropriate pad(s). Carpet installation is not permitted in kitchens or bathrooms. Replacement floor covering(s) shall be selected for durability, safety, and ease of maintenance.

## **5.0 Other Cladding and Weatherproofing (e.g. Windows, Doors, Siding, Gutters)**

### **5.1 Minimum Standards for Doors and Windows**

- a. General Requirements and Standard Conditions.** Applicable Foundation work must be completed prior to repairing or replacing doors and windows. Each habitable room that contains a window shall have at least one window that is in operable condition and capable of being held in the open condition without assistance or device. Habitable bedrooms must have a minimum of one window that meets egress requirements. Bathrooms, bedrooms and utility rooms shall have a door that is easily operable and fitted with functioning hardware that tightly latches the door.

All windows repaired or replaced as part of the scope of work must operate safely, effectively, and conveniently regardless of user's age or ability. Each window must have an operable screen. Repaired or replaced windows must meet or exceed the requirements of an Energy-Star Rating. Additionally, blinds or window coverings must be provided for all windows.

- b. Substandard Conditions.** At a minimum, the conditions in (1) – (11) must be repaired or replaced:
- (1)** Broken, missing or cracked window panes;
  - (2)** Rotten or deteriorated sills, frames or trim;
  - (3)** Missing seal or sealant or dried, cracked or missing putty or caulking around window panes;
  - (4)** Windows painted shut, inoperable or difficult to open and close;
  - (5)** Security bars that do not open from the inside without any special knowledge or tools;

- (6) Windows and exterior doors that do not lock;
- (7) Broken, damaged, or deteriorated doors;
- (8) Doors that do not shut and latch or lock smoothly with the strike plate;
- (9) Exterior doors that are not listed as exterior doors;
- (10) Rotted, deteriorated or damaged thresholds, jambs, frames, or trim; and
- (11) Any other condition that can reasonably be characterized as Hazardous or Substandard.

**5.2 Minimum Standards for Doors**

**a. General Requirements and Standard Conditions.**

All doors shall be in good operating order, easy to open, close and latch. All replacement doors must be installed true and plumb with trim installed on both sides. Hardware style (e.g. knob, lever handle, passage), finish (e.g. chrome, brushed nickel, satin), and any glazing shall be identified in the scope of work. All doors that come into contact with interior walls when opened shall have base board mounted, rubber tipped door stops installed.

**(1) Interior Doors.** Interior door replacements must be installed true and plumb, with trim installed on both sides. Bathroom doors shall be able to be locked.

**(2) Exterior Doors.** Exterior doors include, but are not limited to, doors connecting the conditioned space with an attached garage. Replacement exterior doors must be at least Energy Star qualified, or its equivalent, double bore exterior doors. Doors connecting the conditioned space to an attached garage shall also be fire rated. All exterior doors shall be keyed alike with a sufficient number of key copies provided to the residents.

**b. Other Requirements/Conditions.**

**(1) Accessibility and Universal Design.** Accessible doors may be required depending on the Unit or Household Type(s). Universal design principles state that housing should be built to accommodate any person regardless of age or physical ability. Consultation(s) should be made to determine whether the conditions in (A) – (C) are necessary:

- (A)** Heavily used Interior doors widened to accommodate a 36" door with a threshold no higher than 1/8". If not feasible due to structural constraints, clear swing hinges can be installed;
- (B)** Automatic door openers can be installed; and
- (C)** Lever handles will be installed on all doors.

**5.3 Minimum Standards for Windows**

**a. General Requirements and Standard Conditions.** All windows shall be in good operating order, easy to open, close, latch, and lock. Windows that cannot be repaired must be adequately replaced. Flashing materials shall provide a positive drainage plane.

**b. Performance Chart.** Replacement windows shall meet or exceed Energy-Star or equivalent Ratings. The Performance Chart included herein provides the minimum performance ratings required for all replaced and, if practical, repaired windows.

Performance:	CZ2	CZ3	CZ4
Performance Measure:			
U-Factor	0.65	0.50	0.35

SHGC	0.35	0.35	Not Required
------	------	------	--------------

#### 5.4 Minimum Standards for Gutters and Downspouts

**a. General Requirements and Standard Conditions.** All gutters and downspouts must be installed or replaced (repair alone is insufficient). Gutters shall have a slope no less than 1:20 and all seams made weather tight, if applicable. Downspouts shall be installed at a minimum every 40' and shall discharge water at least five feet from the foundation. Drainage five feet away from the foundation may be accomplished through the installation of a French drain, swales, or other means of directing water away from the foundation. Water shall not be discharged onto an adjoining property.

### 6.0 Plumbing, Potable Water, and Sanitary Sewer Systems

#### 6.1 Minimum Standards for Plumbing Systems

**a. General Requirements and Standard Conditions.** The Plumbing System must effectively provide both a safe and adequate supply of potable water, and a safe and sanitary method of distributing wastewater. Effective Plumbing Systems adhere to the mandatory plumbing principles in (1)-(7):

- (1) Sewer gases shall not be allowed to enter any housing Unit;
- (2) Sewer leaks must be identified, repaired or replaced, and improper disposal methods discontinued;
- (3) Water leaks must also be identified and repaired or replaced;
- (4) Water must be free from hazardous contaminants and safe for drinking, bathing and other uses.
- (5) An adequate supply of water must be available for all water needs, which includes having adequate pressure at each fixture.
- (6) Supply, drain, waste, and vent pipes shall not interfere with structural integrity. Notching and drilling of structural members shall comply with the requirements of the 2009 IRC, Figure R602.6(1) and (2).
- (7) Plumbing work shall be performed by state licensed individuals, and plumbing inspections performed by experienced and qualified individuals knowledgeable in the field of plumbing.

**b. Substandard Conditions.** Existence of any condition listed in (1)-(11) shall require, at a minimum, adequate repair or replacement. If replaced, newly installed Plumbing Systems, piping, and fittings must be properly installed, connected, free flowing; and must be free of leakage and corrosion of water or sewer gases.

- (1) Lack of any required condition, as provided in (A) – (F):
  - (A) Continuous sanitary water supply;
  - (B) Continuously functioning sanitary waste water disposal system;
  - (C) Functioning shut-off valves at toilets, sinks and lavatories;
  - (D) Access to waste lines such as clean-outs;
  - (E) A minimum of one functioning toilet, bathroom sink, or tub/shower;
  - (F) Functioning kitchen sink; or



- (2) Septic system or Plumbing Fixtures not performing as intended;
- (3) Leaks in any supply or waste lines;
- (4) Deteriorated, corroded, or leaky supply or drain pipes;
- (5) Supply or drain piping consisting of a mixture of different types of piping or fittings, or is run in an inefficient manner;
- (6) Missing, blocked, or improperly installed required conditions listed in (A)-(D):
  - (A) Vent pipes;
  - (B) Gas shut off valve on natural gas Domestic Water Heater (DWH);
  - (C) Temperature and pressure-relief valve (TPRV) on DWH;
  - (D) Shut off valves at the water meter, each toilet, each sink, DWH, or tub/shower locations; or
- (7) Natural gas domestic water heaters (DWH) located in bathrooms, bedrooms, closets or utility rooms where a clothes dryer is present;
- (8) Natural gas DWH combustion air taken from conditioned space;
- (9) Inadequate natural gas DHW vent (e.g. not double walled or skirted at roof penetrations);
- (10) Rusted or corroded DHW pipes or storage tanks; and
- (11) Any other condition reasonably characterized Hazardous or Substandard.

## 6.2 Minimum Standards for Potable Water

a. **General Requirements and Standard Conditions.** Water service lines shall be properly connected to a public or approved private system functioning as intended. All newly installed supply lines must be flushed and fittings tested. Privately owned wells and systems must also be tested for water quality. Testing must occur prior to commencing Rehabilitation; and must be conducted by a local health department or other qualified, unaffiliated source. Appropriate corrective measures are required for privately supplied water determined not suitable for use.

b. **Other Requirements/Conditions.**

(1) **Water Supply.** All dwellings shall have adequate, safe, and potable water supplied through a safe Plumbing System to all fixtures.

(2) **Water Quality.** Supply systems shall provide for the delivery of potable water through a safe system of piping, free from leaks and other defects and not subject to the hazards of backflow. If supplied water is not free of bacteria, chemicals, excessive minerals, relatively free of odor, taste, color and turbidity, corrective measures to improve water quality (e.g. water softening, water filtering) should be installed.

(3) **Exterior Pipe Protection.** All newly installed exterior water lines shall be buried at a minimum depth of 6" below the final grade, or be protected from freezing in accordance with local climate.

(4) **Water Pressure.** The average static pressure at the building entrance shall be between 40-80 psi. If pressure exceeds 80 psi, an approved pressure reducing device shall be installed. If pressure is less than 40 psi, a thorough evaluation shall be conducted to determine the reason(s) for low pressure and appropriate corrective measures shall be completed.

(6) **Pipes.** New supply water piping shall be type "L" copper tubing with wrought copper solder joint fittings, PEX, or CPVC. All fittings shall be compatible with pipe material. Joints between dissimilar metals shall be made with dielectric fittings to prevent joint

deterioration due to electrolysis. All piping shall be adequately supported to prevent sagging or breakage.

**(7) Valves.** The main water line shall have an accessible service shut-off valve for each building or Unit, as applicable. All hot and cold water supply lines feeding all Plumbing Fixtures shall be equipped with functional and accessible shut-off valves. Access panels for tub/shower enclosures must be provided for access to valves and maintenance, if possible with wall and plumbing configuration prior to rehabilitation. Movement of plumbing fixtures or similar changes are not required to create access. All valves shall be tested and must not leak.

### 6.3 Minimum Standards for Sanitary Drainage

**a. General Requirements and Standard Conditions.** The sanitary drainage system consists of the pipes designed to provide adequate circulation of air, exhaust of sewer gasses, prevent loss of water seals in traps and provide for wastewater flowing out of the home and into an approved sewage disposal system. All fixtures shall be connected to an approved sewage disposal system and free of leaks. New sewage disposal systems shall comply with EPA and Texas Commission on Environmental Quality (TCEQ) requirements.

**b. Substandard Conditions.**

**(1) Unapproved Private Systems.** Unapproved systems include pit privies, cesspools, ponds, lakes, streams and rivers. If any of these systems are in use, they must be abandoned and the housing Unit must be connected to an approved sewer disposal system.

**(2) On-Site Sewage Facilities (OSSF).** Prior to conducting Rehabilitation, all OSSF systems shall be inspected by a licensed OSSF inspector. If not performing as intended, an existing OSSF system must be repaired, replaced, or abandoned as provided in (A)-(B):

**(A) Repair or Replacement.** If repair is suitable, the tank shall be drained and all components tested and repaired or replaced. Special attention must be given to the drainage field; tree cutting and site clearing of the field may be required and replacement made. The drainage field must be designed for the existing soil conditions and the water table at the site and installed by a licensed installer.

**(B) Abandonment.** If a public system is available to connect to, and the existing OSSF system has reached the end of its Useful Life, abandonment is required. The existing tank shall be pumped, collapsed, and filled. A licensed plumber shall connect the housing to a public system and include a clean out close to the home.

**c. Other Requirements/Conditions.**

**(1) Traps.** Bell traps, "S" traps, and drum traps are prohibited. If any of these exist, they shall be replaced with a "P" trap. All fixtures shall be trapped and conform to the requirements in (A)-(F):

**(A)** All waste lines shall be trapped by a water seal trap as near to the fixture as possible but in no case more than 24" from the fixture;

**(B)** All traps shall be set level with respect to their water seals and sink traps shall be protected from contact and damage if sinks are made accessible for individuals using wheelchairs or other mobility device(s);

- (C) Trap size shall not be less than the following inside diameters: 1 ¼" for lavatories; 1 ½" for tubs, showers, kitchen sinks and dishwashers; 2" for clothes washers and; and 3" for floor drains in utility rooms;
- (D) No trap shall be larger than the drainage pipe coming from a fixture;
- (E) Access panels shall be provided to enclosed traps and concealed connections, if possible with wall and plumbing configuration prior to rehabilitation. Movement of plumbing fixtures or similar changes are not required to create access; and
- (F) Wall and ceiling openings for plumbing shall be air sealed with caulk (gap less than ¼") or expanding foam (gaps more than ¼").

**(2) Vents.** Plumbing Systems shall be designed to prevent sewer gases from entering the housing Unit(s), allow waste to adequately drain into an approved sewer system, and shall be vented to the exterior so that water released from fixtures may draw in air to allow for smooth and even drainage. All vents must also meet or exceed the requirements in (A) – (E):

- (A) All Plumbing Systems shall have at least one main vent stack, running from the main drain through the roof, terminating to the exterior. If only one main vent exists, it shall be no less than 3" inside diameter from top to bottom;
- (B) Plumbing vent systems shall only be used for the purpose of venting the system;
- (C) Existing vents shall be at a minimum 6" above the high side of the roof penetration. Newly installed vents shall be a minimum 12" above the high side. Through the roof vent penetrations shall be flashed and sealed to provide a positive drainage plain;
- (D) All vent stacks terminating in an attic shall be extended or replaced. No vent stacks shall terminate near any window or door or under soffits; and
- (E) Air admittance valves are allowed as long as they are American Society of Sanitary Engineering (ASSE) 1051-2009 approved and installed in accordance with the manufacturer's installation instructions.

#### 6.4 Minimum Standards for Plumbing Fixtures

**a. General Requirements for Standard Conditions.** All Plumbing Fixtures shall be free of leaks or defects which interfere with their ability to perform as intended. Existing fixtures in good and safe working order are generally not required to be repaired or replaced.

**b. Other Requirements/Conditions.** Any and all replacement Plumbing Fixtures and appliances must be installed per the manufacturer's installation instructions, including water sealing, and must be completed in accordance with all applicable requirements provided in (1)-(7):

- (1) All replacement fixtures shall meet or exceed the requirements of WaterSense qualified or equivalent products. Kitchen faucets requiring replacement shall provide 2.2 gallons per minute (GPM) and a 15-year drip free warranty. The scope of work must identify the height toilet(s), whether it is round or elongated, and whether a new faucet is single lever or not.
- (2) All replacement plumbing appliances must meet or exceed the requirements of Energy Star, or equivalent, qualified products.
- (3) All replacement shower fixtures shall use anti-scald control devices. Access panels shall be provided to these valves, if possible with wall and plumbing configuration prior

to rehabilitation. Movement of plumbing fixtures or similar changes are not required to create access.

(4) All fixtures shall be supported and securely attached in a manner consistent with normal installation methods and installed level.

(5) All faucets shall have the hot water line on the left side of the faucet. Existing supply lines that are reversed shall be changed.

(6) If existing garbage disposals are not performing as intended or are not hardwired to the electrical system, they shall be removed, repaired or replaced. New garbage disposals shall be hard wired and switched in an accessible location as close as possible to the kitchen sink.

(7) All repaired or replacement fixtures and appliances shall be tested for leaks and proper operation.

**6.5 Minimum Standards for Domestic Water Heaters (DWH)**

**a. General Requirements and Standard Conditions.** All DWHs, with the exception of tankless water heaters, shall have, at a minimum, a 30 gallon storage capacity that can supply a continuous flow of hot water that is at least 102 degrees F, with gas or electric shut-off valves as well as cold water supply shut-off valves, all installed and functioning as intended. Larger capacity DWHs may be installed if necessary to serve larger households. Replacement DWHs shall meet or exceed the requirements of Energy Star qualified, or equivalent, products.

(1) **Temperature and Pressure Release Valve (TPRV).** Each unit shall be equipped with a TPRV must capable of releasing pressure at 150 psi or 210 degrees Fahrenheit. Water release shall extend to the exterior of the housing, if possible with wall and plumbing configuration prior to rehabilitation. Movement of plumbing fixtures or similar changes are not required to create access.

(2) **DWH Enclosure.** Each DSW shall be enclosed in a sealed closet designed for this purpose, with gas DSWs having combustion air drawn from outside the conditioned space. Gas DWHs inside conditioned spaces must be in separate closets that is not in the same room as a clothes dryer or any type of exhaust vent. All DWHs installed in a garage must be installed at a minimum 18" AFF with primary drainage draining to the exterior. DWHs in other locations shall be supported by a minimum three foot concrete base, if possible with wall and plumbing configuration prior to rehabilitation. Movement of plumbing fixtures or similar changes are not required to install a concrete base.

(3) **Energy Factors (EF) Table.** Replacement DWHs shall meet or exceed the Energy Factors (EF) requirements identified by size and type in the Energy Factors (EF) Table:

2020 Program Year Energy Factors (EF) Table		
Energy Factors (EF):	Gas DWH EF	Electric DWH EF
Replacement DSWs must meet or exceed the EF identified for each size in this table.		
<b>Storage Size (Gal):</b>		

30	0.63	0.94
40	0.61	0.93
50	0.59	0.92
60	0.57	0.91
70	0.55	0.90
80	0.53	0.89

## 7.0 Electrical Systems

### 7.1 Minimum Standards for General Electrical Service

**a. General Requirements and Standard Conditions.** Electrical systems must provide a safe and adequate supply of electrical current that meets the needs of the residents. Accordingly, Electrical Systems must meet or exceed the safety and efficiency requirements provided in (1)-(6), which require that the system is:

- (1) Properly grounded and free of hazards with all components properly secured and covered to prevent contact or electric shock;
- (2) In good condition, with all electrical components up to date, lacking deterioration, and free of shorts;
- (3) Sufficiently providing adequate, consistent, and appropriate current and voltage levels at each outlet, fixture, and piece of equipment, as per its intended use;
- (4) Equipped with conductors, fixtures, boxes, and equipment that are properly sized and rated for their intended use;
- (5) Adequate for its current use considering resident behavior and lifestyles;
- (6) Equipped with an adequate quantity of appropriately located lighting, receptacles, and switches; and
- (7) Maintained, repaired, or otherwise replaced primarily in accordance with the ICC Principles of Safety, Capacity, and Convenience.

**b. Substandard Conditions.** At a minimum, repair or replacement is required if any of the conditions in (1)-(17) exist:

- (1) Inadequate capacity (e.g. excessive use of power strips and/or multiple outlet adaptors);
- (2) Two-wire systems (lacking grounding);
- (3) Wiring or components missing, broken, disconnected, loose, burnt or melted, unsupported, corroded, cracked, or split;
- (4) Panel boxes that show evidence of water intrusion or infestation;
- (5) Frayed or burnt wiring or wire insulation;
- (6) Circuits, switches, receptacles, or wiring is not compatible with the amperage or other characteristics of the electricity in use;
- (7) Flexible cords are used as permanent wiring (unless Non-Metallic (NM) cable(s) otherwise installed in accordance with local building codes);
- (8) Exposed wiring on interior walls or the exterior that are not protected in conduit or raceways (unless Non-Metallic (NM) cable(s) otherwise installed in accordance with local building codes);
- (9) Receptacles in bathrooms and kitchens within 6' of a water source and exterior receptacles that are not ground fault circuit interrupter (GFCI) protected;
- (10) Reverse polarity;
- (11) Unlabeled circuits;
- (12) Missing cover plates;

- (13) Components not securely attached to the structure;
- (14) Inadequate lighting in rooms and outside of entry doors; or
- (15) Any other condition reasonably characterized as meeting the definition of a Hazardous or Substandard Condition.

**c. Other Requirements/Conditions.** Additions, alterations, renovations, and repairs to electrical systems and equipment must be conducted in accordance with the applicable requirements of new electrical systems and equipment by appropriately licensed electricians. Rehabilitation of existing systems and equipment is generally not simultaneously required to comply with the overlapping, otherwise applicable provisions of the IEBC. Nevertheless, any and all additions, alterations, and repairs MUST NOT cause existing electrical systems or equipment to become unsafe, hazardous, or overloaded. IBC 2015, Appendix K (Administrative Provision).

## 7.2 Minimum Standards for Existing Wiring and Fixtures

**a. General Requirements and Standard Conditions.** Existing electrical service and components must be safe, efficient, and in good working condition for its intended use. Moreover, the capacity of the system must meet the demand of the residents. Replacement is not mandatory for existing service and components that meet or exceed these Standard Conditions, unless otherwise required by code or local ordinance. Voluntary replacement may be permitted to more efficiently and cost-effectively meet the needs of the community and the current or intended demands of the residents.

**b. Substandard Conditions.** Overloaded circuits are not permitted and must be addressed by separating the load and adding an adequate number of circuits necessary to safely and efficiently carry the load.

**c. Other Requirements/Conditions.**

**(1) Secure Fastening of Fixtures and Equipment.** All components shall be securely fastened to framing members by mechanical means. No fixture or socket shall hang by unsupported wiring. All existing receptacles, switches, and junction boxes shall contain a proper cover plate. In no case shall the structural integrity of the building be compromised.

**2. New Wiring.** New wiring shall be installed in a neat and workmanlike manner with all wiring run inside of walls. If wall or ceiling cavities are not accessible, wiring shall be run in properly sized and rated raceway or wire mold, secured along the walls with proper fasteners, flush to the surface and straight.

**3. Aluminum Wiring:** All aluminum wiring in housing to be rehabilitated shall be replaced with a 3-wire system and in accordance with these Standards. Properly sized service aluminum entry wiring is generally not required to be replaced.

**4. Knob and Tube Wiring.** Knob and tube wiring shall be replaced with a 3-wire system and in accordance with these Standards.

## 7.3 Minimum Standards for Sizing of Service and All Electrical Homes

**a. General Requirements and Standard Conditions.** The service entrance cable shall have the same rating (amperage) as the meter base and service equipment. Replacement of a

service entrance shall require calculation of the usage or load within the building to assist in determining the appropriate size. The service entrance must be properly sized for its intended post-Rehabilitation capacity. Room-by-room specifications noting electrical outlets and fixtures shall be included in the scope of work. Nameplate ratings of all appliances must be reviewed for actual VA ratings.

**b. Other Requirements/Conditions:**

**Main Service Panel.** Panels shall be in proper working condition with no evidence of overheating, arcing, corrosion, or failure. The panel shall bear the UL label and shall be marked as suitable for service equipment. Any panels (or installed breakers) identified as substandard by the U.S. Consumer Product Safety Commission shall be replaced. Panels with evidence of malfunction or deterioration shall be replaced.

**7.4 Minimum Standards for Material and Equipment Installation**

**General Requirements and Standard Conditions.** All materials, components, and equipment shall be listed or labeled by a qualified electrical products testing laboratory (e.g. "UL" or "CSA"). Listed materials, components, and equipment must be installed per the intended use, with location determined in accordance with the manufacturer's installation instructions.

**7.5 Minimum Standards for Grounding**

**General Requirements and Standard Conditions.** All electrical systems shall consist of a single phase 3-wire grounded neutral service entrance and shall provide system grounding and equipment grounding protection.

The service panel shall be connected to the grounding electrode system and an eight foot (8') galvanized or copper clad steel ground rod. All electrical panels shall meet or exceed the bonding requirements of the National Electrical Code (NEC).

If present, metal water pipes shall be bonded to the grounding electrode systems as a means to ground the Plumbing System and prevent pipes and fixtures from becoming energized and hazardous.

All wiring and equipment shall be grounded in accordance with the grounding requirements of the NEC.

**7.6 Minimum Standards for Overcurrent Protection**

**a. General Requirements and Standard Conditions.** The number of circuits installed shall not exceed the rating on the panel. The selection of a panel shall provide room for future expansion. All circuits shall be clearly, accurately, and permanently labeled with tags provided. All unused openings shall be properly plugged, capped or sealed with listed materials.

**b. Substandard Conditions.** Tandem breakers shall only be used in panels designed for them. The use of tandem breakers in order to exceed the 16 circuits permitted on an 100 amp panel shall not be permitted. Any service equipment containing fuse over-current protection shall be replaced with properly rated circuit breaker type over-current protection devices.

**c. Other Requirements/Conditions.** Panel board over-current devices shall be properly sized and located at the exterior in a subpanel if the main service panel is in the interior. All existing circuits shall be load tested for tripping.

#### **7.7 Minimum Standards for Service Panel and Sub-Panel Connections**

**a. General Requirements and Standard Conditions.** All existing or new service panels shall be securely fastened to the dwelling. All panel boxes shall be listed and enclosed in 16 gauge sheet steel cabinets with doors and catches. Conductors entering the service shall have proper connectors and shall be securely and neatly attached at terminals. All circuits shall be marked and identified inside the panel box and any sub-panels.

**b. Substandard Conditions.** Wires shall not have any obvious nicks in the insulation and shall be properly bonded. Service panels shall not be located in bathrooms or closets. When replacement is necessary, the design and location of the service panel shall be considered in conjunction with the relevant needs and desires of the residents.

**c. Other Requirements/Conditions.**

**(1) Panel Boxes.** If replacement is required, new panel boxes and subpanels must be installed at 48" AFF (as measured from the main shut off switch or to the highest breaker in the box). Relevant local code requirements will apply with regard to this measurement should this Section 7.7(c) conflict with the local code.

**(2) Weather head(s).** Weather heads shall be at least 12' above the finished grade.

**(3) Sub-panels.** Sub-panels, add-on boxes, or disconnects to existing services for additional circuits shall be allowed only if the existing service equipment is listed and designed for such extension and the installation is in compliance with the NEC. Sub-panels are allowed if the existing service panel has adequate capacity but no available expansion slots.

**(4) Service Disconnect.** The main disconnect shall be accessible and clearly marked as a service disconnect.

#### **7.8 Minimum Standards for Branch Circuits**

**a. General Requirements and Standard Conditions.** Protection against physical damage of exposed electrical equipment shall be provided throughout Rehabilitation.

**b. Other Requirements/Conditions.**

**(1) Dedicated Circuits.** No less than one dedicated 20 amp circuit shall be present for each bathroom and no less than two 20 amp small appliance branch circuits serving the kitchen. A dedicated circuit shall not serve other receptacles. All 240 volt appliances or equipment shall be on separate circuits. The number of small appliances used by the occupants shall be taken into consideration when planning the circuit loads and placement of receptacles to avoid overloading a circuit and to eliminate the use of



extension cords or multiplex outlets. Additional circuits may be necessary and are allowed. Dedicated circuits are required for at least those appliances listed in subparagraphs (A) – (L) of this paragraph, if applicable and as sized in accordance with the manufacturer’s instructions:

- (A) Refrigerators;
- (B) Separate freezers;
- (C) Electric range or cook top;
- (D) Electric oven;
- (E) Clothes dryer;
- (F) Electric water heater;
- (G) Electric furnace/air handler;
- (H) Microwave oven;
- (I) Air conditioner;
- (J) Sump pumps and water wells;
- (K) Septic system aerators; and
- (L) Any other major electric appliance.

**(2) Circuit Load Distribution.** All circuit wiring shall be properly sized to serve the load.

**(3) Two-wire Systems.** All 2-wire, ungrounded wiring shall be replaced with 3-wire, grounded wiring.

**(4) Unused Switches, Receptacles, Fixtures, Conductors and Openings.** Unused switches, receptacles, fixtures, and conductors that are obtainable or otherwise within reach shall be removed. All unused openings in outlets, devices, junction boxes, conduit bodies and fittings, raceways, cabinets, and equipment cases or housings shall be effectively closed with knockout seals to prevent vermin, insects, and building materials from coming into contact with wiring.

**(5) Wire Splices.** All splices shall be placed in accessible and listed junction boxes that are properly covered.

**(6) AFCI Protected Circuits.** All newly installed branch circuits that supply 15 and 20 amp receptacles installed in family rooms, dining rooms, living rooms, parlors, libraries, dens, sun rooms, recreational rooms, closets, hallways and similar rooms or areas shall be protected by a combination type arc-fault circuit interrupter installed to provide protection of the branch circuit.

## 7.9 Minimum Standards for Receptacles

**a. General Requirements and Standard Conditions.** All replacement receptacles must be tamper resistant, and shall be listed/labeled and installed per manufacturer’s instructions. Boxes must be specifically designed for its intended purpose, properly sized (rated for the size of the circuit), and mechanically fastened with attached cover plates installed. Receptacles located in damp or wet areas must be weatherproof and the wiring shall be run in boxes, conduit(s) and fittings that are listed for wet locations.

### (1) Receptacle Locations

**(A) All Rooms.** All habitable spaces must have receptacles. In each family room, dining room, living room, parlor, library, den, sun room, bedroom, recreation room, or similar room or area, receptacles shall be installed so that at a minimum each wall has at least one receptacle. Receptacles shall be spaced so that at no point along the perimeter of the floor is more than 6’ from a receptacle. Other rooms that

are not regularly used by residents/occupants are permitted to have only a minimum of one receptacle per room. Receptacles should not be located lower than 15" above the finished floor.

**(B) Bathrooms.** All bathrooms must have at least one dedicated 20 amp receptacle outlet that is GFCI protected and located at least 3' from the outside edge of the sink. The receptacle shall be located not lower than 30" and not higher than 48" above the finished floor. Receptacles shall not be located within or directly over a bathtub or shower stall, and shall be at least 12" from the outer edge of the bathtub or shower opening.

**(C) Kitchens.** The kitchen shall have GFCI protected duplex receptacles on at least two separate 20 amp appliance circuits at the kitchen counter top spaced not more than 48" from each other. A separate dedicated, non-GFCI protected receptacle shall be required for each refrigerator and electric range or cook top, located directly behind it.

**(D) Other Exterior(s).** Exterior receptacles shall be GFCI protected and enclosed in a listed or labeled weatherproof box. One shall be required at the front of the house and one at the back.

**(2) GFCI Protection.** Receptacles located in bathrooms, kitchens, in a garage, at the exterior, and anywhere else located within 6' of a sink, shall be GFCI protected. Single use, dedicated receptacles for use by equipment and appliances such as washing machines and sump pumps shall not be GFCI protected, and shall be single, rather than duplex, receptacles when replaced.

#### 7.10 Minimum Standards for Lighting

**General Requirements and Standard Conditions.** Every habitable room and all living spaces (e.g., bathroom, toilet room, laundry room, furnace or utility room, and hallways) shall be provided adequate natural or artificial lighting, as applicable, and in accordance with paragraphs (1) – (3) of this section:

**(1) Natural lighting.** Natural lighting must be provided by exterior glazed openings that generally open directly onto a public way, yard, or court. The net glazed area generally must span a minimum eight (8) foot area of the floor in the room or adjoining space served.

**(2) Artificial lighting.** Artificial lighting must provide at least an average illumination of 10 footcandles (107 lux) over an area of the room served at a height of 30 inches above the floor.

**(3) Safety lighting.** All stairways (e.g. interior within dwelling unit and exterior serving dwelling unit(s)) must be illuminated by at least one artificial light fixture controlled by a remote wall switch located at the top and bottom of the stairway.

#### 7.10 Minimum Standards for Fixtures and Switches

- a. **General Requirements and Standard Conditions.** All replacement fixtures shall be listed or labeled, Energy Star qualified or equivalent, and must be installed in accordance with the manufacturer's installation instructions. If existing fixtures are in a good and safe condition, securely fastened to framing members, replacement is not required.
- b. **Substandard Conditions.** No fixture or receptacle shall hang from a base by unsupported wiring.

**c. Other Requirements/Conditions.**

**(1) Fixture and Switch Locations.** At a minimum, a permanently installed lighting fixture controlled by a wall switch is required in each room of the structure. Switches shall not be located in tub/shower areas or behind the swing of a door. All new wall switches must be located in a convenient and Accessible location.

**(2) Closet Fixtures.** All light fixtures installed in closets shall be surface mounted or recessed can lights. Recessed can lights shall be Insulation Contact Air Tight (ICAT) rated or its equivalent. Closet fixtures shall be a minimum 6" away from any storage, clothing, or other items, and have a protective cover over the bulb.

**(3) Lamps (Light Bulbs).** All replacement lamps must meet or surpass the industry standards for Energy Star qualified or equivalent Compact Florescent Lamps (CFLs) or Light Emitting Diodes (LEDs). Refer to Section 4.12 (*regarding* Minimum Standards for Lighting) for additional details.

**7.11 Minimum Standards for Smoke and Carbon Monoxide Detectors**

**a. General Requirements for Smoke Detectors.** Each dwelling shall have listed or labeled smoke detectors installed in each bedroom and in the hallway immediately adjacent to bedrooms. Smoke detectors shall draw their primary power from the electrical system, with battery backup, and without interruption except for over current protection. Smoke detectors shall be interconnected so that all detectors sound the alarm when any one senses smoke

**b. General Requirements for Carbon Monoxide Detectors.** In dwellings with attached garages and/or fuel-fired appliances, carbon monoxide detectors shall be installed. CO detectors shall be listed as complying with UL 2075 and installed outside the immediate vicinity of bedrooms. CO detectors shall be permanently installed and hard wired to the electrical system with battery backup.

**8.0 Heating, Ventilation, and Air Conditioning (HVAC)**

**8.1 Minimum Standards for HVAC Systems**

**a. General Requirements and Standard Conditions.** In conjunction with other systems, the HVAC system of a housing unit must effectively maintain a comfortable living environment for the residents/occupants. At a minimum, paragraphs (1) – (3) of this Section 8.1(a) require all HVAC systems:

- (1)** Provide a reliable source of heated or cooled air, as applicable, and at a comfortable temperature for all habitable rooms;
- (2)** Control ventilation and indoor air quality; and
- (3)** Be free of contaminants that negatively affect indoor air quality.

**b. Substandard Conditions.** Repair or replacement is required if any Hazardous condition applies, which include but are not limited to, those listed in paragraphs (1) - (14) of this Section:

- (1)** Lack of a steady and dependable source of heating and cooling to all living areas;
- (2)** Gas-fired air handler inside the conditioned space which draws; combustion air from the interior;
- (3)** Combustion gases not venting to the exterior;
- (4)** Leaking, damaged, rusted or cracked heat exchanger;

- (5) Leaking, corroded or damaged gas supply pipe;
- (6) Missing gas shut-off at each appliance;
- (7) Lack of a functioning pilot or electric start;
- (8) Inadequate duct system that does not supply necessary conditioned air to all living areas;
- (9) Leaking ducts or returns;
- (10) Mismatched or poorly repaired equipment;
- (11) Deficiencies are too numerous to justify repair expenses;
- (12) Unvented gas-fired wall heaters in enclosed rooms. If existing, the wall unit shall be removed and the gas line capped;
- (13) Gas-fired kitchen stoves and/or ovens without ventilation to the exterior;
- (14) Lack of a functioning carbon-monoxide detector in homes with gas-fired appliances or equipment.

**c. Other Requirements/Conditions.**

**(1) Sizing and Selecting a New System.** Replacement heating and cooling equipment shall be sized in accordance with the current version of the Air Conditioning Contractors of America (ACCA) 16 Manual J or other approved methodology. Equipment selection shall comply with the current version of ACCA Manual S or other approved methodology. Data for heating and cooling loads shall be calculated in accordance with required post-rehabilitation conditions.

**(2) Installation.** Installation of new systems shall comply with the manufacturer's installation instructions, as appropriate for the fuel source. All replacement equipment shall have a permanent electrical receptacle, switch, light fixture near the equipment, and installed in an accessible manner so that future inspecting, maintaining, and repairing the system can be completed.

**(3) Programmable Thermostat.** A programmable thermostat shall be installed when a new heating and cooling system is installed. Upon installation, the temperature settings shall be done by the contractor, the occupants shall be educated on using the thermostat and the instructions and warranty shall be provided to the occupants. The location of the thermostat shall be in a central location and not within 3' of doors, windows, appliances, or televisions and installed not higher than 48" AFF, measured from the center of the thermostat.

**(4) Specific Requirements for Cooling Equipment.**

**(A) Climate Zones.**

(i) Cooling equipment in Climate Zones 2 and 3 shall be 14.5 Seasonal Energy Efficiency Ratio (SEER)/12 Energy Efficiency Ratio (EER) Energy Star qualified, or its equivalent; or alternatively, shall be a heat pump.

(ii) Cooling equipment in Climate Zone 4 shall be 13 SEER, or its equivalent; or alternatively, shall be a heat pump.

*\*Refer to Section 8.1(c)(3) of these Standards for details regarding Heating Equipment.\**

**(B) Indoor Air Handler.** If the indoor air handler is being replaced, the outdoor coil shall also be replaced and it shall be matched to the indoor air handler, unless the outdoor coil is in good working condition and is compatible and properly sized to the new indoor air handler.

**(5) Specific Requirements for Heating Equipment.**

**(A) Climate Zones.**

(i) Heating equipment in Climate Zones 2 and 3 shall be greater than or equal to 80% AFUE gas furnace (or its equivalent); greater than or equal to 8.2 HSPF/14.5 SEER/12 EER air-source heat pump, Energy Star qualified with electric backup (or its equivalent); or

alternatively, shall be a ground-source heat pump, Energy Star qualified (or its equivalent).

(ii) Heating equipment in Climate Zone 4 shall be greater than or equal to 90% AFUE gas furnace (or its equivalent); greater than or equal to 8.5 HSPF/14.5 SEER/12 EER air-source heat pump, Energy Star qualified with electric backup (or its equivalent); or alternately, shall be a ground-source heat pump, Energy Star qualified (or its equivalent).

## 8.2 Minimum Standards for the Distribution System.

**a. General Requirements and Standard Conditions.** The distribution system (e.g. ductwork) must provide an adequate supply of conditioned air to each habitable room, as well as an adequate amount of return air from each habitable room. Existing distribution systems must be inspected to determine whether the system is operating efficiently, properly balanced, and adequately supplying conditioned air -- as this is required for all habitable rooms.

### **b. Other Requirements/Conditions.**

**(1) Duct Cleaning.** If the distribution system is dirty, but is otherwise operating effectively, duct cleaning is required. This requires complete duct sealing by mechanical means and with duct mastic (so as to adequately eliminate the source of dirt and debris entering the system). Duct cleaning must include all dryer vents.

**(2) Replacement and Relocation.** Replacement shall ensure all newly installed distribution systems are sized per the current version of the ACCA Manual D (or other Agency-approved methodology). Every effort should be made to relocate the replacement distribution system to the conditioned space through the installation of dropped soffits. If this is not possible, locating the distribution system in the attic shall require mechanical fastening, sealed with duct mastic, and insulated to R-8. Distribution systems shall not be located at the exterior of the home exposing the system to the elements

**(3) Installation.** Connections and routing of new ductwork shall be completed without kinks or sharp bends and without excessive coiled or looped flexible ductwork. All connections shall be mechanically fastened, sealed with mastic, and properly supported. Runs shall be insulated to R-8 if installed in unconditioned space.

**(4) Room Pressurization.** Room pressure balancing systems are recommended. Unbalanced distribution systems require transfer grills or jumper ducts to be installed to provide balance with rooms when doors are closed (with respect to the rest of the housing unit). Undercutting doors is prohibited.

## 8.3 Minimum Standards for Ventilation and Indoor Air Quality

**a. General Requirements and Standard Conditions.** At a minimum, sufficient ventilation must be provided so as to ensure adequate, continuous, non-contaminated air circulation throughout the Development.

### **b. Additional Requirements/Conditions.**

**(1) Exhaust fans.** Exhaust fans shall comply with or exceed the applicable requirements in 2012 IRC, Chapter 15, and must be at least Energy Star qualified (or its equivalent). All bathroom, toilet rooms, and kitchen fans shall exhaust to the exterior (either through the roof or a gable wall), be mechanically fastened, sealed with duct mastic, insulated to R-6, and have a mechanical damper. Flashing shall be installed to provide a positive drainage plain. Flex duct terminating at a gable vent is prohibited.

**(A) Bathroom and Toilet Room Exhaust Fans.** All bathrooms and toilet rooms must be ventilated by exhaust fans (vented to the outside) unless an operable window is present. If a continuous fan is installed, it shall be greater than or equal to 20 cfm. Intermittent fans shall be greater than or equal to 50 cfm. Neither shall exceed 1.5 sones. Bathroom exhaust fans shall be installed on a dedicated GFCI protected circuit. Light kit, night light, and/or a heating element may be included with exhaust fans. Combustion appliances venting to the exterior shall not be located in bathrooms.

**(B) Kitchen Exhaust Fans.** Kitchens require mechanical exhaust fan(s) (e.g. kitchen range hoods) be installed unless adequately ventilated by an existing and operational exhaust fan (vented to the outside). If a continuous fan is installed, it shall be greater than or equal to 5 cfm. Intermittent fans shall be greater than or equal to 100 cfm.

**(C) Garage Exhaust Fans.** If a garage is attached to a Unit (e.g. sharing a common wall), then a UL listed exhaust fan shall be installed in the garage and connected to the operation of the garage door. The exhaust fan must at least turn on when the door is opened and off after 20 minutes.

**(2) Supply Air.** If supply air is installed and connected to the return plenum, subparagraphs (A) - (D) of this paragraph shall apply, which requires:

**(A)** Supply air inlets must not be located within 10 linear feet from known contamination sources such as stacks, vents, exhaust hood, or vehicle exhaust;

**(B)** Rodent and insect screens must be installed;

**(C)** Ventilation must come directly from the outdoors and not from adjacent dwelling units, garages, crawlspaces, or attics; and

**(D)** The duct must be mechanically fastened, sealed with duct mastic, insulated to R-6, and shall have a mechanical damper.

## Mandatory Development and Unit Standards

### Health and Safety

NHTF-assisted housing must be free of all health and safety defects, must meet minimum standards of habitability and functionality, and all inspected items with an observed deficiency must be corrected. Additionally, NHTF-assisted housing is subject to the requirements in 24 CFR §93.301(b)(1)(i) regarding identifying life-threatening deficiencies, which must be addressed immediately if the housing is occupied at the time of rehabilitation.

### Lead-Based Paint

NHTF-assisted housing is subject to the regulations at 24 CFR Part 35, subparts A, B, J, K, and R regarding lead-based paint poisoning prevention in residential structures. Applicants, developers, and builders of any project requiring the rehabilitation of structures built prior to 1978 must read, fully understand, and comply with 24 CFR Part 35, subparts A, B, J, K, and R. Inspection and testing for lead-based paint must be completed prior to determination of the scope of rehabilitation, a copy of the inspection and testing report must be provided as part of the work write-up.

### Accessibility & Visitability

NHTF-assisted housing must meet the accessibility requirements of 24 CFR Part 8 (implementing Section 504 of the Rehabilitation Act of 1973) and Titles II and III of the Americans with Disabilities Act (implemented at 28 CFR Parts 35 and 36), as applicable. "Covered multifamily dwellings", as defined at 24 CFR §100.201, must also meet applicable design and construction requirements at 24 CFR §100.205 (implementing Fair Housing Act). Other required accessibility and visitability features are further described in 10 TAC Chapter 1, Subchapter B, and 10 TAC §11.101(b)(8).

### Disaster Mitigation

Where relevant, NHTF-assisted housing must be improved to mitigate the impact of potential disasters, in accordance with applicable State and local codes, ordinances, and requirements, in addition to the Uniform Physical Condition Standards or other requirements established by HUD.

### Broadband Infrastructure

HTF-assisted housing must provide for the installation of broadband infrastructure to be completed in accordance with 24 CFR §93.301(b)(2)(vi) and at no charge to the residents. 10 TAC §11.101(b)(4)(A).

### Environmental Requirements

HTF-assisted housing must meet the minimum environmental requirements in 24 CFR §93.301(f)(2).

### Development and Unit Amenities

Housing improvements beyond those described in these Standards must include all applicable amenities and energy and water efficiency features in accordance with 10 §TAC 11.101(b)(4), (5), and (6), as amended.

## **Inspections, Construction Documents, & Compliance (24 CFR §93.301(b)(2)-(3))**

### **Inspections**

All NHTF-assisted rehabilitation projects must comply with TDHCA written inspection procedures. TDHCA will conduct initial, mid-progress, and final inspections during construction to identify any deficiencies that must be addressed and ensure that all work is in accordance with approved standards, as applicable. *See*, 24 CFR §93.301(b)(3). TDHCA is responsible for initial and ongoing on-site inspections for rental housing during the affordability period. *See*, 24 CFR §§93.301(b)(3) and 93.301(e); *see also*, 10 TAC §13.11(Post-Award Requirements).

### **Work Write-Ups**

Each repair should be detailed as required through the use of plans, drawings, specifications (conforming to the MasterFormat work write-ups). At a minimum each repair should be detailed in a work write up that specifies the location, required demolition, and methods and materials with enough detail to determine the desired outcome or finished product. Work-write ups can reference plans and specifications as needed but must be detailed enough to complete repairs. Moreover, work write-ups must comply with State and local codes, ordinances, requirements, and TDHCA standards.

### **Cost Estimates**

Written Cost Estimates are required for all NHTF-assisted rehabilitation projects. Cost estimates must be reasonably prepared and submitted to the Department for approval in accordance with Title 10, Part 1, Chapter 10 of the Texas Administrative Code and these Standards. *See*, 24 CFR §93.301(b)(2) and (3); *see also*, 10 TAC §13.11(Post-Award Requirements)(regarding documents that must be submitted to the Department for review and approval prior to loan closing).

### **NHTF Annual Auditing, Recordkeeping, and Certifications**

NHTF-assisted housing must comply with the auditing, recordkeeping, and cost certification requirements of 24 CFR §93.406 and 24 CFR §93.406.



## Scope of Work and Post-Rehabilitation Standards

### **Uniform Physical Conditions Standards (UPCS)**

All Developments funded by the Department must be decent, safe, sanitary, in good repair, and suitable for occupancy throughout the entire Affordability Period. 10 TAC §10.621; 24 CFR §5.703.

At a minimum, NHTF-assisted housing must comply with HUD's Uniform Physical Condition Standards (UPCS), as found in 24 CFR §5.705 and further provided for in 24 CFR §5.703. Developments must also comply with all local health, safety, and building codes; ordinances; and zoning requirements. Developments in jurisdictions without applicable State or local building codes must adhere to the International Existing Building Code (IEBC), and where the International Building Code (IBC) of the International Code Council in addition to the UCPS. Refer to **Appendix A: Uniform Physical Condition Standards (UPCS)** for additional details.

### **AND**

### **Scope and Cost Review (SCR)**

This report is required for NHTF-assisted Rehabilitation Developments. The SCR Report must be prepared in accordance with 10 TAC §11.306 (relating to Scope and Cost Review Guidelines) and submitted as required under 10 TAC §11.205(3)(relating to Scope and Cost Review (SCR)). Importantly, the report must be accompanied by the Department's SCR Supplement in the form of an excel workbook as published on the Department's website. Refer to **Appendix B: Scope and Cost Review (SCR)** for additional details.

### **AND**

### **Capital Needs Assessment (CNA)**

All NHTF-assisted Rehabilitation Developments must also submit a capital needs assessment (CNA) estimating the useful life of each major system. 10 TAC §11.205(3). The CNA shall determine the work to be performed and identify the long-term physical needs of the project. 24 CFR §93.301(b)(1)(ii). Moreover, the assessment must include a comparison between the local building code and no earlier than the 2015 version of the IEBC of the International Code Council. 10 TAC §11.205(3). If the remaining useful life of one or more major system is less than the applicable period of affordability, a replacement reserve must be established with adequate monthly payments made to repair or replace the systems as needed. See, 24 CFR §93.301(b)(1)(ii); *see also*, 10 TAC §10.404 (Reserve Accounts).

In addition to the minimum CNA requirements, the Report must be accompanied by the Department's SCR Supplement in the form of an excel workbook as published on the Department's website. 10 TAC §11.205(3)(relating to Scope and Cost Review(SCR)). Refer to **Appendix C: Capital Needs Assessment (CNA)** for additional details.

**APPENDIX TO  
2020 NHTF MINIMUM REHABILITATION STANDARDS**

## APPENDIX A: Uniform Physical Condition Standards (UCPS)

### Introduction

All Developments funded by the Department must be decent, safe, sanitary, in good repair, and suitable for occupancy throughout the entire Affordability Period. 10 TAC §10.621; 24 CFR §5.703. This requires that, at a minimum, NHTF-assisted housing comply with HUD's Uniform Physical Condition Standards (UPCS) provided in 24 CFR Part 5, Subpart G.

Importantly, the UPCS is a minimum threshold requirement for NHTF-assisted housing. Developments are still responsible for complying with applicable local health, safety, and building codes; ordinances; and zoning requirements. Even Developments in jurisdictions without applicable State or local building codes must still comply with the 2012 International Existing Building Code (IEBC) in addition to the UPCS.

### UPCS Compliance Inspections

The Department's Compliance Division or its Affiliate(s) is responsible for conducting UPCS inspections of NHTF-assisted multifamily developments. See §200.853. Inspection frequency will be determined using the scoring and ranking methodology of HUD's Real Estate Assessment Center (REAC). See §200.857(a) – (b). Unless otherwise determined by the Department, UPCS inspections will be conducted once every three years during the Affordability Period.

During an Inspection, observable deficiencies for inspectable items will be identified for all major areas of NHTF-assisted rehabilitated housing, including the **(1) Site; (2) Building Exterior; (3) Building Systems; (4) Dwelling Units; (5) Common Areas; and (6) Health and Safety Considerations**. Correcting deficiencies is an important part of the Applicant/Borrower's ongoing responsibility to maintain the physical state of the Development so that it is decent, safe, sanitary, and in good repair. This responsibility must be maintained throughout the entire Affordability Period.

**Depending on the type of Deficiency identified, the responsibility to address and remedy Deficiencies may either be (1) immediate or (2) completed with the project's scope of work.**

1. **Life Threatening Deficiencies (LTD)** are identified in the Exigent Health and Safety Report(s) and require immediate attention or remedy. **For projects involving the acquisition or rehabilitation of occupied housing, Life Threatening Deficiencies MUST be immediately addressed AND remedied.** Life Threatening Deficiencies include, but not are limited to, the following (categorized below by major Inspectable Areas):

#### Site:

- Air Quality – propane/natural gas/methane gas detected
- Electrical Hazards – exposed wires/open panels; water leaks on/near electrical equipment

#### Building Exterior:

- Electrical Hazards – exposed wires/open panels; water leaks on/near electrical equipment
- Emergency Fire Exits – Emergency/Fire Exits Blocked/Unusable
- Fire Escapes – blocked egress/ladders; visibly missing components

- Windows – security bars prevent egress

**Building Systems:**

- Domestic Water – misaligned chimney/ventilation system
- Electrical System – missing breakers/fuses; missing covers
- Fire Protection – missing/damaged/expired extinguishers
- Air Quality – propane/natural gas/methane gas detected
- Electrical Hazards – exposed wires/open panels; water leaks on/near electrical equipment
- Emergency Fire Exits – emergency/fire exits blocked/unusable
- HVAC – misaligned chimney/ventilation system

**Common Areas:**

- Electrical – missing breakers; missing covers
- HVAC – misaligned chimney/ventilation systems
- Outlets/Switches/Cover Plates – missing/broken
- Windows – security bars prevent egress
- Electrical Hazards – exposed wires/open panels; water leaks on/near electrical equipment
- Emergency Fire Exits – emergency/fire exits blocked/unusable

**Unit:**

- Electrical System – missing breakers/fuses; missing covers
- Air Quality – propane/natural gas/methane gas detected
- Electrical Hazards – exposed wires/open panels; water leaks on/near electrical equipment
- Emergency Fire Exits – emergency/fire exits blocked/unusable
- Water Heater – misaligned chimney/ventilation system
- HVAC System – misaligned chimney/ventilation system
- Outlets/Switches – missing; missing/broken cover plates
- Smoke Detector – missing/inoperable
- Windows – security bars prevent egress

2. **Non-Life Threatening Deficiencies** generally include all other observable deficiencies. Any and all Non-Life Threatening Deficiencies must be completed with a project's scope of work and thus corrected prior to project completion. Non-Life Threatening Deficiencies include but are not limited to those listed as "NLT" or "Non-Life Threatening Deficiencies" in **Attachment A – TDHCA Uniform Physical Condition Standards Checklist (UPCS Checklist)**.

**Required Documentation**

All NHTF-assisted multifamily housing must complete and timely submit the **TDHCA Uniform Physical Condition Standards Checklist (UPCS Checklist)** to the Department for review and approval.

**APPENDIX B: Scope and Cost Review (SCR)  
(10 TAC §11.205(3); 10 TAC §11.306)**

**Introduction**

All NHTF-assisted Developments (excluding Reconstruction) must submit a Scope and Cost Review (SCR) Report. The SCR must meet the minimum requirements provided in 10 TAC §11.306 (relating to Scope and Cost Review Guidelines) and 10 TAC §11.205(3)(relating to Required Third Party Reports: Scope and Cost Review). Pursuant to 10 TAC §11.306(a), the objective of the SCR is to provide a self-contained report that comprehensively details and evaluates the current conditions of the Development, and identifies a scope of work for the proposed repairs, replacements, and improvements to an existing multifamily property.

**Scope and Cost Review Guidelines**

The SCR author must evaluate the sufficiency of the Applicant's scope of work and provide an independent review of the Applicant's proposed costs. It is the Applicant's responsibility to ensure the scope of work and cost estimates (including the Development Cost Schedule) submitted in the Application are provided to the author, as these must also be included in the SCR Report. Importantly, the report should be in sufficient detail for the Underwriter to fully understand all current conditions, scope of work and cost estimates. The report must also include the following statement, "any person signing this Report acknowledges that the Department may publish the full report on the Department's website, release the report in response to a request for public information and make other use of the report as authorized by law." 10 TAC §11.306(a).

Under 10 TAC §11.306(b), the SCR must include analysis in conformity with the American Society for Testing and Materials (ASTM) "Standard Guide for Property Condition Assessments. Baseline Property Condition Assessment Process (ASTM Standard Designation: E 2018)," unless the exceptions in 10 TAC §11.306(f) or (g) apply. Moreover, 10 TAC §11.306(c) requires good quality color photographs of the subject Real Estate (front, rear, and side elevations, on-site amenities, interior of the structure) be included. Photographs should be properly labeled. Photographs of the neighborhood, street scenes, and comparables must also be included.

**Discussion and analysis must be provided for 10 TAC §11.306(d)(1) – (8). This includes, but is not limited to, discussion and analysis of:**

- (1) Descriptions of Current Conditions;**
- (2) Descriptions of Scope of Work;**
- (3) Useful Life Estimates;**
- (4) Code Compliance;**
- (5) Program Rules;**
- (6) Accessibility Requirements;**
- (7) Reconciliation of Scope of Work and Costs; and**
- (8) Cost Estimates.**

Any costs not identified and discussed in sufficient detail in the SCR as part of 10 TAC §11.306(d)(6), (d)(8)(A), and (d)(8)(B) will not be included in the underwritten Total Development Cost in the Report.

**Third Party, Unrelated, and Nonaffiliated Author(s)**

The SCR shall be conducted by a Third Party at the expense of the Applicant, and addressed to Texas Department of Housing and Community Affairs as the client. Copies of reports provided to the Department which were commissioned by other financial institutions should address the Texas Department of Housing and Community Affairs as a co-recipient of the report, or letters from both the provider and the recipient of the report should be submitted extending reliance on the report to the Texas Department of Housing and Community Affairs. 10 TAC §11.306(h).

The SCR report must also include a statement that the individual and/or company preparing the SCR report will not materially benefit from the Development in any other way than receiving a fee for performing the SCR. Because of the Department's heavy reliance on the independent cost information, the provider must not be a Related Party to or an Affiliate of any other Development Team member. The SCR report must contain a statement indicating the report preparer has read and understood the requirements of 10 TAC §11.306 (esp., §11.306(i)).

**Health and Safety Recommendations**

Any recommendations made in the SCR regarding health and safety, life expectancy of major systems (structural support; roofing; cladding and waterproofing; plumbing; electrical; and heating, ventilation, and air conditioning) must be implemented. 10 TAC §13.9(1); 24 CFR §93.301(b)(1)(ix) (requiring an estimate (based on age and condition) of the remaining useful life of these systems be conducted upon project completion of each major system). If the remaining useful life of one or more major system is less than the applicable period of affordability, a replacement reserve must provide adequate monthly payments, so as to repair or replace the systems as needed. 24 CFR §93.301(b)(1)(ix).

For properties originally constructed prior to 1978, the SCR and rehabilitation scope of work must be provided to the party conducting the lead-based paint and/or asbestos testing. 10 TAC §13.9(2). The rehabilitation must implement the mitigation recommendations of the testing report. 10 TAC §13.9(2).

**Required Documentation*****Attachment B – TDHCA Scope and Cost Review (SCR Supplement)***

The SCR must include the Department's Scope and Cost Review Supplement (SCR Supplement) in the excel form published on the Departments website (and attached for reference purposes). The purpose of the SCR Supplement is to consolidate and show reconciliation of the scope of work and costs of the immediate physical needs identified by the SCR author with the Applicant's scope of work and costs provided in the Application. The consolidated scope of work and costs shown on the SCR Supplement will be used by the Underwriter in the analysis, as it details the projected repairs and replacements through at least thirty (30) years.

## **APPENDIX C: Capital Needs Assessment (CNA) (24 CFR §93.301(b)(1)(ii))**

### **Introduction**

All NHTF-assisted Rehabilitation Developments must also submit a capital needs assessment that estimates the useful life of each major system. The CNA will determine the work to be performed and identify the long-term physical needs of the project. 24 CFR §93.301(b)(1)(ii). If the remaining useful life of one or more major system is less than the applicable period of affordability, a replacement reserve must be established with adequate monthly payments made to repair or replace the systems as needed. 24 CFR §93.301(b)(1)(ii).

Importantly, the CNA must adhere to all applicable requirements of 10 TAC §11.205(3)(relating to Required Third Party Reports), including being accompanied by the Department's SCR Supplement in the excel form published on the TDHCA website (and attached to these Standards for reference purposes).

### **Capital Needs Assessment Guidelines**

The CNA must be completed by an independent, Third Party engineer or architect approved by the Department. The performing engineer or architect must:

- conduct an interview with the appropriate onsite Development personnel (e.g. property management, maintenance personnel) to assess prior, ongoing or chronic repairs, maintenance issues, and deficiencies;
- complete an onsite visit and physical inspection of both the interior and exterior units and structures on the property;
- analyze and provide recommendations regarding the presence of environmental hazards and potential efficiency or other mitigation considerations, in accordance with these standards;
- analyze and provide recommendations as to the reasonability of the proposed budget as it relates to the work to be performed, including but not limited to an analysis of the: (1) Development Site; (2) Structural Systems; (3) Interior Systems; and (4) Mechanical, Plumbing, Electrical, HVAC, and Safety (e.g. fire protection, elevator requirements, safety lighting) Systems and related requirements; and
- depending on the aforementioned determinations, the assessment must assess and provide recommendations regarding the proposed budget as it relates to the conclusions of the assessment. Moreover, any and all components of major systems reaching the end of their useful life or otherwise bearing critical conditions, must be identified. If the remaining useful life of any major system is less than 50% of the expected useful life, immediate rehabilitation (replacement or repair, as appropriate) is required. If the remaining useful life of any component of the major systems is less than the term of the affordability period, replacement reserves with adequate payments being made as required to finance future repair(s) or replacement(s) is required.

### **Required Documentation**

***Attachment B – TDHCA Scope and Cost Review (SCR Supplement)(as detailed in APPENDIX B).***

**ATTACHMENTS TO  
2020 NHTF MINIMUM REHABILITATION STANDARDS**

**ATTACHMENT A:** Uniform Physical Condition Standards Checklist (UPCS Checklist) (available as posted on the TDHCA website at <https://www.tdhca.state.tx.us/pmcomp/inspections/docs/REAC-UPCS-Inspection-Checklist.pdf> and as may be amended from time to time on the TDHCA [Compliance \(Physical Inspections\)](https://www.tdhca.state.tx.us/pmcomp/inspections/physical.htm) webpage at <https://www.tdhca.state.tx.us/pmcomp/inspections/physical.htm>).

**ATTACHMENT B:** Scope and Cost Review Cost Schedule (SCR Supplement)(available as posted on the TDHCA website at <https://www.tdhca.state.tx.us/readocs/17-PCASupplementExample.xls> and as may be amended from time to time on the TDHCA [Real Estate Analysis](https://www.tdhca.state.tx.us/rea/index.htm) webpage at <https://www.tdhca.state.tx.us/rea/index.htm>).



**9. Resale or Recapture Guidelines.** Below, the grantee must enter (or attach) a description of the guidelines that will be used for resale or recapture of HTF funds when used to assist first-time homebuyers. If the grantee will not use HTF funds to assist first-time homebuyers, enter "N/A".

N/A

**10. HTF Affordable Homeownership Limits.** If the grantee intends to use HTF funds for homebuyer assistance and does not use the HTF affordable homeownership limits for the area provided by HUD, it must determine 95 percent of the median area purchase price and set forth the information in accordance with §93.305. If the grantee will not use HTF funds to assist first-time homebuyers, enter "N/A".

The grantee has determined its own affordable homeownership limits using the methodology described in § 93.305(a)(2) and the limits are attached.

N/A

**11. Grantee Limited Beneficiaries or Preferences.** Describe how the grantee will limit the beneficiaries or give preferences to a particular segment of the extremely low- or very low-income population to serve unmet needs identified in its consolidated plan or annual action plan. If the grantee will not limit the beneficiaries or give preferences to a particular segment of the extremely low- or very low-income population, enter "N/A."

Any limitation or preference must not violate nondiscrimination requirements in § 93.350, and the grantee must not limit or give preferences to students. The grantee may permit rental housing owners to limit tenants or give a preference in accordance with § 93.303(d)(3) only if such limitation or preference is described in the action plan.

The State will limit beneficiaries and/or give preferences to the following segments of the extremely low-income population in accordance with AP-25 of the 2020 One Year Action Plan.

**12. Refinancing of Existing Debt.** Enter or attach the grantee's refinancing guidelines below. The guidelines describe the conditions under which the grantee will refinance existing debt. The grantee's refinancing guidelines must, at minimum, demonstrate that rehabilitation is the primary eligible activity and ensure that this requirement is met by establishing a minimum level of rehabilitation per unit or a required ratio between rehabilitation and refinancing. If the grantee will not refinance existing debt, enter "N/A."

TDHCA may use NHTF funds to refinance existing debt secured by multifamily housing that is being rehabilitated with NHTF funds as described in 24 CFR §93.201(b). TDHCA shall use its underwriting and evaluation standards, site and development requirements, and application and submission requirements found in 10 TAC Chapters 10, 11 and 13, for refinanced properties in accordance with its administrative rules. The NOFA may allow for lower per unit rehabilitation costs than those described

at 10 TAC §13.7(c), and the Board may waive the rehabilitation minimums at 10 TAC §11.101(b)(3). At a minimum:

- Rehabilitation costs must be the primary eligible activity for developments involving refinancing of existing debt so the NHTF eligible rehabilitation costs – whether funded entirely or partially by TDHCA’s NHTF funds – are greater than the total refinancing costs (i.e. payoff amount plus closing and title costs);
- The proportional rehabilitation cost per NHTF unit must be greater than the proportional amount of debt per NHTF unit that is being refinanced; and
- The proposed NHTF rent on a unit at application must be less than the greater of actual rent being collected from tenants at application or the tenant’s portion of the rent payment, as restricted by any entity through a project-based contract, operating subsidy, or by a use agreement.

**Discussion:**

The State is not proposing to use any form of investment in its NHTF Program that is not already listed as an eligible for investment in 24 CFR §93.201(b). As described above, TDHCA may use NHTF funds to refinance existing debt secured by multifamily housing that is being rehabilitated as described in 24 CFR §93.201. TDHCA will use its underwriting and evaluation standards, site and development requirements, and application and submission requirements found in 10 Texas Administrative Code, Chapters 10, 11, and 13, for refinanced properties in accordance with its administrative rules.